

Dept. of Corporate Services – Corporate Relationship,
BSE Limited,
Phiroze Jeejeebhoy Towers, Dalal Street,
Mumbai - 400 001.

National Stock Exchange of India
Limited,
Listing Department,
Exchange Plaza, C-1, Block 'G'
Bandra-Kurla Complex,
Bandra (East),
Mumbai - 400 051.
Scrip Code : CEMPRO

Scrip Code : 509496

Date
29th April, 2026

Our Reference No.
SEC/04/2026

Our Contact
RAHUL NEOGI

Direct Line
91 22 67680814
cs@cemindia.co.in

Sub: Audited Financial Results for the quarter and year ended 31st March, 2026

Dear Sir/ Madam,

Pursuant to Regulation 30 of the Securities and Exchange Board of India (Listing Obligations and Disclosure Requirements) Regulations, 2015 as amended from time to time (Listing Regulations), enclosed please find presentation on Audited Financial Results for the quarter and year ended 31st March, 2026.

You are requested to take the same on record. The presentation is being made available on the Company's website <https://www.cemindia.co.in/investors/investor-presentation/> in accordance with Regulation 46 of the Listing Regulations.

Thanking you,

Yours faithfully,

**For Cemindia Projects Limited
(formerly ITD Cementation India Limited)**

(RAHUL NEOGI)
COMPANY SECRETARY

Cemindia Projects Limited

(formerly ITD Cementation India Limited)

Registered & Corporate Office: 9th Floor, Prima Bay,
Tower - B, Gate No. 5, Saki Vihar Road, Powai, Mumbai - 400 072.
Tel.: 91-22-66931600 www.cemindia.co.in
Corporate Identity Number : L61000MH1978PLC020435



Cemindia[®]

Since 1931

Cemindia Projects Limited

Investor Presentation – Q4 FY26 | April 2026



Contents

1 Consolidated Performance Highlights – Q4 FY26 and FY26

2 About Cemindia Projects Limited

3 ESG

Annexures

1

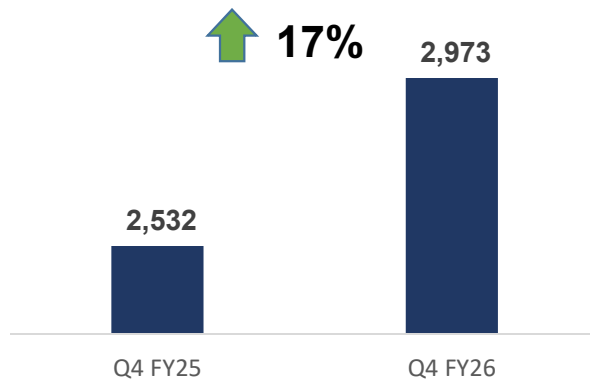
**Consolidated Performance Highlights
(Q4 FY26 and FY26)**

Consolidated Performance Highlights – Q4 FY26

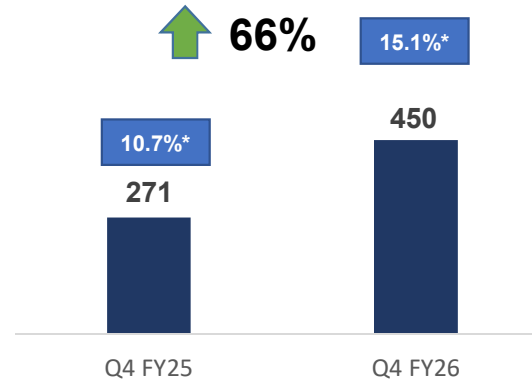
Cemindia[®]

Since 1931

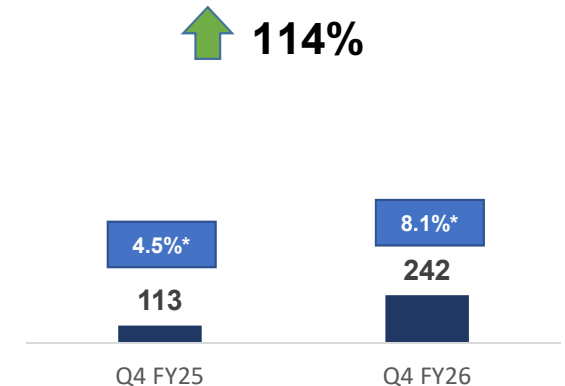
Revenue



EBITDA and EBITDA Margin (%)*

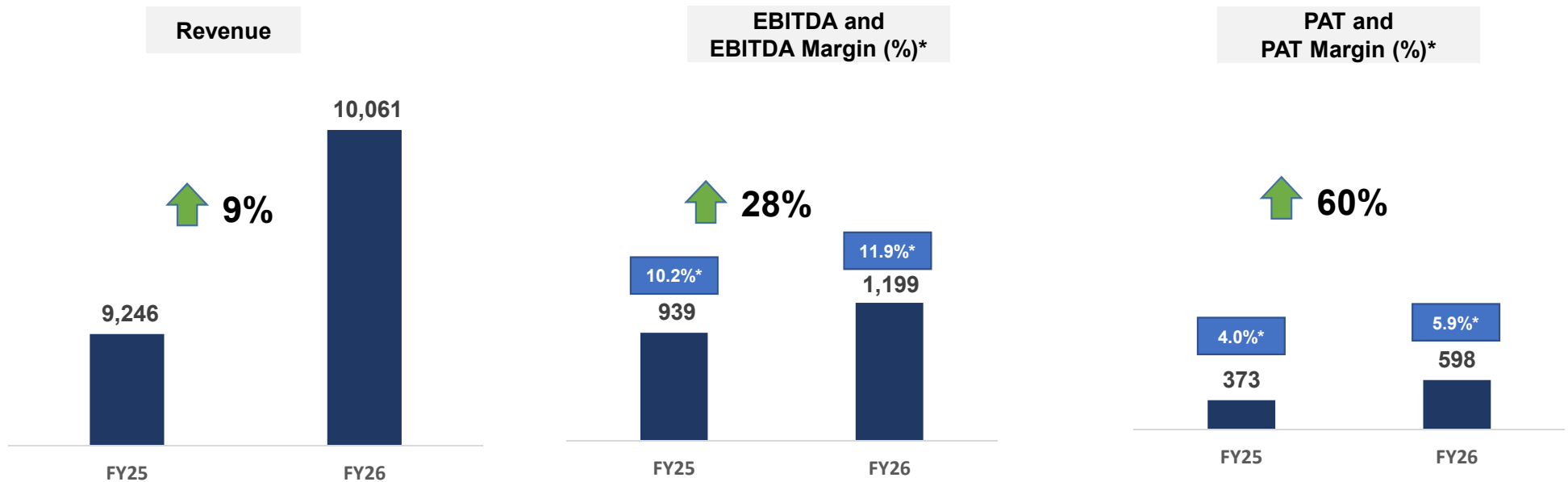


PAT and PAT Margin (%)*



- Delivered strong Q4 financials across Revenue, EBITDA and PAT reflecting sustained execution momentum and margin resilience
- Secured new contracts worth ₹ 5,144 crore in Q4 FY26

Consolidated Performance Highlights – FY26



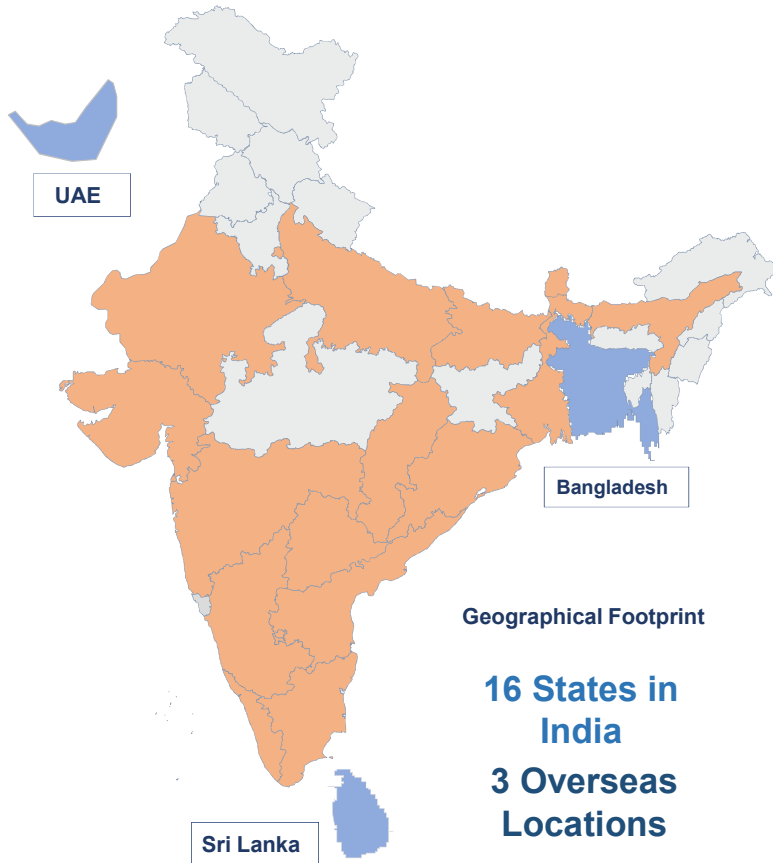
- Record financial performance with Robust orderbook visibility reflecting disciplined execution and sustained margin delivery
- Secured new contracts worth ₹ 14,821 crore in FY26

2

About Cemindia Projects Limited (CPL)

Diversified Portfolio and Strong Order Book

Expansive Project Footprint Across India & Emerging Global Markets



Orderbook Details

Operating Metrics

₹24,545 Cr¹

Orderbook

₹14,821 Cr

Orders secured in FY26

80+

No. of Projects

Across 8 sectors

30+

Diversified clients

97%

India

3%

Overseas

Geographical Footprint

36% | **6%** | **58%**

Govt. | PSU | Private

Client Break-up

Key Financial Metrics

FY26

FY25

₹10,061 Cr

Revenue

↑ 9% YoY

₹9,246 Cr

Revenue

↑ 17% YoY

₹1,199 Cr

EBITDA

↑ 28% YoY

₹939 Cr

EBITDA

↑ 13% YoY

₹598 Cr

PAT

↑ 60% YoY

₹373 Cr

PAT

↑ 36% YoY

₹2,400 Cr

Networth

↑ 31% YoY

₹1,833 Cr

Networth

↑ 22% YoY

₹430 Cr

Net Debt

₹575 Cr

Net Debt

34% | **28%**

RoCE | RoE

29% | **22%**









RoCE | RoE

Note: 1. As at 31 March 2026

UAE: United Arab Emirates | EBITDA: Earnings before Interest, Tax, Depreciation and Amortization, RoCE – Return on Capital Employed, RoE – Return on Equity

Diversified Portfolio & Strong Order Book

Break up of Orderbook


S.No	Sectors	Remaining Order Value (₹ Cr)	Order Book Share ¹
1	 Maritime Structures	8,180	33.3%
2	 Urban Infrastructure, MRTS and Airports	5,701	23.2%
3	 Industrial Structures and Buildings	3,852	15.7%
4	 Highway, Bridges and Flyovers	3,207	13.1%
4	 Data Center	1,738	7.1%
5	 Hydro, Dams, Tunnels and Irrigation	978	4.0%
6	 Foundation and Specialist Engineering	499	2.0%
7	 Water and Wastewater	390	1.6%
Total		24,545	100.0%

Contracts secured in Q4 FY26

Major orders secured during the quarter	Contract Value (₹ Cr)
Construction of road project at Munger, Bihar	3,098
Construction of Container terminal at Mundra, Gujarat	1,575
Civil works for Raw Water Intake System at Ganga River in Uttar Pradesh	210
Marine Civil works for Bulk Berth BB-6 and Approach Trestle -4 at Dhamra in Odisha	175
Others	86
Total	5,144

Note: 1. As at 31 March 2026

1 Maritime Structures



- Jetty, Dolphins, Berths
- Ship lift, Dry Dock, Wet Basin
- Breakwater, Piled approach
- Dredging and land reclamation

100+

projects completed/under execution

2 Urban Infra, MRTS & Airports



- Elevated Metro (10 projects)
- Underground Metro (8 projects)
- Station Buildings and Tracks (2 projects)
- Airports (7 projects)

~40 kms

UG metro tunnelling & elevated metro viaducts completed

3 Industrial Structures & Buildings



- Institutional
- Commercial
- Factories & Warehouse
- Industrial

30+

projects completed/under execution

4 Data Center



- EPC of Data Center infrastructure
- Shell and Core
- Mechanical, Electrical, Plumbing and Fire (MEPF)
- Testing and Commissioning

2 projects

under execution

5 **Hydro, Dams, Tunnels & Irrigation**



6 **Foundation & Specialist Engineering**



7 **Highways, Bridges & Flyovers**



8 **Water & Waste Water**



- Dam and Power House
- Tunnels
- Intake structures
- Pressure shafts
- Irrigation Projects

- Diaphragm Wall
- Ground Improvement
- Rehabilitation work
- Slope Stabilization
- Rock Anchors

- National Highways
- River Bridges
- Flyovers
- Pre-stressed Box Girders

- Micro Tunneling
- Civil work for Sewerage Plant
- Pipeline for Drainage Project

15+
Dams, Barrages, Pressure Shafts,
NATM, DBM Tunnels

250+
projects completed/under execution

>600 kms
Highways, Bridges and Flyovers


10+
projects completed/under execution

Maritime Structures

West container terminal in Sri Lanka



IOCL Captive POL and LPG Marine Jetty in Tamil Nadu




Major Projects under execution

<ul style="list-style-type: none"> Marine project in Bangladesh 	<ul style="list-style-type: none"> LNG Jetty works in Abu Dhabi
<ul style="list-style-type: none"> Balance Outer Harbour Works in Andhra Pradesh 	<ul style="list-style-type: none"> Near Shore Reclamation and Shore Protection for Greenfield Vadhvan Port in Maharashtra
<ul style="list-style-type: none"> Third Berth (Jetty) at Dahej LNG Terminal in Gujarat 	<ul style="list-style-type: none"> Container Berth Ph II at Vizhinjam in Kerala
<ul style="list-style-type: none"> Bulk & Breakwater for development of Greenfield Captive Jetty in Odisha 	<ul style="list-style-type: none"> Construction of Container terminal at Mundra, Gujarat

Customers

- Vadhvan Port Project Limited
- Power Grid Company of Bangladesh
- JSW
- NMDC, Abu Dhabi
- Adani Vizhinjam Port Private Ltd
- LNG Petronet




Urban Infrastructure, MRTS and Airports

Mumbai underground metro in Maharashtra



Ahmedabad international airport in Gujarat



Major Projects under execution

- Underground tunneling and stations for metros in Chennai, Bengaluru, Pune, Mumbai and Kolkata
- Infrastructure works at Jaipur International Airport in Rajasthan
- Construction of stations and allied works in Bengaluru
- Infrastructure works at Trivandrum International Airport in Kerala

Customers

- Chennai Metro Rail Limited
- Kolkata Metro Rail Corporation Limited
- Mumbai Metro Rail Corporation Limited
- Maharashtra Metro Rail Corporation Limited
- Rail Infrastructure Development Company (Karnataka) Limited
- Jaipur International Airport Limited
- TRV(Kerala) International Airport Ltd



Industrial Structures and Buildings

Circuit bench of Calcutta High Court in West Bengal



Hazira Coke Oven Project in Gujarat



Major Projects under execution

- | | |
|---|---|
| <ul style="list-style-type: none"> Redevelopment of Residential colony at Kasturba Nagar in New Delhi – PH I and PH II | <ul style="list-style-type: none"> Multistoried commercial building in Uttar Pradesh |
| <ul style="list-style-type: none"> Thal Sena Bhawan in Delhi | <ul style="list-style-type: none"> Aerospace museum in Palam, Delhi |
| <ul style="list-style-type: none"> Multi-storied commercial building in Kolkata, West Bengal | <ul style="list-style-type: none"> Civil work for Korba Power in Chhattisgarh |
| <ul style="list-style-type: none"> Piling & Civil Work for Coke Oven Project at Hazira in Gujarat | <ul style="list-style-type: none"> Civil & Related Works at Taldih & Barsuan Iron ore mine of SAIL |

Customers

- M/S INGKA Centres India Private Limited
- Military Engineering Services
- Bengal Bonded Warehouse Limited
- Central Public Works Department, New Delhi
- Arcelor Mittal Nippon Steel India Limited
- Korba Power Limited
- Adani Enterprises Limited

**₹3,852
crore**

Highway, Bridges and Flyovers / Data Center

Ganga Expressway road project in Uttar Pradesh



Highways, Bridges and Flyovers

Major Projects under execution

- Six laning road project in Uttar Pradesh
- Road project in Bihar

Customers

- Adani Road Transport Limited



Data Center

Major Projects under execution

- Construction of Data Center on EPC basis in Maharashtra

Customers

- Support Properties Private Limited



Hydro, Dams, Tunnels and Irrigation

Sivok Rangpo Railway tunnels in West Bengal and Sikkim



Chitravathi Pumped Storage project in Andhra Pradesh



Major Projects under execution

- Railway tunnels in West Bengal and Sikkim
- Civil & Hydro-Mechanical Works of 500 MW Hydel Power, Pumped Storage Project in Andhra Pradesh
- Water conveyor system of lined gravity canal/tunnels in Telangana

Customers

- Adani Renewable Energy Forty-Two Limited
- IRCON International Ltd
- Govt. of AP, Irrigation and CAD Department

**₹978
crore**

Brahmaputra riverfront development in Assam



Ahmedabad microtunneling project in Gujarat



Foundation and Specialist Engineering

Major Projects under execution

- Civil Works for Yard-BB5 in Odisha
- Piling work at Khavda in Gujarat

Customers

- The Dhamra Port Company Limited (DPCL)
- Adani Green Energy Six Limited.



Water and Wastewater

Major Projects under execution

- Raw Water Intake System at Ganga River in Uttar Pradesh
- Micro-tunneling project in Ahmedabad, Gujarat


Customers

- Mirzapur Thermal Energy (UP) Pvt. Ltd
- Ahmedabad Municipal Corporation



Technology Adoption : Strong Equipment fleet

Strategic Equipment Base across diversified orderbook to strengthen execution capabilities

<p>Tunnel Boring Machines</p>  <p>7 Nos.</p>	<p>Micro Tunnel Boring Machines</p>  <p>3 Nos.</p>	<p>Trench Cutter</p>  <p>5 Nos.</p>	<p>Cranes</p>  <p>120 Nos.</p>	<p>Hydraulic Piling Rig</p>  <p>49 Nos.</p>
<p>Jackup Barge</p>  <p>3 Nos.</p>	<p>Batching Plant</p>  <p>42 Nos.</p>	<p>Twin Boom Jumbo Drill</p>  <p>9 Nos.</p>	<p>Technology & Capability Edge</p> <ul style="list-style-type: none"> ➤ Innovation-driven execution: Our tech-led approach ensures projects are delivered with unmatched efficiency and precision ➤ Strategic equipment strength: An indigenous fleet provides the backbone for large-scale complex projects ➤ Advanced engineering expertise: Proven ability to tackle challenging projects with cutting-edge solutions. ➤ Customized tunneling solutions: Specialized tunnel boring machines designed for complex underground metro systems. 	

Robust Financial Performance : Consolidated Profit & Loss

Cemindia

Since 1931

Particulars	Unit	FY24	FY25*	FY26*
Revenue from operations	₹ Cr	7,896	9,246	10,061
Other income	₹ Cr	78	77	177
Total income	₹ Cr	7,974	9,323	10,238
Cost of construction materials consumed	₹ Cr	2,944	3,224	3,355
Subcontracting expenses	₹ Cr	2,962	3,774	4,065
Employee benefits expense	₹ Cr	648	723	883
Other expenses	₹ Cr	587	663	736
Total Operating expenses	₹ Cr	7,141	8,384	9,039
EBITDA	₹ Cr	833	939	1,199
<i>EBITDA Margin (%)</i>	<i>%</i>	<i>10.55%</i>	<i>10.15%</i>	<i>11.92%</i>
Depreciation and amortisation expense	₹ Cr	209	194	166
Finance costs	₹ Cr	222	236	215
Profit/(loss) before tax	₹ Cr	402	508	818
Total tax expense	₹ Cr	128	135	220
PAT	₹ Cr	274	373	598
<i>PAT Margin (%)</i>	<i>%</i>	<i>3.47%</i>	<i>4.03%</i>	<i>5.94%</i>

Note: *Certain line items in the financial statements have been reclassified to reflect the classification as at 31 March 2026

FY26 Insights

80+

No. of Projects

₹ 10,061 Cr

Revenue from Operations

₹ 1,199 Cr

EBITDA

11.9%

EBITDA Margin

₹ 598 Cr

PAT

Robust Financial Performance : Consolidated Balance Sheet

Cemindia

Since 1931

Particulars	Unit	FY24	FY25*	FY26*
Assets				
Non-Current Assets				
Property, plant and equipment	₹ Cr	1,056	1,033	1,114
Right-of-use-assets	₹ Cr	25	38	48
Capital work-in-progress	₹ Cr	10	21	22
Investment Properties	₹ Cr	-	6	6
Other non-current assets	₹ Cr	275	300	266
Total Non-Current Assets	₹ Cr	1,365	1,398	1,456
Current Assets				
Cash and cash equivalents	₹ Cr	609	365	475
Bank Balances	₹ Cr	287	460	474
Inventories	₹ Cr	684	644	751
Trade receivables	₹ Cr	1,211	990	1,295
Other current assets	₹ Cr	1,761	1,995	2,636
Total Current Assets	₹ Cr	4,552	4,454	5,631
Total Assets	₹ Cr	5,917	5,852	7,087
Equity and Liabilities				
Equity				
Equity share capital	₹ Cr	17	17	17
Other equity	₹ Cr	1,477	1,816	2,383
Non-controlling interest	₹ Cr	4	-	-
Total Equity	₹ Cr	1,498	1,833	2,400
Liabilities				
Borrowings	₹ Cr	862	904	905
Trade Payables	₹ Cr	1,433	2,045	2,190
Tax Liabilities	₹ Cr	11	17	41
Other liabilities	₹ Cr	2,114	1,053	1,551
Total Liabilities	₹ Cr	4,419	4,019	4,687
Total Equity And Liabilities	₹ Cr	5,917	5,852	7,087

Note: *Certain line items in the financial statements have been reclassified to reflect the classification as at 31 March 2026

FY26 Insights

₹ 7,087 Cr

Total Assets Base

₹ 475 Cr

Cash and Cash Equivalents

₹ 2,400 Cr

Net-worth

0.36x

Net Debt to EBITDA

[A+]

Ratings upgraded by CARE and ICRA

Credit Rating: Improving Credit Profile with efficiency in operations

Rating Track Record
6
years

Rating Agency	March 2019	March 2025	March 2026
 CareEdge RATINGS	A (Stable)	A (RWP*)	A+ (Stable)
 ICRA AN AFFILIATE OF MOODY'S	A (Stable)	A (Stable)	A+ (Stable)

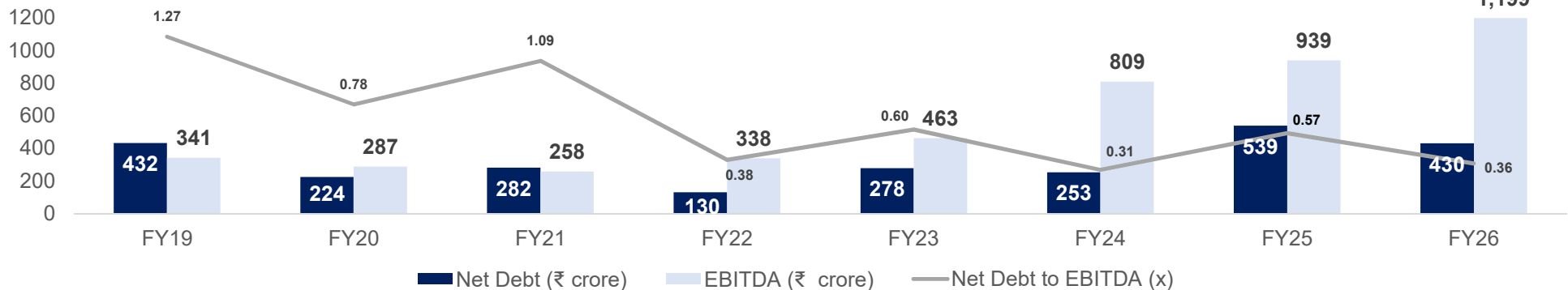
*RWP – Rating Watch with Positive implications

Key Rating Upgrade highlights:

- Significant ramp-up in scale of operations reflecting revenue CAGR of ~30% in last 6 years
- Strong diversified orderbook provides medium term revenue visibility
- Favorable change in ownership to aid in growth synergies and strong financial flexibility
- Demonstrated track record in project execution

Rating upgraded to A+ by CARE and ICRA

Net Debt to EBITDA

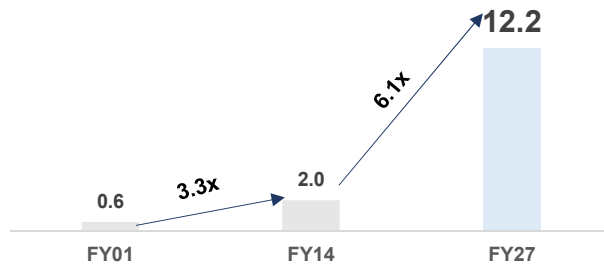


India's Decade: Infrastructure Megatrend driving massive capex cycle

Capex Allocation under Union Budget

↑ by 6x since FY14

In ₹lakh Cr



% of Union Budget	17%	12%	23%
% of GDP	3.1%	1.7%	4.4%

GDP: Gross Domestic Product |

Increased capital allocation and focused government initiatives shall:

- Enable India to remain fastest growing major economy with Real GDP growth estimated at 6.9% for FY27E
- Rapid urbanization leading to significant push towards infrastructure creation
- Improved financial health of India's banking system

India's infrastructure upcycle offers massive opportunity for Cemindia

- **₹111 lakh Cr investment under NIP & Gati Shakti:** 90+ years of proven execution in executing large-scale infrastructure projects.
- **Urbanization rising to 50% by 2047:** Expertise in metro tunnels, airports and highways will provide good opportunity for Cemindia
- **Focus on Make in India, multimodal logistics & coastal connectivity:** Robust order book across high-growth sectors.
- **Major programs: Bharatmala, Sagarmala, UDAN, AMRUT:** Trusted partner and strong track record with large scale infrastructure developers and government backed programs
- **Rising demand for large-scale energy efficient data centers driven by AI and digital growth:** Cemindia is expanding capabilities in Data Center
- **Rising private & global capital inflows:** Well positioned to scale through partnerships and technical depth.

Cemindia Projects: Key Investment Highlights

Decades of Execution Strength & Strategic Infrastructure Tailwinds position Cemindia as India's Major Infrastructure Player

<p>1</p> <p>Infrastructure Megatrend</p>	<ul style="list-style-type: none"> • Urban Expansion : Rapid urbanization is creating demand for transport, utilities in Tier-1 & 2 cities • Manufacturing & Industrial Shift: "Make in India" & global supply chain shifts needs strong logistical corridors • Record Infra. Capex: ₹12.22 Lakh Cr. allocated in Union Budget 2026-27 → 4.4% of GDP → Highest ever
<p>2</p> <p>Diversified Portfolio & Strong Order Book</p>	<ul style="list-style-type: none"> • Strong Order Book: ₹24,545 Cr. order book with ensures multi year cash flow visibility • Geographic diversification: Presence across 16 states and active in Bangladesh, Sri Lanka & UAE • Client base mix: Government (~36%), PSU (~6%), Private (~58%), reducing client concentration risk
<p>3</p> <p>Strong Execution Track Record & Quality Assurance</p>	<ul style="list-style-type: none"> • 9 Decades of Infra. Expertise: Proven execution capability across Marine, Metro Rail, Airports, Industrial Structures and Buildings, etc.
<p>4</p> <p>Leader in Technology Adoption</p>	<ul style="list-style-type: none"> • Technical Edge: Modern construction equipment fleet for timely execution of projects • Digitalization : Various tool / software used to enhance efficiency, transparency and project control across design, execution and monitoring
<p>5</p> <p>Robust Financial Performance</p>	<ul style="list-style-type: none"> • Robust Financials: Delivered Consistent Financial Growth in last 5 years • Rating Upgrade : Reflects Company's strong financial profile and consistent operational performance
<p>6</p> <p>Adani Group Synergies</p>	<ul style="list-style-type: none"> • Operational Synergies : Shared resources, financial strength & vendor network for better costs & margins • Market Access & Pipeline Visibility: Access to group infrastructure project pipeline in India and overseas • Governance & Brand Leverage: Enhances credibility amongst stakeholders for future growth expansion

Cemindia's 9 decade of expertise & proven execution track record position it as a reliable partner for delivering complex projects with speed & consistency

Proven Expertise
 +
Massive Infrastructure Boost
 +
Synergies with Adani Ecosystem

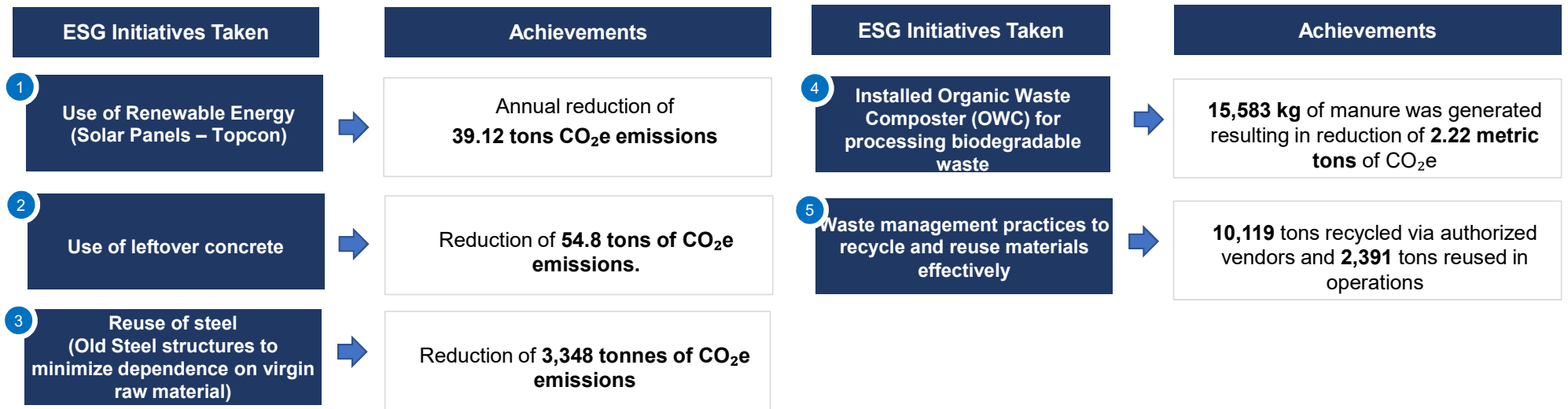
→ **Long-term Growth Potential**

→ **Steady & Diversified Order Book**

3

ESG

Strong ESG Initiatives and Achievements



Environment, Health and Safety (EHS) Performance for 2025-26

Key Parameters	Safe Million Manhours worked	Training Conducted	EHS & IMS Audit	LTIFR	Injury Incident Rate (IR)
Output	127.63 million	85,628	323	0.09	0.35

ISO Certifications and Awards

ISO 9001:2015 (Quality Management Systems)

TUVNORD
Certificate
Management system as per
ISO 9001:2015

The Certification Body TUV NORD CERT GmbH, hereby confirms as a result of the audit, assessment and certification decision according to ISO/IEC 17025:2018, that the organization

ITD Cementation India Limited
HO - 9th Floor, Prima Bay, Tower-B, Gate No.5,
Saki Vihar Road, Powai, Mumbai - 400 072,
Maharashtra,
India

with the locations according to the annex
operates a management system in accordance with the requirements of ISO 9001:2015 and will be assessed for conformity within the 3 year term of validity of the certificate.

Scope
Design, Engineering, Procurement, Construction and Construction Management of Infrastructure Projects including Marine works in India and Abroad.

Certificate Registration No. 44 104 21993049 Valid from 11.01.2024
Audit Report No. MUM/AUD/24-29/9860 Valid until 10.01.2027
Initial certification 16.10.2003

Mumbai, 29.11.2023
Certification Body at TUV NORD CERT GmbH

TUV NORD CERT GmbH
Am-TU-V, 45307,
Essen
www.tuv-nord-cert.com

ISO 14001:2015 (Environmental Management Systems)

TUVNORD
Certificate
Management system as per
ISO 14001:2015

The Certification Body TUV NORD CERT GmbH, hereby confirms as a result of the audit, assessment and certification decision according to ISO/IEC 17025:2018, that the organization

ITD Cementation India Limited
HO - 9th Floor, Prima Bay, Tower-B, Gate No.5,
Saki Vihar Road, Powai, Mumbai - 400 072,
Maharashtra,
India

with the locations according to the annex
operates a management system in accordance with the requirements of ISO 14001:2015 and will be assessed for conformity within the 3 year term of validity of the certificate.

Scope
Design, Engineering, Procurement, Construction and Construction Management of Infrastructure Projects including Marine works in India and Abroad.

Certificate Registration No. 44 104 21993049 Valid from 11.01.2024
Audit Report No. MUM/AUD/24-29/9860 Valid until 10.01.2027
Initial certification 16.10.2003

Mumbai, 29.11.2023
Certification Body at TUV NORD CERT GmbH

TUV NORD CERT GmbH
Am-TU-V, 45307,
Essen
www.tuv-nord-cert.com

ISO 45001:2018 (Occupational health and safety)

TUVNORD
Certificate
Management system as per
ISO 45001:2018

The Certification Body TUV NORD CERT GmbH, hereby confirms as a result of the audit, assessment and certification decision according to ISO/IEC 17025:2018, that the organization

ITD Cementation India Limited
HO - 9th Floor, Prima Bay, Tower-B, Gate No.5,
Saki Vihar Road, Powai, Mumbai - 400 072,
Maharashtra,
India

with the locations according to the annex
operates a management system in accordance with the requirements of ISO 45001:2018 and will be assessed for conformity within the 3 year term of validity of the certificate.

Scope
Design, Engineering, Procurement, Construction and Construction Management of Infrastructure Projects including Marine works in India and Abroad.

Certificate Registration No. 44 104 21993049 Valid from 11.01.2024
Audit Report No. MUM/AUD/24-29/9860 Valid until 10.01.2027
Initial certification 16.10.2008 (BS OHSAS 18001)

Mumbai, 29.11.2023
Certification Body at TUV NORD CERT GmbH

TUV NORD CERT GmbH
Am-TU-V, 45307,
Essen
www.tuv-nord-cert.com

Chennai Underground Metro (NSC Trophy and Certificate)



National Safety Council EHS Award – Bengaluru UG Metro project



World Safety Organisation – Thal Sena Bhawan project



International Business Conference Awards for OHS – Chennai UG Metro project



ESG : Board of Directors

	100% IDs	Chaired by IDs	Chaired by NID
Statutory Committees			
- Audit		✓	
- Nomination & Remuneration		✓	
- Stakeholder Relationship		✓	
- Corporate Social Responsibility		✓	
- Risk Management			✓
Non-statutory Committees			
- IT & Data Security			✓
- Corporate Responsibility		✓	
- Legal, Regulatory & Tax		✓	

50%
Comprised of only Independent Directors

80% of Statutory Committees Chaired by Independent Directors

3 Additional Business specific committees

67% Chaired by Independent Directors

Pathway to strengthen Corporate Governance

- **Tenure of IDs** – upto 3 years for max. 2 terms
- **Management Ownership** – MD and member of executive committees to have share ownership
- **Related Party Transactions** – Independent 3rd party review & certification
- **Training & Education** – Min. 4 sessions in a year for education of IDs

Board of Directors

Independent Directors



Manoj Kumar Kohli



46+ Yrs of Experience
Skill & Expertise

- Business Transformation
- Planning & Execution
- Governance



Sangeeta Bhatia



36+ Yrs of Experience
Skill & Expertise

- Resource Mobilization
- Fund Raising
- Governance



Abizer Diwanji



30+ Yrs of Experience
Skill & Expertise

- Audit
- Investment Banking
- Restructuring and Mergers & Acquisition

Non-Independent Directors



Malay Mahadevia

Chairman

Skill & Expertise

- Entrepreneurial Vision
- Business Leadership



Jayanta Basu

Managing Director

39+ Yrs of Experience
Skill & Expertise

- Industry veteran
- Strategic Leadership
- Planning & Execution
- Transition and Development



KS Rao



Non Executive, NID

30+ Yrs of Experience
Skill & Expertise

- Strategic Growth
- Planning & Execution

ID: Independent Director | **NID:** Non-Independent Director | **IT:** Information Technology | **Yrs:** years | **ESG:** Environmental, Social and Governance | **MD:** Managing Director

Chairman of Audit committee |
 Chairman of Nomination and Remuneration Committee, Stakeholders Relationship Committee, Corporate Responsibility Committee |
 Chairperson of Corporate Social Responsibility committee and Legal, Regulatory and Tax committee |
 Chairman of Risk Management Committee and Information Technology & Data Security Committee

Cemindia[®]

Since 1931

Thank You

