

# International Conveyors Limited

Corporate Office : 10, Middleton Row  
Post Box No. 9282, Kolkata - 700 071  
CIN : L21300WB1973PLC028854  
Phone : +91-33-2229 6033/1768  
Facsimile : +91-33-2217 2269  
Mail : icltd@icbelting.com  
Url : icbelting.com

ICL/DS/2021-22/374

September 03, 2021

## Calcutta Stock Exchange Limited

7, Lyons Range

Kolkata-700001

Fax No. 22104500

Kind Attn: The Secretary

**Scrip Code No. 10019039 (CSE)**

## Bombay Stock Exchange Limited

P.J. Towers, Dalal Street

Mumbai-400001

Fax no. 22722037/22723121

Kind Attn. -The General Manager

Department of Corporate Services

**Scrip Code No.- 509709 (BSE)**

Respected Sir/Madam,

### Sub- Annual Report for the Financial Year ended 31<sup>st</sup> March, 2021

Pursuant to regulation 34(1) of the Securities and Exchange Board of India (Listing Obligations and Disclosure Requirements) Regulations, 2015, as amended from time to time, please find enclosed herewith the Annual Report of the Company for the FY ended March 31, 2021.

The same is also available on the website of the Company at: [www.icbelting.com](http://www.icbelting.com)

This is for your information & record please.

Thanking you

Yours faithfully

For **International Conveyors Limited**

Dipti Sharma

Company Secretary & Compliance Officer



**Registered Office & Works I :**  
Falta SEZ, Sector - II, Near Pump House No. 3  
Village & Mouza - Akalmegh  
Dist. South 24 Parganas, West Bengal-743 504

**Works II :**  
E-39, M.I.D.C. Area, Chikalthana  
Aurangabad - 431 006  
Maharashtra



# International Conveyors Limited

CIN: L21300WB1973PLC028854

**Regd. Office:** Falta SEZ, Sector-II, Near Pump House No. 3,  
Village. & Mouza.- Akalmegh, Dist. 24 Parganas (S), West Bengal-743504

**Corporate Office:** 10 Middleton Row, Kolkata-700071

Phone: (033) 4064-5734/5735; Fax: (033) 2217-2269

E-mail: investors@icbelting.com ; Website: www.icbelting.com

## NOTICE

Notice is hereby given that the 48th Annual General Meeting of members of **INTERNATIONAL CONVEYORS LIMITED** is schedule to be held on **Saturday, September 25, 2021 at 2:00 P.M.** at the registered office of the Company at **Falta SEZ, Sector-II, Near Pump House No. 3, Village & Mouza-Akalmegh, Dist.-24 Parganas (S)-743504, West Bengal**, to transact the following business:

### ORDINARY BUSINESS:

1. To consider and adopt the Audited Financial Statements of the Company for the financial year ended March 31, 2021 (Standalone and Consolidated) along with the reports of the Board of Directors and Auditors thereon.
2. To declare dividend on equity shares for the financial year ended March 31, 2021.
3. To appoint a Director in place of Smt. Yamini Dabriwala (DIN-00567378), who retires by rotation and being eligible offers herself for re-appointment.

### SPECIAL BUSINESS:

To consider and if thought fit, to pass with or without modification(s) the following Resolution:

4. As an Ordinary Resolution:

**"RESOLVED THAT** pursuant to the provisions of Sections 149, 152 and other applicable provisions, if any, of the Companies Act, 2013, the Rules framed thereunder, read with Schedule IV to the Companies Act, 2013 and Securities and Exchange Board of India (Listing Obligations and Disclosure Requirements) Regulations, 2015, as amended from time to time, Shri Sunit Mehra (DIN:00359482), who based on the recommendation of Nomination & Remuneration Committee was appointed as an Additional (Non-Executive Independent) Director of the Company by the Board of Directors w.e.f. July 31, 2021 in terms of Section 161(1) of the Companies Act, 2013 and whose term of office expires at the conclusion of this Annual General Meeting (AGM), be and is hereby appointed as an Independent Director of the Company, not liable to retire by rotation, to hold office for a term of 5 (five) consecutive years with effect from the date of this AGM.

5. As an Ordinary Resolution:

**"RESOLVED THAT** pursuant to the provisions of Sections 149, 152 and all other applicable provisions, if any of the Companies Act, 2013 and the rules made thereunder (including any statutory modification(s) or re-enactments thereof for the time being in force), Shri Surbhit Dabriwala (DIN-00083077), who was appointed as an Additional (Non-Executive) Promoter Director on the Board of Directors of the Company at the Board Meeting held on June 11, 2021, to hold office up to the date of this Meeting, be and is hereby appointed as a Non- Executive Promoter Director of the Company and his office will be liable to retirement by rotation."

6. As a Special Resolution:

**"RESOLVED THAT** pursuant to the provisions of Sections 196, 197, 198 and 203, read with Schedule V and all other applicable provisions, if any, of the Companies Act, 2013 and the Companies (Appointment and Remuneration of Managerial Personnel) Rules, 2014 (including any statutory modification(s) or re-enactment thereof for the time being in force), approval of the Company be and is hereby accorded for the re-appointment of Shri Rajendra Kumar Dabriwala (DIN: 00086658) as Managing Director of the Company, for a further period of 3 (three) years commencing from October 1, 2021 on the terms and conditions as specified in the statement pursuant to Section 102(1) of the Companies Act, 2013 annexed to this Notice and also draft agreement submitted to this Meeting, with liberty to the Board of Directors (the "Board") to revise, amend, alter and vary the terms and conditions of the said re-appointment and / or remuneration including perquisites as it may deem fit and as may be acceptable to Shri Rajendra Kumar Dabriwala (DIN: 00086658), subject to the same not exceeding the limits specified under Schedule V to the Companies Act, 2013 or any statutory modification(s) or re-enactment thereof."

**"RESOLVED FURTHER THAT** the Board be and is hereby authorized to do and perform all such acts, deeds, matter and things as may be considered desirable or expedient to give effect to this resolution."



7. As a Special Resolution

**“RESOLVED THAT** in pursuant to the provisions of Section 181 and other applicable provisions, if any, of the Companies Act, 2013, (including any re-enactment(s) and amendment(s) made there under, if any, for the time being in force) and the applicable rules and regulations thereto, consent of the members be and is hereby accorded for contributing from time to time to any national, charitable, social, benevolent, public or general and other funds/ institutions/ hospitals/ trustees/ entities any amounts the aggregate of which does not exceed Rs. 10,00,00,000/- (Rupees Ten Crores Only).

**“RESOLVED FURTHER THAT** the Board of Directors of the Company be and is hereby authorized to do and perform all such acts, deeds, matter and things as may be considered desirable or expedient to give effect to this resolution.”

By Order of the Board of Directors  
**For International Conveyors Ltd.**

Date: July 31, 2021  
Place: Kolkata

Sd/-  
**Dipti Sharma**  
Company Secretary & Compliance Officer



**NOTES :**

1. **A MEMBER ENTITLED TO ATTEND AND VOTE AT THE ANNUAL GENERAL MEETING (AGM) IS ENTITLED TO APPOINT A PROXY TO ATTEND AND VOTE ON POLL INSTEAD OF HIMSELF/HERSELF AND THE PROXY NEED NOT BE A MEMBER OF THE COMPANY. The instrument appointing the proxy, in order to be effective, must be deposited at the Company's Registered Office, duly completed and signed, not less than 48 hours before the commencement of the Meeting.**  
**A person can act as proxy on behalf of members not exceeding 50 (fifty) and holding in the aggregate not more than 10% of the total share capital of the Company carrying voting rights. In case a proxy is proposed to be appointed by a member holding more than 10% of the total share capital of the Company carrying voting rights, then such proxy shall not act as a proxy for any other person or shareholder.**
2. The Explanatory Statement pursuant to Section 102(1) of the Companies Act, 2013 in respect of the Special Business to be transacted at the Meeting is annexed hereto.
3. Attendance Slip, Proxy Form and the Route Map of the venue of the meeting are annexed herewith.
4. Members/Proxies/Authorised Representatives should bring the Attendance Slip duly filled in for attending the meeting.
5. Proxies submitted on behalf of limited companies, societies, etc., must be supported by an appropriate resolution / authority, as applicable.
6. Pursuant to the provisions of Section 91 of the Companies Act, 2013 and rules framed thereunder, the Register of Members and Share Transfer Books of the Company will remain closed from 18.09.2021 to 25.09.2021, both days inclusive, for determining the entitlement of shareholders to the payment of dividend.
7. Subject to the provisions of Section 126 of the Companies Act, 2013, if the Final Dividend as recommended by the Board of Directors is approved at the Annual General Meeting, payment of such dividend will be made within thirty days from the date of declaration of dividend to:
  - a) all those Beneficial Owners holding shares in electronic form, as per the beneficial ownership data as may be made available to the Company by the National Securities Depository Limited (NSDL) and the Central Depository Services (India) Limited (CDSL) as of the close of business hours on September 17, 2021;
  - b) all those members holding shares in physical form, after giving effect to all the valid share transfers lodged with the Company/ Share Transfer Agent (i.e. Maheshwari Datamatics Pvt. Ltd.) on or before the close of business hours on September 17, 2021.
8. Pursuant to Regulation 40 of SEBI (Listing Obligations and Disclosure Requirements) Regulations, 2015 as amended, securities of Listed Companies can be transferred only in dematerialized form with effect from April 1, 2019, except in case of request received in case of transmission or transposition of securities. Therefore, Members holding shares in Physical Form are requested to consider converting their holdings to dematerialised form to eliminate all risks associated with physical shares.
9. The Notice of the 48th AGM will be available on the website of the Company at [www.iclbelting.com](http://www.iclbelting.com) and may also be accessed from the relevant section of the websites of the Stock Exchange i.e, BSE Limited at [www.bseindia.com](http://www.bseindia.com). The AGM Notice is also available on the website of NSDL at [www.evoting.nsdl.com](http://www.evoting.nsdl.com).
10. Pursuant to the provisions of Section 108 of the Act read with Rule 20 of the Companies (Management and Administration) Rules, 2014 (as amended), Secretarial Standard on General Meetings (SS-2) issued by the Institute of Company Secretaries of India ("ICSI") and Regulation 44 of Listing Regulations read with MCA Circulars and SEBI Circular, and the Circulars issued by the Ministry of Corporate Affairs dated 8th April, 2020, 13th April, 2020 and 5th May, 2020, the Company is providing remote e-Voting facility to its Members in respect of the business to be transacted at the 48th AGM. For this purpose, the Company has entered into an agreement with National Securities Depository Limited (NSDL) for facilitating voting through electronic means, as the authorized agency.
11. For effecting changes in address/bank details/NACH (National Automated Clearing House) mandate, Members are requested to notify:
  - i. the R&T Agent of the Company, viz. M/s Maheshwari Datamatics Private Ltd. by uploading the necessary documents at <http://mdpl.in/form>, if shares are held in physical form.
  - ii. their respective Depository Participant (DP), if shares are held in electronic form.Members are requested to quote their Registered Folio number in all correspondence with the Company or its R&T Agent.
12. SEBI vide its circular dated 20th April, 2018 has mandated registration of Permanent Account Number (PAN) and Bank Account details for all members holding shares in physical form. Therefore, the members are requested to submit their PAN and Bank Account details to the R&T Agent by uploading the necessary documents at <http://mdpl.in/form> or to the Registered Office of the Company.
13. Members holding shares in electronic form are, therefore, requested to submit their PAN to their Depository Participants with whom they are maintaining their demat accounts.



14. Pursuant to the MCA Circulars and SEBI Circular, in view of the prevailing situation of COVID-19 pandemic, owing to the difficulties involved in dispatching of physical copies of the Notice of the AGM and the Annual Report for the year 2020-21 including therein the Audited Financial Statements for year 2020-21, are being sent only by email to the Members. Therefore, those Members, whose email address is not registered with the Company or with their respective Depository Participant/s, and who wish to receive the Notice of the AGM and the Annual Report and all other communication sent by the Company, from time to time, can get their email address registered by following the steps as given below:-
  - a. For Members holding shares in physical form, please register the same by uploading the necessary documents at <http://mdpl.in/form/email-update>.
  - b. For the Members holding shares in demat form, please update your email address through your respective Depository Participants.The Annual Report of the Company for the year 2020-21 will also be made available on the Company's website at [www.iclbelting.com](http://www.iclbelting.com).
15. Pursuant to Regulation 12 of Securities and Exchange Board of India (Listing Obligations and Disclosure Requirements) Regulations, 2015 read with Schedule I to the said Regulations, all companies mandatorily have to use the bank account details furnished by the depositories for payment of dividends. Dividend will be credited to the Members' bank account through NACH/NEFT wherever complete core banking details are available with the Company. In the absence of core banking details, dividend warrants will be issued to the Members with bank details printed thereon as available in the Company's records.
16. The requirement to place the matter relating to appointment of Auditors for ratification by members at every Annual General Meeting is done away vide notification dated May 07, 2018 issued by the Ministry of Corporate Affairs, New Delhi. Accordingly, no resolution is proposed for ratification of appointment of Auditors, who were appointed in the Annual General Meeting held on September 23, 2017.
17. In case of joint holders attending the Meeting, the member whose name appears as the first holder in the order of names as per the Register of Members of the Company will be entitled to vote.
18. Members holding shares in physical form are requested to quote their Folio No. and in case shares are held in dematerialised form, members are requested to quote their Client ID and DP ID Nos. in all communications with the Company.
19. Members seeking any information with regard to the Financial Statements are requested to write to the Company at least seven (7) days before the Meeting, so as to enable the Management to keep the information ready at the ensuing Annual General Meeting.
20. Pursuant to the provisions of Sections 124 and 125 of the Companies Act, 2013, dividends for the Financial Year ended March 31, 2014 and thereafter, which remain unpaid or unclaimed for a period of 7 years will be transferred to the 'Investor Education and Protection Fund' ("IEPF") constituted by the Central Government. Members, who have not encashed their dividend warrant(s) for the Financial Year ended March 31, 2014 or any subsequent financial year(s) are urged to claim such amount from the Company/ Registrar and Share Transfer Agent. The due dates for transfer of the unpaid/unclaimed dividend relating to FY 2013-14 and subsequent financial years to the IEPF are separately given in Corporate Governance Report annexed to Director's Report for the year ended March 31, 2021.
21. Pursuant to the provisions of Investor Education and Protection Fund Authority (Accounting, Audit, Transfer and Refund) Rules, 2016 as amended from time to time (IEPF Rules), all Shares in respect of which Dividend has not been paid or claimed by the Members for seven (7) consecutive years or more would be transferred to the demat account of IEPF Authority. In terms of the aforesaid provisions, during the financial year 2020-21, the Company has transferred 12,611 underlying equity shares in aggregate to 2 members on which dividend had remained unpaid or unclaimed for seven consecutive years or more i.e. from FY 2012-13 onwards to the demat account of IEPF authority.
22. The shareholders whose dividend/ shares as transferred to the IEPF Authority can now claim their shares from the Authority by following the Refund Procedure as detailed on the website of IEPF Authority <http://iepf.gov.in/IEPFA/refund.html>. In case the Members have any query on the subject matter and the IEPF Rules, they may contact the RTA of the Company.
23. Pursuant to provisions of Section 72 of the Companies Act, 2013 and Rule 19 of the Companies (Share Capital and Debentures) Rules, 2014, members holding shares in physical form are advised to file nomination in the prescribed Form SH-13 with the Company's Share Transfer Agent. In respect of shares held in electronic/ demat form, the members may please contact their respective depository participant.
24. Pursuant to the Income-tax Act, 1961 read with the Finance Act, 2020, dividend income is taxable in the hands of the Members with effect from 1st April, 2020 and the Company is required to deduct tax at source from such dividend at the prescribed rates. Communication providing information and detailed instructions with respect to tax on dividend for the financial year ended March 31, 2021 will be emailed separately by the Company to the Members.
25. **Voting through electronic means:**
  - I. In compliance with the provisions of Section 108 of the Companies Act, 2013 and the Rules framed there under and



Regulation 44 of the SEBI (Listing Obligations & Disclosure Requirements) Regulations, 2015, the members are provided with the facility to cast their vote electronically, through the e-voting services provided by NSDL, on all the resolutions set forth in this Notice. Instructions for e-voting are given here in below. Resolution(s) passed by members through e-voting is/ are deemed to have been passed as if they have been passed at the AGM.

- II. The facility for voting through Polling Paper shall also be made available at the meeting and members attending the meeting who have not cast their vote by remote e-voting shall be able to exercise their right at the meeting through Polling Paper and the members who have cast their vote by remote e-voting prior to the meeting may also attend the meeting but shall not be entitled to cast their vote again.

- III. **The way to vote electronically on NSDL e-voting system consists of "Two Steps" which are mentioned below:**

**Step 1: Access to NSDL e-Voting system**

**A) Login method for e-Voting for Individual shareholders holding securities in demat mode**

In terms of SEBI circular dated 9th December, 2020 on e-Voting facility provided by Listed Companies, Individual shareholders holding securities in demat mode are allowed to vote through their demat account maintained with Depositories and Depository Participants. Shareholders are advised to update their mobile number and email Id in their demat accounts in order to access e-Voting facility.

Login method for Individual shareholders holding securities in demat mode is given below:

Type of shareholders	Login Method
Individual Shareholders holding securities in demat mode with NSDL.	<ol style="list-style-type: none"> <li>1. If you are already registered for <b>NSDL IDeAS facility</b>, please visit the e-Services website of NSDL. Open web browser by typing the following URL: <a href="https://eservices.nsdl.com/">https://eservices.nsdl.com/</a> either on a Personal Computer or on a mobile. Once the home page of e-Services is launched, click on the <b>"Beneficial Owner"</b> icon under "Login" which is available under <b>"IDeAS"</b> section. A new screen will open. You will have to enter your User ID and Password. After successful authentication, you will be able to see e-Voting services. Click on "Access to e-Voting" under e-Voting services and you will be able to see e-Voting page. Click on options available against company name or <b>e-Voting service provider - NSDL</b> and you will be re-directed to NSDL e-Voting website for casting your vote during the remote e-Voting period.</li> <li>2. If the user is not registered for IDeAS e-Services, option to register is available at <a href="https://eservices.nsdl.com">https://eservices.nsdl.com</a>. Select <b>"Register Online for IDeAS"</b> Portal or click at <a href="https://eservices.nsdl.com/SecureWeb/IdeasDirectReg.jsp">https://eservices.nsdl.com/SecureWeb/IdeasDirectReg.jsp</a></li> <li>3. Visit the e-Voting website of NSDL. Open web browser by typing the following URL: <a href="https://www.evoting.nsdl.com/">https://www.evoting.nsdl.com/</a> either on a Personal Computer or on a mobile. Once the home page of e-Voting system is launched, click on the icon "Login" which is available under 'Shareholder/Member' section. A new screen will open. You will have to enter your User ID (i.e. your sixteen digit demat account number held with NSDL), Password/OTP and a Verification Code as shown on the screen. After successful authentication, you will be redirected to NSDL Depository site wherein you can see e-Voting page. Click on options available against company name or <b>e-Voting service provider - NSDL</b> and you will be redirected to e-Voting website of NSDL for casting your vote during the remote e-Voting period.</li> </ol>



Individual Shareholders holding securities in demat mode with CDSL	<ol style="list-style-type: none"> <li>Existing users who have opted for Easi / Easiest, they can login through their user id and password. Option will be made available to reach e-Voting page without any further authentication. The URL for users to login to Easi / Easiest are <a href="https://web.cdslindia.com/myeasi/home/login">https://web.cdslindia.com/myeasi/home/login</a> or <a href="http://www.cdslindia.com">www.cdslindia.com</a> and click on New System My easi.</li> <li>After successful login of Easi/Easiest the user will be also able to see the E Voting Menu. The Menu will have links of <b>e-Voting service provider i.e. NSDL</b>. Click on <b>NSDL</b> to cast your vote.</li> <li>If the user is not registered for Easi/Easiest, option to register is available at <a href="https://web.cdslindia.com/myeasi/Registration/EasiRegistration">https://web.cdslindia.com/myeasi/Registration/EasiRegistration</a></li> <li>Alternatively, the user can directly access e-Voting page by providing demat Account Number and PAN No. from a link in <a href="http://www.cdslindia.com">www.cdslindia.com</a> home page. The system will authenticate the user by sending OTP on registered Mobile &amp; Email as recorded in the demat Account. After successful authentication, user will be provided links for the respective ESP i.e. NSDL where the e-Voting is in progress.</li> </ol>
Individual Shareholders (holding securities in demat mode) login through their depository participants	You can also login using the login credentials of your demat account through your Depository Participant registered with NSDL/CDSL for e-Voting facility. Once login, you will be able to see e-Voting option. Once you click on e-Voting option, you will be redirected to NSDL/CDSL Depository site after successful authentication, wherein you can see e-Voting feature. Click on options available against company name or <b>e-Voting service provider-NSDL</b> and you will be redirected to e-Voting website of NSDL for casting your vote during the remote e-Voting period.

**Important note:** Members who are unable to retrieve User ID/ Password are advised to use Forget User ID and Forget Password option available at abovementioned website.

**Helpdesk for Individual Shareholders holding securities in demat mode for any technical issues related to login through Depository i.e. NSDL and CDSL.**

Login type	Helpdesk details
Individual Shareholders holding securities in demat mode with NSDL	Members facing any technical issue in login can contact NSDL helpdesk by sending a request at <a href="mailto:evoting@nsdl.co.in">evoting@nsdl.co.in</a> or call at toll free no.: 1800 1020 990 and 1800 22 44 30
Individual Shareholders holding securities in demat mode with CDSL	Members facing any technical issue in login can contact CDSL helpdesk by sending a request at <a href="mailto:helpdesk.evoting@cdslindia.com">helpdesk.evoting@cdslindia.com</a> or contact at 022- 23058738 or 022-23058542-43

**B. Login Method for shareholders other than Individual shareholders holding securities in demat mode and shareholders holding securities in physical mode.**

**How to Log-in to NSDL e-Voting website?**

- Visit the e-Voting website of NSDL. Open web browser by typing the following URL: <https://www.evoting.nsdl.com/> either on a Personal Computer or on a mobile.
- Once the home page of e-Voting system is launched, click on the icon "Login" which is available under 'Shareholder/Member' section.
- A new screen will open. You will have to enter your User ID, your Password/OTP and a Verification Code as shown on the screen.

Alternatively, if you are registered for NSDL eservices i.e. IDEAS, you can log-in at <https://eservices.nsdl.com/> with your existing IDEAS login. Once you log-in to NSDL eservices after using your log-in credentials, click on e-Voting and you can proceed to Step 2 i.e. Cast your vote electronically.

4. Your User ID details are given below

Manner of holding shares i.e. Demat (NSDL or CDSL) or Physical	Your User ID is:
a) For Members who hold shares in demat account with NSDL.	8 Character DP ID followed by 8 Digit Client ID For example if your DP ID is IN300*** and Client ID is 12***** then your user ID is IN300***12*****.
b) For Members who hold shares in demat account with CDSL.	16 Digit Beneficiary ID For example if your Beneficiary ID is 12***** then your user ID is 12*****.
c) For Members holding shares in Physical Form.	EVEN Number followed by Folio Number registered with the company For example if folio number is 001*** and EVEN is 101456 then user ID is 101456001***.

5. Password details for shareholders other than Individual shareholders are given below:

- If you are already registered for e-Voting, then you can use your existing password to login and cast your vote.
- If you are using NSDL e-Voting system for the first time, you will need to retrieve the 'initial password' which was communicated to you. Once you retrieve your 'initial password', you need to enter the 'initial password' and the system will force you to change your password.
- How to retrieve your 'initial password'?
  - If your email ID is registered in your demat account or with the company, your 'initial password' is communicated to you on your email ID. Trace the email sent to you from NSDL from your mailbox. Open the email and open the attachment i.e. a .pdf file. Open the .pdf file. The password to open the .pdf file is your 8 digit client ID for NSDL account, last 8 digits of client ID for CDSL account or folio number for shares held in physical form. The .pdf file contains your 'User ID' and your 'initial password'.
  - If your email ID is not registered, please follow steps mentioned below in process for those shareholders whose email ids are not registered

6. If you are unable to retrieve or have not received the "Initial password" or have forgotten your password:

- Click on "Forgot User Details/Password?" (If you are holding shares in your demat account with NSDL or CDSL) option available on [www.evoting.nsdl.com](http://www.evoting.nsdl.com).
- Physical User Reset Password? (If you are holding shares in physical mode) option available on [www.evoting.nsdl.com](http://www.evoting.nsdl.com).
- If you are still unable to get the password by aforesaid two options, you can send a request at [evoting@nsdl.co.in](mailto:evoting@nsdl.co.in) mentioning your demat account number/folio number, your PAN, your name and your registered address etc.
- Members can also use the OTP (One Time Password) based login for casting the votes on the e-Voting system of NSDL.

7. After entering your password, tick on Agree to "Terms and Conditions" by selecting on the check box.

8. Now, you will have to click on "Login" button.

9. After you click on the "Login" button, Home page of e-Voting will open.

**Step 2: Cast your vote electronically on NSDL e-Voting system.**

**How to cast your vote electronically on NSDL e-Voting system?**

- After successful login at Step 1, you will be able to see all the companies "EVEN" in which you are holding shares and who's voting cycle is open.
- Select "EVEN" of company for which you wish to cast your vote during the remote e-Voting period.
- Now you are ready for e-Voting as the Voting page opens.
- Cast your vote by selecting appropriate options i.e. assent or dissent, verify/modify the number of shares for which you wish to cast your vote and click on "Submit" and also "Confirm" when prompted.
- Upon confirmation, the message "Vote cast successfully" will be displayed.
- You can also take the printout of the votes cast by you by clicking on the print option on the confirmation page.
- Once you confirm your vote on the resolution, you will not be allowed to modify your vote.





### General Guidelines for shareholders

1. Institutional shareholders (i.e. other than individuals, HUF, NRI etc.) are required to send scanned copy (PDF/JPG Format) of the relevant Board Resolution/ Authority letter etc. with attested specimen signature of the duly authorized signatory(ies) who are authorized to vote, to the Scrutinizer by e-mail to khushboo.gulgulia@yahoo.com with a copy marked to evoting@nsdl.co.in.
2. It is strongly recommended not to share your password with any other person and take utmost care to keep your password confidential. Login to the e-voting website will be disabled upon five unsuccessful attempts to key in the correct password. In such an event, you will need to go through the "Forgot User Details/Password?" or "Physical User Reset Password?" option available on [www.evoting.nsdl.com](http://www.evoting.nsdl.com) to reset the password.
3. In case of any queries, you may refer the Frequently Asked Questions (FAQs) for Shareholders and e-voting user manual for Shareholders available at the download section of [www.evoting.nsdl.com](http://www.evoting.nsdl.com) or call on toll free no.: 1800-222-990 or send a request to Mr. Amit Vishal, AVP / Ms. Pallavi Mhatre, Manager at [evoting@nsdl.co.in](mailto:evoting@nsdl.co.in).

### Process for those shareholders whose email ids are not registered with the depositories for procuring user id and password and registration of e-mail ids for e-voting for the resolutions set out in this notice:

1. In case shares are held in physical mode please provide Folio No., Name of shareholder, scanned copy of the share certificate (front and back), PAN (self attested scanned copy of PAN card), AADHAR (self attested scanned copy of Aadhar Card) by email to [investors@iclbeltng.com](mailto:investors@iclbeltng.com).
  2. In case shares are held in demat mode, please provide DPID-CLID (16 digit DPID + CLID or 16 digit beneficiary ID), Name, client master copy or copy of Consolidated Account statement, PAN (self attested scanned copy of PAN card), AADHAR (self attested scanned copy of Aadhar Card) to [investors@iclbeltng.com](mailto:investors@iclbeltng.com). If you are an Individual shareholders holding securities in demat mode, you are requested to refer to the login method explained at **step 1 (A) i.e. Login method for e-Voting for Individual shareholders holding securities in demat mode.**
  3. Alternatively shareholder/members may send a request to [evoting@nsdl.co.in](mailto:evoting@nsdl.co.in) for procuring user id and password for e-voting by providing above mentioned documents.
  4. In terms of SEBI circular dated December 9, 2020 on e-Voting facility provided by Listed Companies, Individual shareholders holding securities in demat mode are allowed to vote through their demat account maintained with Depositories and Depository Participants. Shareholders are required to update their mobile number and email ID correctly in their demat account in order to access e-Voting facility.
- IV. You can also update your mobile number and e-mail id in the user profile details of the folio which may be used for sending future communication(s) regarding NSDL e-voting system in future.
- V. The voting rights of members shall be in proportion to their shares of the paid up equity share capital of the Company as on the cut-off date i.e. September 17, 2021. Any person who is not a member as on the said cut-off date should treat this Notice for information purpose only.
- VI. Any person, who acquires shares of the Company and become a member of the Company after dispatch of the notice and holding shares as on the cut-off date i.e. September 17, 2021 may obtain the Login ID and password by sending a request at [evoting@nsdl.co.in](mailto:evoting@nsdl.co.in).
- However, if you are already registered with NSDL for remote e-voting then you can use your existing user ID and password for casting your vote. If you forgot your password, you can reset your password by using "Forgot User Details/Password" option available on [www.evoting.nsdl.com](http://www.evoting.nsdl.com) or contact NSDL at the following toll free no.: 1800-222-990.
- VII. A person, whose name is recorded in the register of members or in the register of beneficial owners maintained by the depositories as on the cut-off date only shall be entitled to avail the facility of remote e-voting as well as voting at the Meeting through Polling Paper.
- VIII. Ms. Khushboo Gulgulia, Practicing Company Secretary (Membership No.62099), CP No. 24240 has been appointed as the Scrutinizer to scrutinize the remote e-voting process in a fair and transparent manner.
- IX. The Scrutinizer shall, immediately after the conclusion of voting at the General Meeting, would count the votes cast at the Meeting, thereafter unblock the votes cast through remote e-voting in the presence of at least two witnesses not in employment of the company and make, not later than 48 (forty eight) hours of conclusion of the meeting, a consolidated Scrutinizer's report of the total votes cast in favour or against, if any, to the Chairman or a person authorised by him in writing who shall countersign the same.

- X. The results declared along with the Scrutinizer's Report shall be placed on the Company's website [www.iclbelting.com](http://www.iclbelting.com) and on the website of NSDL [www.evoting.nsdl.com](http://www.evoting.nsdl.com) immediately after the result is declared. The Company shall simultaneously forward the results to BSE Limited ("BSE") and The Calcutta Stock Exchange Limited ("CSE"), where the shares of the Company are listed.
- XI. The e-voting period commences on Wednesday, September 22, 2021 (10:00 a.m. IST) and ends on Friday, September 24, 2021 (5:00 p.m. IST). During this period, members of the Company, holding shares either in physical form or in dematerialized form, as on September 17, 2021 may cast their vote electronically. The e-voting module shall be disabled by NSDL for voting thereafter. Once the vote on a resolution is cast by the member, he shall not be allowed to change it subsequently.

By Order of the Board of Directors  
**For International Conveyors Ltd.**

Date: July 31, 2021  
Place: Kolkata

Sd/-  
**Dipti Sharma**  
Company Secretary & Compliance Officer



## STATEMENT PURSUANT TO SECTION 102 (1) OF THE COMPANIES ACT, 2013

### **Item No. 4 : Appointment of Shri Sunit Mehra (DIN-00359482) as Non-Executive Independent Director of the Company**

Shri Sunit Mehra (DIN-00359482) was appointed as a Non-Executive Non-Independent Director of the Company with effect from January 17, 2014. As per regulation 17(1)(b) of Securities and Exchange Board of India (Listing Obligation & Disclosure Requirement) Regulations, 2015, at least half of the Board of Directors of the Company should consist of Independent Directors. To comply with the said regulations, it was required to appoint one more Independent Director on the Board. For this purpose, the Board of Directors of the Company at their meeting held on July 31, 2021 approved to change the designation of Shri Sunit Mehra (DIN-00359482) from Non- Executive Non-Independent Director to Additional Non-Executive Independent Director.

In terms of Section 161 of the Companies Act, 2013, he holds office up to the date of this AGM of the Company. Based on the recommendations of the Nomination and Remuneration Committee (NRC) of the Company and in compliance with the provisions of Sections 149, 152 of the Companies Act, 2013, the Rules framed thereunder read with Schedule IV to the Companies Act, 2013, the applicable provisions of the Securities and Exchange Board of India (Listing Obligations and Disclosure Requirements) Regulations, 2015 ('Listing Regulations') and the Nomination and Remuneration Policy of the Company, the Board has appointed Shri Sunit Mehra as an additional Independent Director of the Company, with effect from July 31, 2021 subject to approval of the Members of the Company at the ensuing AGM. The period of office of Shri Sunit Mehra as an Independent Director of the Company shall not be liable to determination by retirement of directors by rotation at every AGM.

In terms of the provisions of the Companies Act, 2013, Shri Sunit Mehra has filed requisite consent(s) / disclosures before the Board. In the opinion of the Board, Shri Sunit Mehra meets the criteria of independence as stipulated under Section 149(6) of the Companies Act, 2013 and Rules framed thereunder read with Regulation 16 of the Listing Regulations and that he is independent of the management.

The necessary documents relating to his appointment shall be open for inspection by the Members at the Corporate Office of the Company at 10, Middleton Row, Kolkata-700071, West Bengal. Inspection by the Members can be done on any working day between 11:00 a.m. and 12:30 p.m.

Brief profile of Shri Sunit Mehra (DIN-00359482) is attached to this notice.

Except Shri Sunit Mehra, no other Director or Key Managerial Personnel of the Company or their relatives, is concerned or interested financially or otherwise, in Resolution No. 4 as contained in the Notice.

The Board recommends Resolution No. 4 as an Ordinary Resolution for approval by the Members.

### **Item No. 5 : Appointment of Shri Surbhit Dabriwala (DIN-00083077) as Non-Executive Promoter Director of the Company**

Shri Surbhit Dabriwala (DIN-00083077) was appointed as an Additional Director (Category: Non-Executive Promoter Director) of the Company by the Board of Directors w.e.f. June 11, 2021. In terms of Section 161 of the Companies Act, 2013, he holds office up to the date of this AGM. Based on the recommendations of the Nomination and Remuneration Committee, the Board of Directors, pursuant to Section 152 of the Companies Act, 2013, the Rules framed thereunder read with the applicable provisions of the Securities and Exchange Board of India (Listing Obligations and Disclosure Requirements) Regulations, 2015 ('Listing Regulations') and the Nomination and Remuneration Policy of the Company, proposed the appointment of Shri Surbhit Dabriwala (DIN-00083077) as a Director (Category: Non-Executive Promoter Director) of the Company subject to approval of Members by way of an Ordinary Resolution. The period of office of Shri Surbhit Dabriwala as the Director of the Company shall be liable to determination by retirement of directors by rotation at every AGM.

Shri Surbhit Dabriwala has 21 years of experience in manufacturing and real estate sectors. Shri. Dabriwala runs a family office that has exposure to various interests - both private and public equities that include global equities, hedge funds and other alternative assets like real estate in Singapore and UK and Contemporary and Modern Art.

In terms of the provisions of the Companies Act, 2013, Shri Surbhit Dabriwala has submitted requisite consent(s) / disclosures before the Board. The Company has also received declaration from Shri Surbhit Dabriwala in Form DIR-8 to the effect that he is not disqualified to be appointed as a Director in any Company.

Brief profile of Shri Surbhit Dabriwala (DIN-00083077) is attached to this notice.

Except Shri Surbhit Dabriwala, Smt. Yamini Dabriwala and Shri R. K. Dabriwala no other Director or Key Managerial Personnel of the Company or their relatives, is concerned or interested financially or otherwise, in Resolution No. 5 as contained in the Notice

The Board recommends Resolution No. 5 as an Ordinary Resolution for approval by the Members.

**Item No. 6 : Re-appointment of Shri R. K. Dabriwala (DIN-00086658) as Managing Director of the Company**

The present term of appointment of Shri Rajendra Kumar Dabriwala (DIN-00086658) as Managing Director of the Company will expire on September 30, 2021. His re-appointment as Managing Director, for a further period of 3 years from October 1, 2021 was recommended by the Nomination and Remuneration Committee at their meeting held on June 29, 2021 and also approved by the Board of Directors in their Meeting held on June 29, 2021. The re-appointment and other terms and conditions, needs approval of the members in terms of Sections 196, 197, 198 and 203 read with Schedule V and all other applicable provisions, if any, of the Companies Act, 2013 and the Rules made thereunder. The proposed agreement shall be available for inspection by any member during 11:00 A.M to 12:30 P.M on all working days at the Registered Office. Considering all aspects, the Board has approved and now proposes for your consideration the terms and conditions of his re-appointment.

The material provisions of the draft agreement approved by the Board are as follows:

**I. BASIC SALARY**

Rs. 16,00,000 P.M. (INR – Sixteen Lacs only), Rs. 20,00,000 P.M. (INR-Twenty Lacs only) and Rs. 25,00,000 P.M. (INR Twenty Five Lacs) for 1st year, 2nd year and 3rd year respectively. Further, annual increment which may be decided by the Board based on recommendations of the Nomination and Remuneration Committee ('NRC').

**II. COMMISSION**

1% of Net Profits of the Company in a particular year subject to overall ceilings laid down in Sections 196, 197 and Schedule V of the Companies Act, 2013.

**III. PERQUISITES**

- a) The expenditure incurred by the Company in hiring unfurnished accommodation in Kolkata, subject to a ceiling of 50% of salary, over and above 10% of such salary being payable by him.
- b) In case no accommodation is provided by the Company, House Rent Allowance will be paid subject to ceiling laid down in (a) above.
- (2) Medical expenses re-imbursement for self and family subject to a ceiling of one month's salary in a year or three months salary over a period of three years.
- (3) Leave Travel Concession for self and family once in a year subject to a ceiling of one month's salary.
- (4) Club fee (other than admission fees) subject to a maximum of two clubs.
- (5) Personal accident insurance of which premium shall not exceed Rs. 1,00,000/- per annum.
- (6) Car for use of Company's business.
- (7) One Telephone at residence for official purposes.

**IV. BENEFITS AND AMENITIES**

- (1) Gratuity of half a month's salary for each completed year of service.
- (2) Leave-one month's leave for every eleven month's service with full pay and allowances and also encashment of unutilized leave at the end of tenure.
- (3) Loan from the Company in terms of the Loan scheme applicable to the employees of the Company as may be approved by the Board. Broad terms of the proposed Loan to Managing Director are:  
Amount of Loan: Maximum of 3 years Base Salary  
Interest rate: Nil  
Repayment term: Maximum of 60 months

The remuneration is justified having regard to the responsibilities, which he is called upon to bear as a Managing Director of the Company. Notwithstanding anything herein above stated where in any financial year closing on or after March 31, 2021 during the tenure of Shri R. K. Dabriwala as a Managing Director of the Company, the Company incurs a loss or its profits are inadequate, the Company shall pay to Shri R.K. Dabriwala the above remuneration by way of salary and other allowances as a minimum remuneration but not exceeding the limits specified under Section II of Part II of Schedule V to the Companies Act, 2013 or such other limits as may be prescribed by the Central Government from time to time as minimum remuneration.

Section 196(3) of the Companies Act, 2013 provides that no Company shall appoint or continue the employment of any person as Managing Director who has attained the age of seventy five years unless it is approved by members of the Company by way of Special Resolution.

Except Shri R. K. Dabriwala, Shri Surbhit Dabriwala and Smt. Yamini Dabriwala, None of the Directors/ Key Managerial Personnel of the Company / their relatives is, in any way, concerned or interested, financially or otherwise, in the resolution.

The Board recommends the Resolution set forth in Item no. 6 as a Special resolution for approval by members.

#### **Item No. 7 : Contribution to various bona fide and charitable funds**

In accordance with the Section 181 of the Companies Act, 2013 read with any rules made thereunder, it is required to obtain approval of members before making any contribution to any charitable trusts or other funds for an amount exceeding 5% of the average net profits of the three immediately preceding financial years.

In light of the above, the approval of the members is therefore sought for an annual contribution of an amount up to Rs. 10,00,00,000/- (Rupees Ten Crores Only).

None of the Director, Key Managerial Personnel of the Company and their relatives thereof are interested or concerned financially or otherwise in the proposed resolution.

The Board recommends the Resolution set forth in Item no. 7 as a Special resolution for approval by members.

#### **Profiles of Directors seeking appointment / re-appointment at the ensuing AGM**

Pursuant to Regulation 36(3) of the SEBI (Listing Obligations & Disclosure Requirements) Regulations, 2015 and Secretarial Standard on General Meetings the details of Directors seeking appointment/re-appointment at the forthcoming Annual General Meeting are provided below:

Particulars	Shri Rajendra Kumar Dabriwala	Smt. Yamini Dabriwala
<b>Category of Director</b>	Managing Director	Non-Executive Director
<b>Date of Birth</b>	January 29, 1941	September 27, 1976
<b>Date of Appointment</b>	June 18, 1973	November 14, 2019
<b>Qualifications</b>	JEDP-IIM-C OPM (HBS)	B.A. (Hons)
<b>Expertise in specific functional areas</b>	Shri Rajendra Kumar Dabriwala has done his JEDP from IIM-C and has completed his OPM from HBS. He is a member of various Merchant Chambers and Export Promotion Council. He is the driving force behind the success of this Organization. He is having 55 years of experience in the Conveyor belting industry. The Company has made tremendous progress due to his efforts. Subject to the supervision and control of the Board of Directors, Shri Rajendra Kumar Dabriwala is in overall in-charge of running the affairs of the Company including Budgeting, Funding and Corporate affairs. He is also looking after the general administration, banking, finance, sales and purchase. He is a dynamic industrialist. As a Managing Director he has played a key role in making the Company largest manufacturer of PVC belting. The Company has made tremendous growth under his leadership.	Smt. Yamini Dabriwala has more than 15 years of experience in the field of Real Estate. She also has a profound knowledge of Investment sector.
<b>Directorships held in other Companies</b>	<ul style="list-style-type: none"> <li>Dabri Properties and Trading Company Limited,</li> <li>R.C.A. Limited</li> </ul>	<ul style="list-style-type: none"> <li>Dabri Properties &amp; Trading Co. Ltd</li> <li>Amaranth Education Private Limited</li> <li>First Apartments Private Limited</li> </ul>
<b>Memberships/ Chairmanships of committees of other Companies</b>	NIL	NIL
<b>Number of Shares held in Company</b>	24,26,620	17,07,900

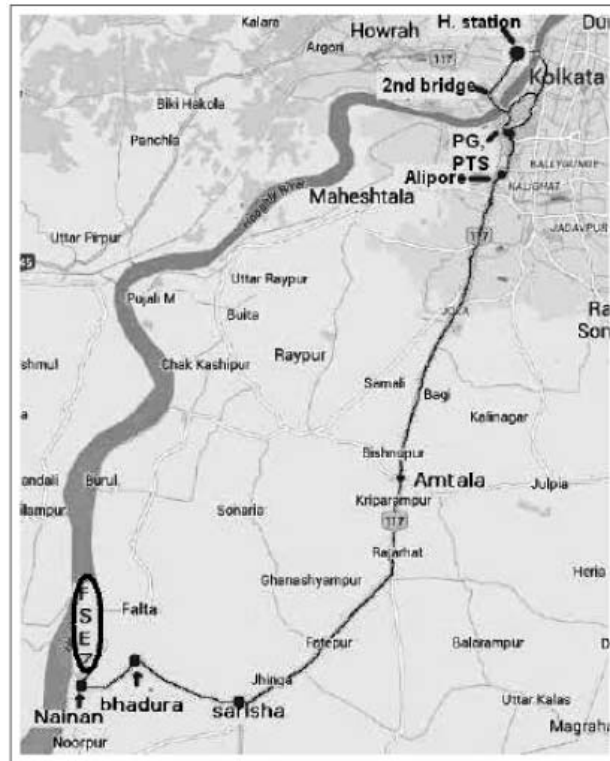
Particulars	Shri Surbhit Dabriwala	Shri Sunit Mehra
Category of Director	Non-Executive Director	Non Executive Independent Director
Date of Birth	June 16, 1975	October 24, 1966
Date of Appointment	June 11, 2021	January 17, 2014
Qualifications	B. A (University of Pennsylvania)	Graduate from Jerome Fisher Dual Degree Program In Management And Technology From Wharton School, University of Pennsylvania, USA.
Expertise in specific functional areas	Mr. Surbhit Dabriwala has 21 years of experience in manufacturing and real estate sectors. Mr. Dabriwala runs a family office that has exposure to various interests - both private and public equities that include global equities, hedge funds and other alternative assets like real estate in Singapore and the UK and Contemporary and Modern Art.	Shri Sunit Mehra heads Hunts' Private Equity practice across Asia and is a Managing Partner of the firm. He has worked with large number of corporate boards and is an advisor to several Indian business houses on Corporate Governance. He is a past chairman of United Way of India, Vice Chairman – American Chamber of Commerce, Mumbai and Treasures of the Wharton Alumni Association of India. He has received business degree in marketing management from the Wharton School, and also a degree in engineering from the University of Pennsylvania.
Directorships held in other Companies	<ul style="list-style-type: none"> <li>• Elpro International Limited</li> <li>• PNB Metlife India Insurance Company Limited</li> <li>• Dabri Properties &amp; Trading Co Ltd</li> <li>• Amaranth Education Private Limited</li> </ul>	<ul style="list-style-type: none"> <li>• International School of Corporate Etiquette and Protocol Pvt. Ltd.</li> <li>• Masas Consultants International Pvt. Ltd</li> <li>• Human Capital for Third Sector</li> <li>• Hunt Consulting Services Pvt. Ltd.</li> </ul>
Memberships/ Chairmanships of committees of other Companies	Shri Surbhit Dabriwala is member of Nomination & Remuneration Committee, Stakeholders Relationship Committee and Corporate Social Responsibility Committee of M/s Elpro International Limited and he is a member of Corporate Social Responsibility Committee, Risk Management Committee, Investment Committee and Nomination & Remuneration Committee of M/s PNB Metlife India Insurance Company Limited.	NIL
Number of Shares held in Company	1,23,24,859	NIL


By Order of the Board of Directors  
For International Conveyors Ltd.

Date: July 31, 2021  
Place: Kolkata

Sd/-  
**Dipti Sharma**  
Company Secretary & Compliance Officer

## ROUTE MAP FOR THE 48TH AGM OF INTERNATIONAL CONVEYORS LIMITED



 Falta SEZ, Sector-II, Near Pump House  
No. 3, Village and Mouza- Akalmegh  
Dist. 24 Parganas (S), West  
Bengal-743504



International Conveyors Limited

**Annual Report**  
2020-2021



## FORWARD-LOOKING STATEMENT

In this Annual Report we have disclosed forward-looking information to enable investors to comprehend our prospects and take informed investment decisions. This report and other statements - written and oral - that we periodically make contain forward-looking statements that set out anticipated results based on the management's plans and assumptions, 'projects', 'intends', 'plans', 'believes' and words of similar substance in connection with any discussion of future performance. We cannot guarantee that these forward-looking statements will be realized, although we believe we have been prudent in assumptions. The achievement of results is subject to risks, uncertainties and even inaccurate assumptions. Should known or unknown risks or uncertainties materialize, or should underlying assumptions prove inaccurate, actual results could vary materially from those anticipated, estimated or projected. We undertake no obligation to publicly update any forward-looking statements, whether as a result of new information, future events or otherwise.

## Navigating the Inside Pages

Corporate Information .....	1
Directors' Report .....	2
Management Discussion and Analysis Report .....	25
Corporate Governance Report .....	30
<b>Financial Statements</b>	
<b>Standalone</b>	
Independent Auditors' Report .....	50
Balance Sheet .....	58
Statement of Profit and Loss .....	59
Cash Flow Statement .....	60
Statement of Changes in Equity .....	62
Notes .....	63
Salient Features of Financial Statements of Subsidiaries in Form AOC 1 .....	106
<b>Consolidated</b>	
Independent Auditors' Report .....	108
Balance Sheet .....	114
Statement of Profit and Loss .....	115
Cash Flow Statement .....	116
Statement of Changes in Equity .....	118
Notes .....	119

# Corporate Information

**Directors**

Shri M. P. Jhunjhunwala  
Shri L.K. Tibrawalla  
Shri J. S. Vanzara  
Shri K. T. Reddy  
Shri Sunit Mehra  
Smt. Yamini Dabriwala  
Shri Sanjay Kothari  
Shri Udit Sethia (From 13.07.2020)

**Managing Director**

Shri R. K. Dabriwala

**Chief Financial Officer**

Shri A. K. Gulgulia

**Company Secretary**

Ms. Dipti Sharma (From 13.07.2020 )

**Auditors**

M/s. G. P. Agarwal & Co.  
Chartered Accountants  
Unit No.606, Diamond Heritage  
16, Strand Road, Kolkata - 700 001

**Bankers**

State Bank of India

**Registered Office & Works-I**

Falta SEZ, Sector-II, Near Pump House No.3  
Village & Mouza - Akalmegh  
Dist. South 24 Parganas, West Bengal - 743504  
CIN : L21300WB1973PLC028854  
E-Mail : icltd@icbelting.com

**Works-II**

E-39 and H-19, MIDC Industrial Area  
Chikalthana, Aurangabad - 431 006, (Maharashtra)

**Corporate Office**

10, Middleton Row,  
Kolkata - 700 071  
E-Mail : investors@icbelting.com

**Registrar & Share Transfer Agents**

Maheshwari Datamatics Pvt. Ltd.  
23, R. N. Mukherjee Road, 5th Floor, Kolkata - 700 001

# Directors' Report

*Dear members*

Your Directors are pleased to present the Annual Report on the business and operations of your Company for the year ended March 31, 2021.

## 1. FINANCIAL RESULTS

(₹ in Lakhs)

Particulars	31.03.2021	31.03.2020
Revenue from operations	16622.42	9130.28
Other Income	760.30	785.05
<b>Total</b>	<b>17382.72</b>	<b>9915.33</b>
Profit/ (Loss) before Exceptional items and Taxation	2051.98	522.81
Exceptional items- Income / (Loss)	—	—
<b>Profit/ (Loss) before Taxation</b>	<b>2051.98</b>	<b>522.81</b>
<b>Provision for Taxation</b>	<b>530.59</b>	<b>(321.46)</b>
<b>Net Profit/(Loss)</b>	<b>1521.39</b>	<b>844.27</b>
<b>Other Comprehensive Income/ (Loss) (net of tax)</b>	<b>1879.79</b>	<b>(3114.09)</b>
<b>Total Comprehensive Income</b>	<b>3401.18</b>	<b>(2269.82)</b>

## 2. REVIEW OF PERFORMANCE

The total revenue from operations of the Company for financial year 2020-21 stood at Rs. 16,622.42 lacs as compared to Rs. 9130.28 lacs signifying a growth of 82.06 %. Revenue increased due to higher export orders received during the year 2020-21. Your Company's net profit after taxation for FY 2020-21 is Rs. 1,521.39 Lacs against Rs. 844.27 Lacs in the previous year and has grown by 80.20 % over the year. Aforesaid profit achieved, in the opinion of your Directors are satisfactory. Your Directors are expecting to achieve higher growth in coming years.

### Impact of COVID-19

2020 was a highly volatile and challenging year. COVID-19 changed almost every aspect of human lives in ways never imagined. We have faced operational challenges due to restricted movements and disrupted supply lines. As the COVID-19 cases continued to rise, the economy declined sharply. Our focus was on our people's health and safety. In view of the lockdown declared across the country in last year by Central/State Government due to COVID-19 pandemic the production was suspended and Factories situated at Aurangabad, Maharashtra and Falta SEZ, West Bengal were closed from 24th March, 2020 onwards. Corporate office was also closed and employees were allowed to work from home. The Company has resumed its operations at its Aurangabad site from 11th April, 2020 with 20% manpower as per permission from local authorities ensuring strict compliance to the



## Directors' Report

guidelines issued by Central Government. However, from 1st June, 2020 the Company has started its production at full capacity in its factory at Aurangabad. In compliance with Government's direction to prevent the spread of Corona virus (COVID 19) and to ensure the health and safety of employees, associates and other stakeholders, the Company has started the system of work from home for employees during lockdown.

The Company has assessed the material impact of COVID-19 and expects that there is no significant impact on the continuity of operations of the Company. There has been no material change in the Company's liquidity due to COVID 19. The customers continue to pay within normal credit terms and the Company remains committed to paying its suppliers on time. There has not been any loss of Capital and financial resources of the Company. The Company does not foresee any material impact on account of non-fulfillment of obligation by any party in existing contracts/agreements.

### 3. STATE OF COMPANY'S AFFAIRS AND FUTURE OUTLOOK

A report on Company's affairs and future outlook is given as 'Management Discussion and Analysis Report' which forms part of this Annual Report.

### 4. DIVIDEND

Pursuant to Section 123 read with Companies (Declaration and Payment of Dividend) Rules, 2014, your Directors are pleased to recommend dividend of ₹ 1 per equity share on Equity Share of ₹ 1/- each (Previous year ₹ 0.20 per share on Equity Share of ₹ 1/- each) for the financial year ended March 31, 2021, the consequent outflow will be ₹ 675 Lacs (Approx). (Previous year ₹ 135 Lacs).

### 5. PUBLIC DEPOSIT

Your Company has neither invited nor accepted any deposits from public within the meaning of Section 73 of the Companies Act, 2013 read with Companies (Acceptance of Deposits) Rules 2014 during the financial year ended March 31, 2021.

### 6. TRANSFER TO RESERVES

During the year under review your Company has transferred ₹ 5,00,00,000/- (Rs. Five Crores) to General reserve.

### 7. CHANGES IN SHARE CAPITAL

The paid-up Equity Share Capital of the Company as at March 31, 2021 stood at ₹ 675 Lacs. There was no further issue of Share Capital such as public issue, right issue, bonus issue or preferential issue during the year. During the year under review, the Company has granted 23,14,967 stock options pursuant to ICL Employee Stock option Plan 2020.

### 8. EXTRACT OF ANNUAL RETURN

As required pursuant to section 92(3) of the Companies Act, 2013 and Rule 12(1) of the Companies (Management and Administration) Rules, 2014 an extract of the Annual Return for the year ended 31st March, 2021 in the form of MGT 9 is separately attached with this report.

### 9. SUBSIDIARIES & ASSOCIATE COMPANIES

The Company has 3 (Three) wholly owned subsidiaries and 1 (One) step-down subsidiary as on March 31, 2021, the names of which are mentioned herein below:

1. International Belting Limited
2. Conveyor Holdings Pte. Ltd.
3. International Conveyors America Ltd.
4. International Conveyors Australia Pty Ltd. (Subsidiary of Conveyor Holdings Pte. Ltd.)

The Audit Committee reviews the consolidated financial statements of the Company and the investments made by it in unlisted subsidiaries companies. A statement containing salient features of Financial Statements of the Subsidiaries is provided in Form No. AOC-1, which forms part of this report.

The Company has a policy for determining 'material subsidiaries' which is disclosed on its website at the following link:

<http://www.iclbelting.com/resources/reports/gnrl/Material%20Subsidiaries.pdf>

## Directors' Report

### 10. CONSOLIDATED FINANCIAL STATEMENT

The Consolidated Financial Statements (CFS) of your Company duly audited by the Statutory Auditors M/s. G. P. Agrawal & Co., Chartered Accountants for the financial year ended March 31, 2021, prepared in compliance with the provisions of Indian Accounting Standards (Ind AS) issued by the Institute of Chartered Accountants of India (ICAI) and notified by the Ministry of Corporate Affairs (MCA), Government of India also forms part of this Annual Report.

### 11. LISTING WITH STOCK EXCHANGES

Your Company is listed with The Bombay Stock Exchange Limited and The Calcutta Stock Exchange Limited. There are no arrears in payment of listing fees and the stipulated listing fee for Financial Year 2021-22 has been paid. However, the Board of Directors of the Company has approved the delisting of equity shares of the Company from Calcutta Stock Exchange only at their meeting held on June 29, 2021 and an application has been submitted to Calcutta Stock Exchange on July 8, 2021 regarding the same. Also, the Board of Directors has approved listing of equity shares of the Company with National Stock Exchange (NSE) at their meeting held on June 29, 2021 and application has been submitted to NSE on July 30, 2021 in this regard.

### 12. DIRECTORS & KMP

Pursuant to the provisions of Section 196 of the Companies Act, 2013 and subject to the approval of the members in the Annual General Meeting, the Board of Directors, on the recommendation of Nomination and Remuneration Committee, has re-appointed Shri Rajendra Kumar Dabriwala (DIN: 00086658) as Managing Director effective from October 1, 2021 for a period of 3 years as per the terms specified in the draft agreement to be placed before the ensuing AGM.

Shri Rajendra Kumar Dabriwala, Managing Director, Shri Ashok Kumar Gulgulia, Chief Financial Officer and Ms. Dipti Sharma, Company Secretary are the Key Managerial Personnel (KMP) of your Company in terms of Section 2(51) and Section 203 of the Companies Act, 2013 as on March 31, 2021.

The Company has received declarations from the Independent Directors under section 149(7) of the Companies Act, 2013 confirming that each of them meets the criteria of independence as provided in sub-section (6) of Section 149 of the Companies Act, 2013 Act and that there has been no change in the circumstances which may affect their status as independent director during the year.

In terms of the Articles of Association of the Company read with Section 152 of the Companies Act, 2013, Smt. Yamini Dabriwala \*(DIN:00567378) retires by rotation and being eligible, offers herself for re-appointment, is proposed to be re-appointed as Director of the Company from the date of ensuing Annual General Meeting.

During the year under review Shri Udit Sethia (DIN-08722143) was appointed as an additional (Non-Executive) Director on 13.07.2020 whose appointment was regularized in the Annual General Meeting held on September 26, 2020. \*\*Shri Surbhit Dabriwala (DIN-00083077) was appointed as an additional Non-Executive Promoter Director on June 11, 2021 and he shall hold office upto the ensuing Annual General Meeting and his regularization is subject to approval of the shareholders in the ensuing Annual General Meeting.

Further, Shri L. K. Tibrawalla (DIN-00423521) and Shri S. Kothari (DIN-00258316) have resigned from the directorship w.e.f. May 19, 2021 and June 10, 2021 respectively.

\*Smt Yamini Dabriwala is daughter in law of Shri R. K. Dabriwala, who is Managing Director of the Company.

\*\*Shri Surbhit Dabriwala is son of Shri R. K. Dabriwala, who is Managing Director of the Company.

### 13. DECLARATION GIVEN BY INDEPENDENT DIRECTORS

All the Independent Directors, have given their declarations that they meet the criteria of Independence as laid down under Section 149(6) of the Companies Act, 2013.

### 14. DIRECTORS' RESPONSIBILITY STATEMENT

Pursuant to Section 134(5) of the Companies Act, 2013, the board of directors, to the best of their knowledge and ability, confirm that:

- i) In the preparation of the annual accounts for the year ended March 31, 2021, the applicable accounting standards had been followed along with proper explanation relating to material departures;



## Directors' Report

- ii) The Directors had selected such accounting policies and applied them consistently and made judgments and estimates that are reasonable and prudent so as to give a true and fair view of the state of affairs of the Company as at March 31, 2021 and of the Profit of the Company for that period;
- iii) The Directors have taken proper and sufficient care for the maintenance of adequate accounting records in accordance with the provisions of the Act for safeguarding the assets of the Company and for preventing and detecting fraud and other irregularities;
- iv) The Directors have prepared the annual accounts of the Company on a 'going concern' basis.
- v) The Directors had laid down internal financial controls to be followed by the Company and that such internal financial control is adequate and operating effectively.
- vi) The directors had devised proper system to ensure compliance with the provisions of all applicable laws and that such systems were adequate and operating effectively.

### 15. EMPLOYEES STOCK OPTION PLAN

With a view to motivate the key work force seeking their contribution to the corporate growth, to create an employee ownership culture, to attract new talents, and to retain them for ensuring sustained growth, your Company has instituted "ICL Employee Stock Option Plan 2020" with the approval of shareholders of the Company. The Nomination & Remuneration Committee has given their approval for grant of 23,14,967 options at their meeting held on December 24, 2020. A detailed report with respect to options exercised, lapsed, exercise price, vesting period, etc under ICL Employee Stock Option Plan 2020 is disclosed on the website at <https://www.iclbelting.com/investors/>

### 16. NUMBER OF BOARD MEETINGS

The Board met 4 (Four) times during the Financial Year 2020-21. The details have been provided in the Corporate Governance Report in terms of Securities and Exchange Board of India (Listing Obligations & Disclosure Requirements) Regulations, 2015 which is annexed to this report.

### 17. BOARD EVALUATION

Pursuant to the provisions of the Companies Act, 2013 the Board has carried out an annual performance evaluation of its own performance, the directors individually as well as the evaluation of the working of its Audit Committee, Nomination & Remuneration Committee and Stakeholders Relationship Committees.

### 18. POLICY ON DIRECTORS' APPOINTMENT AND REMUNERATION

In adherence to section 178(1) of the Companies Act, 2013, the Board of Directors of the Company regularly review the policy on Director's Appointment and Remuneration including criteria for determining qualifications, positive attributes, independence of a director and other matters provided under section 178(3), based on the recommendations of the Nomination and Remuneration Committee.

As on the date of this Directors report the Nomination and Remuneration Committee consists of 3 (Three) Members i.e.

- A. Shri J. S. Vanzara, Chairman
- B. Shri M. P. Jhunjhunwala, Member
- C. Shri Udit Sethia, Member

### 19. INTERNAL FINANCIAL CONTROL AND THEIR ADEQUACY

The Internal Financial Controls with reference to financial statements as designed and implemented by the Company are proper, adequate and operating effectively. The Board has accounting policies which are in line with the Accounting Standards prescribed in the Companies (Accounting Standards) Rules, 2006 that continue to apply under Section 133 and other applicable provisions, if any, of the Companies Act, 2013 read with Rule 7 of the Companies (Accounts) Rules, 2014 and relevant provisions of the Companies Act, 2013, to the extent applicable. These are in accordance with generally accepted accounting principles in India.

### 20. COMMITTEES OF THE BOARD

There are currently four Committees of the Board, as follows:

- 1. Audit Committee

## Directors' Report

2. Nomination and Remuneration Committee
3. Stakeholders' Relationship Committee
4. Corporate Social Responsibility Committee

Details of all the Committees along with their charters and composition are given in Corporate Governance Report which forms part of this Annual Report.

### 21. STATUTORY AUDITORS

M/s. G.P. Agrawal & Co., Chartered Accountants (Firm Registration No.302082E), were appointed as Statutory Auditors of the Company under Section 139 of the Companies Act, 2013 read with provisions of the Companies (Audit and Auditors) Rules, 2014, to hold office for a consecutive period of 5 (Five) years from the conclusion of the 44th AGM until the conclusion of the 49th AGM to be held in the year 2022.

M/s. G. P. Agrawal & Co., have confirmed that they hold a valid certificate issued by the Peer Review Board of the ICAI as required under the provisions of Regulation 33 of Securities and Exchange Board of India (Listing Obligations & Disclosure Requirements) Regulations, 2015.

### 22. AUDITORS' REPORT

Auditor's Report for the Financial Year ended March 31, 2021 is without any qualification. Further, the observations of the Auditors in their report read together with the Notes on Accounts are self explanatory and therefore, in the opinion of the Directors, do not call for any further explanation. The Auditors' Report is attached with the financial statements for the year ended March 31, 2021.

### 23. SECRETARIAL AUDIT REPORT

Pursuant to the provisions of Section 204 of the Companies Act, 2013 and the Companies (Appointment and Remuneration of Managerial Personnel) Rules, 2014, the Board of Directors has appointed M/s Rajesh Kumar Shaw & Co., Company Secretaries to undertake the Secretarial Audit of the Company for the Financial Year ended March 31, 2021.

A Secretarial Audit Report in Form MR-3 given by M/s Rajesh Kumar Shaw & Co., Company Secretaries is annexed provided with this report. There is no qualification, reservation or adverse remark made in the Secretarial Audit Report submitted to the Company.

Further pursuant to Securities and Exchange Board of India circular no CIR/CFD/CMD1/27/2019 dated 8th February, 2019, Shri Rajesh Kumar Shaw of M/s. Rajesh Kumar Shaw & Co., Practicing Company Secretaries has issued Annual Secretarial Compliance Report to the Company, with respect to compliance of all applicable regulations, circulars and guidelines issued by Securities and Exchange Board of India. The said report has been duly submitted to the Calcutta Stock Exchange and Bombay Stock Exchange.

### 24. RISK MANAGEMENT

Risk management is the process of identification, assessment, and prioritisation of risks followed by coordinated efforts to minimise, monitor and mitigate/control the probability and / or impact of unfortunate events or to maximise the realisation of opportunities.

The Company has in place a Risk Management Policy which is reviewed by the Audit Committee and approved by the Board of Directors of the Company. The objective of risk management is to have a dynamic and an optimum balance between risk and return and ensure regulatory compliance and conformity with the Board approved policies, it starts with the identification and evaluation process which is followed by optimal use of resources to monitor and minimize the risks.

### 25. LOANS, GUARANTEES OR INVESTMENTS UNDER SECTION 186

The full particulars of Loans, Guarantees and Investments covered under the provisions of Section 186 of the Companies Act, 2013 are given in the notes to the Financial Statements.

### 26. PARTICULARS OF EMPLOYEES

The information required pursuant to Section 197 read with Rule 5(1) of the companies (Appointment and Remuneration of Managerial Personnel) Rules, 2014 are given hereunder:



## Directors' Report

Sl. No	Name	Designation	Remuneration paid in the FY 2020-21	Remuneration paid in the FY2019-20	% increase in remuneration from previous year	Ratio of remuneration to Median remuneration of employee
1	Shri Rajendra Kumar Dabriwala	Managing Director	1,57,50,000	95,00,000	65.79	40.09:1
2	Shri Ashok Kumar Gulgulia#	Chief Financial Officer	21,45,660	17,58,400	22.02	5.46:1
3	Ms. Dipti Sharma	Company Secretary & Compliance Officer	2,97,757	74,439*	Nil	0.76:1

\*Ms. Dipti Sharma was appointed w.e.f. January 02, 2020. Hence, remuneration mentioned above is for three months only.

#Shri Ashok Kumar Gulgulia, Chief Financial Officer of the Company was granted 4,89,683 options during the year under ICL Employees Stock Option Plan 2020

### Percentage increase in remuneration of each Managing Director, Chief Financial Officer (CFO), Company Secretary & Compliance Officer in the financial year 2020-21:

Shri Rajendra Kumar Dabriwala (Managing Director) : 65.79%

Shri Ashok Kumar Gulgulia (Chief Financial Officer) : 22.02%

Ms. Dipti Sharma (Company Secretary & Compliance Officer): : NIL

### Percentage increase in median remunerations of employees in the financial year 2020-21 = 3.25%

### The number of permanent/total employees on the roll of the Company as on March 31, 2021 =71

### Explanation of the relationship between average increase in remuneration & Company performance:

The average increase in remuneration is as per the policy of retention of talent.

### Key parameters for any variable remuneration of directors:

Except the Managing Director Shri Rajendra Kumar Dabriwala, no directors have been paid any remuneration as the Company has paid them only sitting fees for attending the Board and Committee Meetings.

### Affirmation that remuneration is as per the remuneration policy of the Company:

The Company affirms that remuneration is as per the remuneration policy of the Company.

## 27. CORPORATE GOVERNANCE

The Company is committed to maintain the highest standards of corporate governance and adhere to the corporate governance requirements laid down in Regulation 34 of SEBI (Listing Obligation and Disclosure Requirements) Regulations, 2015. A report on Corporate Governance together with a Certificate from the Statutory Auditors of the Company confirming compliance with the conditions of Corporate Governance as stipulated under SEBI (Listing Obligation and Disclosure Requirements) Regulations, 2015 is included as a part of this report.

## 28. REPORTING OF FRAUDS BY AUDITORS

During the year under review, neither the statutory auditors nor the secretarial auditor has reported to the audit committee, under Section 143(12) of the Companies Act, 2013 any instances of fraud committed against the Company by its officers or employees, the details of which need to be mentioned in the Board's report.

## 29. SECRETARIAL STANDARDS

The Company complies with all applicable secretarial standards.

## 30. PARTICULARS OF CONTRACTS OR ARRANGEMENTS WITH RELATED PARTIES

There were no contracts/ arrangements/ transactions with related parties which could be considered material in accordance with the policy of the Company or materiality of related party transactions, all contracts / arrangements / transactions with



## Directors' Report

related party were on arm's length basis. Information on transactions with related parties pursuant to Section 134(3)(h) of the Act read with Rule 8(2) of the Companies (Accounts) Rules, 2014 are given in Form AOC-2 and the same forms part of this report.

### 31. POLICY ON RELATED PARTY TRANSACTION

Policy on dealing with Related Party Transaction is available on the Company's website at <http://www.iclbelting.com/resources/reports/gnrl/Related%20Party%20Policy.pdf>.

### 32. FAMILIARISATION PROGRAMME FOR INDEPENDENT DIRECTORS

It is the responsibility of the Directors/ Senior Managerial Personnel of the Company to intimate to the Independent Director about the Company's strategy, operations, product and service offerings, markets, finance, quality etc. to make Independent Director familiarize with the strategy, operations and functions of the Company.

The details of familiarization programme have been posted in the website of the Company under the link <http://www.iclbelting.com/resources/reports/gnrl/Familiarisation%20Programme%20for%20Independent%20Director.pdf>.

### 33. ENERGY CONSERVATION, TECHNOLOGY ABSORPTION AND FOREIGN EXCHANGE EARNINGS AND OUTGO

Information relating to energy conservation, technology absorption, foreign exchange earnings and outgo, required under Section 134(3)(m) of the Companies Act, 2013 read with the Companies (Accounts) Rules, 2014 are annexed to the Board's Report.

### 34. CORPORATE SOCIAL RESPONSIBILITY (CSR)

The Board of Directors of your company hereby confirms that the provisions of section 135(1) of the Companies Act, 2013 and Rule 9 of the Companies (Corporate Social Responsibility Policy) Rules, 2014 is not applicable to the company for the financial year 2020-21. The disclosure as per Rule 9 of Companies (Corporate Social Responsibility Policy) Rules, 2014 is annexed to Board's report.

### 35. VIGIL MECHANISM/ WHISTLE BLOWER POLICY

Your Company is committed to highest standards of ethical, moral and legal business conduct. Accordingly, the Board of Directors have formulated a Whistle Blower Policy which is in compliance with the provisions of Section 177 (10) of the Companies Act, 2013. The policy provides for a framework and process whereby concerns can be raised by its employees against any kind of discrimination, harassment, victimization or any other unfair practice being adopted against them. More details on the vigil mechanism and the Whistle Blower Policy of your Company is placed on the website of the Company at <http://www.iclbelting.com/resources/reports/gnrl/Vigil%20Mechanism.pdf>

### 36. PREVENTION OF SEXUAL HARASSMENT OF WOMEN AT WORKPLACE (PREVENTION, PROHIBITION & REDRESSAL) ACT 2013

The Company has zero tolerance for sexual harassment at workplace and has adopted a Policy on prevention, prohibition and redressal of sexual harassment at workplace in line with the provisions of the Sexual Harassment of Women at Workplace (Prevention, Prohibition and Redressal) Act, 2013 and the Rules thereunder for prevention and redressal of complaints of sexual harassment at workplace.

Company has not received any complaint on sexual harassment during the financial year 2020-21.

### 37. MATERIAL CHANGES AND COMMITMENTS

There are no material changes and commitments affecting the financial position of the Company which have occurred between the end of the financial year to which these financial statements relate and the date of this Report.

### 38. ACKNOWLEDGEMENTS

The Directors express their sincere thanks and place on record their deep appreciation for the patronage extended by the shareholders, valued customers, bankers, government authorities and the investors for their continued support and confidence in the company. The Directors also wish to place on record their deep sense of appreciation to all employees for use of due diligence in performing the duties towards the Company.

For and on behalf of the Board of Directors

Place : Singapore  
Date : July 31, 2021

**Y. Dabriwala**  
Director  
DIN : 00567378

**R. K.Dabriwala**  
Managing Director  
DIN : 00086658



## Annexure to the Directors' Report

Information on Conservation of Energy, Technology Absorption, Foreign Exchange Earnings and Out go required to be disclosed under Section 134 of the Companies Act, 2013 read with the Companies (Accounts) Rules, 2014 are provided hereunder:

### A. CONSERVATION OF ENERGY

1. GE-4 & 6 Sco Lowell 2 & 4, WL-44,42,67 old energy efficient motors were replaced by up to date most energy efficient IE3 Motors resulting in less power consumption for the same operation.
2. V belt driven pumps and installation change to direct drive system avoiding losses resulting power conservation.
3. Old Conventional lighting being replaced by new energy efficient lighting solutions.

#### Consumption per unit of production for the year 2020-21:

Particulars	(KWH)	(₹ in Lakhs)
Purchased Units from Electricity Board	58,38,174	507.91
Units generated (DG)	56,560	15.50
Total	58,94,734	523.41
Rate per unit (in Rs.)	—	8.88
Consumption per meter of manufacture	—	—

The Company presently has in total 5 Wind Mills. All these Wind Mills are generating green energy in the states of Karnataka, Maharashtra, Gujarat and Andhra Pradesh and the same is supplied to respective state consumers through state grids. The relevant details are as follows –

Sl. No.	Product Name	Unit of Capacity / production	Installed Capacity 'KWH'	Quantity produced 'KWH'	Capacity utilised (%)	Value of Production (₹ in Lakhs)
1.	Wind Mill at Chitradurga Dist., Karnataka	KWH	14,00,000	6,87,265	49.09%	19.72
2.	Wind Mill at Panchpatta Dist., Maharashtra	KWH	16,00,000	8,13,683	50.86%	55.99
3.	Wind Mill at Kutch Dist., Gujarat	KWH	47,00,000	20,30,137	43.19%	33.04
4.	Wind Mill at Kurnool Dist., Phase - I, AP	KWH	17,00,000	11,22,975	66.06%	26.03
5.	Wind Mill at Kurnool Dist., Phase - II, AP	KWH	17,00,000	11,20,053	65.89%	26.08

### B. TECHNOLOGY ABSORPTION, ADAPTATION AND INNOVATION

The Company continues to use the latest technologies for improving the productivity and quality of its services and products.

### C. FOREIGN EXCHANGE EARNING AND OUTGO

(₹ in Lakhs)

Foreign exchange used and earned	2020-21	2019-20
a) Foreign Exchange Earnings	15058.01	8323.04
b) C.I.F. Value of Imports	4024.31	2923.47
c) Expenditure/Claims etc. in foreign currency	526.16	449.97

For and on behalf of the Board of Directors

**Y. Dabriwala**

Director

DIN : 00567378

**R. K.Dabriwala**

Managing Director

DIN : 00086658

Place : Singapore

Date : July 31, 2021

# Directors' Report

## Form No. AOC-2

(Pursuant to clause (h) of sub-section (3) of Section 134 of the Act and Rule 8(2) of the Companies (Accounts) Rules, 2014)

**Form for Disclosure of particulars of contracts/arrangements entered into by the Company with related parties referred to in sub section (1) of Section 188 of the Companies Act, 2013 including certain arm's length transaction under third proviso thereto.**

1. Details of contracts or arrangements or transactions not at arm's length basis

To the best of available information and knowledge, there were no contracts or arrangements or transactions entered into during the year ended 31st March, 2021, which were not at arm's length basis

2. Details of contracts or arrangements or transactions at arm's length basis.

The details of material contracts or arrangements or transactions at arm's length basis for the year ended 31st March, 2021 are as follows:

S. N.	Name of related Party	Nature of Relationship	Nature of Contract/ Arrangements/ Transaction	Duration of Contract/ Arrangement/ Transaction	Salient Terms of Contract/ Arrangement/ Transaction (*)	Date of Board Approval	Amount (in Rs)
1	International Conveyors Australia Pty Ltd	Subsidiary	Sale of Materials	As per normal business practice	Goods are purchased and sold at market rate on arm's length basis	Not applicable, since the contract was entered into in the ordinary course of business and on arm's length price.	64,69,627.80
2	International Conveyors America Ltd., INC	Subsidiary	Sale of Materials	As per normal business practice	Goods are purchased and sold at market rate on arm's length basis	Not applicable, since the contract was entered into in the ordinary course of business and on arm's length price.	14,48,57,397.00

\*Appropriate approvals have been taken for related party transactions.

For and on behalf of the Board of Directors

Place : Singapore  
Date : July 31, 2021

**Y. Dabriwala**  
Director  
DIN-00567378

**R. K.Dabriwala**  
Managing Director  
DIN : 00086658



## CORPORATE SOCIAL RESPONSIBILITY REPORT AS ON FINANCIAL YEAR ENDED ON MARCH 31, 2021

(Pursuant to clause (o) of sub-section (3) of section 134 of the Companies Act, 2013 and Rule 9 of the Companies (Corporate Social Responsibility) Rules, 2014)

1	A brief outline of the Company's CSR Policy including overview of projects or programmes proposed to be undertaken and a reference to the web-link of the CSR Policy and projects or programmes	The CSR Policy of Company inter alia includes CSR activities to be undertaken by the Company in line with Schedule VII of the Companies Act, 2013. The CSR Committee is working towards identification of CSR projects, which may be undertaken by the Company. CSR Policy of the Company is available on the website of the Company at <a href="http://www.iclbelting.com">www.iclbelting.com</a>
02	The Composition of CSR Committee	Shri R. K. Dabriwala Shri M. P. Jhunjhunwala Shri L. K. Tibrawalla (Till May 19, 2021) Shri Udit Sethia (From June 11, 2021)
03	Average Net Profit of the Company for last three financial years:	Loss of Rs. 350.91 Lacs (-350.91 Lacs)
04	Prescribed CSR Expenditure (two percent of the amount as in item 3 above):	NIL
05	Details of CSR spent during the financial year:	The CSR Policy of Company inter alia includes CSR activities to be undertaken by the Company in line with Schedule VII of the Companies Act, 2013. The CSR Committee is working towards identification of CSR projects, which may be undertaken by the Company. CSR Policy of the Company is available on the website of the Company at <a href="http://www.iclbelting.com">www.iclbelting.com</a>
06	In case, the Company has failed to spend the two percent of the average net profit of the last 3 financial years or any part thereof, the Company shall provide the reasons for not spending the amount in its Board report.	Not Applicable

### RESPONSIBILITY STATEMENT

The monitoring of the CSR Policy is in compliance with the CSR objectives and policy of the Company

For and on behalf of the Board of Directors

**Y. Dabriwala**  
Director  
DIN-00567378

**R. K. Dabriwala**  
Managing Director & Chairman of  
CSR Committee  
DIN : 00086658

Place : Singapore  
Date : July 31, 2021

## Directors' Report

### FORM MR-3 SECRETARIAL AUDIT REPORT FOR THE FINANCIAL YEAR ENDED MARCH 31, 2021

[Pursuant to Section 204(1) of the Companies Act, 2013 and Rule No. 9 of the Companies (Appointment and Remuneration of Managerial Personnel) Rules, 2014]

To,  
The Members,  
**International Conveyors Ltd.**  
CIN: L21300WB1973PLC028854

We have conducted the Secretarial Audit of the compliance of applicable statutory provisions and the adherence to good corporate practices by **International Conveyors Limited** (hereinafter called the Company). Secretarial Audit was conducted in a manner that provided us a reasonable basis for evaluating the corporate conducts/statutory compliances and expressing our opinion thereon.

Based on our verification of the Company's books, papers, minute books, forms and returns filed and other records maintained by the Company and also the information provided by the Company, its officers, agents and authorized representatives during the conduct of Secretarial Audit, we hereby report that in our opinion, the Company has, during the audit period covering the Financial Year ended on March 31, 2021 complied with the statutory provisions listed hereunder and also that the Company has proper Board processes and compliance mechanism in place to the extent, in the manner and subject to the reporting made hereinafter:

We have examined the books, papers, minute books, forms and returns filed and other records maintained by Company for the financial year ended on March 31, 2021 according to the provisions of:

- i. The Companies Act, 2013 (the Act) and the rules made there under;
- ii. The Securities Contracts (Regulation) Act, 1956 ('SCRA') and the rules made there under;
- iii. The Depositories Act, 1996 and the Regulations and Bye-laws framed there under;
- iv. Foreign Exchange Management Act, 1999 and the rules and regulations made there under to the extent of Foreign Direct Investment, Overseas Direct Investment and External Commercial Borrowings;
- v. The following Regulations (as amended from time to time) and Guidelines prescribed under the Securities and Exchange Board of India Act, 1992 ('SEBI Act'):-
  - a) The Securities and Exchange Board of India (Substantial Acquisition of Shares and Takeovers) Regulations, 2011;
  - b) The Securities and Exchange Board of India (Prohibition of Insider Trading) Regulations, 2015;
  - c) The Securities and Exchange Board of India (Issue of Capital and Disclosure Requirements) Regulations, 2018 (**Not Applicable as the Company had not issued any further share capital during the period under review**);
  - d) The Securities and Exchange Board of India (Share Based Employee Benefits) Regulations, 2014;
  - e) The Securities and Exchange Board of India (Issue and Listing of Debt Securities) Regulations, 2008 (**Not applicable to the Company during audit period**);
  - f) The Securities and Exchange Board of India (Registrar to an Issue and Share Transfer Agents) Regulations, 1993 regarding the Companies Act and dealing with client; (**Not applicable as the Company is not registered as Registrar to Issue and Share Transfer Agent during the financial year under review**);
  - g) The Securities and Exchange Board of India (Delisting of Equity Shares) Regulations, 2009 (**Not applicable to the Company during audit period**);
  - h) The Securities and Exchange Board of India (Buyback of Securities) Regulations, 2018 (**Not applicable to the Company during audit period**); and
- vi. Other Laws applicable to the Company namely:

## Directors' Report

- 1) Air (Prevention and Control of Pollution) Act, 1981 and the rules and standards made there under.
- 2) Water (Prevention and Control of Pollution) Act, 1974 and Water (Prevention and Control of Pollution) Rules, 1975.
- 3) The Environment Protection Act, 1986 and the rules, notifications issued there under.
- 4) Factories Act, 1948 and allied State Laws.
- 5) The Income Tax Act, 1961
- 6) The Goods and Service Tax Act, 2017
- 7) The Finance Act, 1994

We have also examined compliance with the applicable Clauses of the following:

- i. Secretarial Standards on Meetings of the Board of Directors (SS-1) and on General Meetings (SS-2) issued by The Institute of Company Secretaries of India.
- ii. The listing agreements entered into by the company with the Catcutta Stock Exchange Limited and the Bombay Stock Exchange Limited

During the period under review the Company has complied with the provisions of the Act, Rules, Regulations, Guidelines, Standards, etc. mentioned above.

### We further report that:

- I. The Board of Directors of the Company is duly constituted with proper balance of Executive Directors, Non-Executive Directors, Independent Directors and a Women Director. Changes in the composition of Board of Directors that took place during the year under review, were carried out in compliance with the provisions of the Act;
- II. Adequate Notice is given to all Directors to schedule the Board Meetings, Agenda and detailed Notes on Agenda were sent at least seven days in advance, and a system exists for seeking and obtaining further information and clarifications on the agenda items before the meeting and for meaningful participation at the meeting.
- III. During the year under review, majority decision is carried through while the Minutes of the Meetings of the Board and Committees thereof, held during the audit period did not reveal any dissenting member's view. As Confirmed by the Management, there were no dissenting views expressed by any of the Directors on any business transacted at the meeting of the Board and Committees thereof, held during the year under review.

We further report that there are adequate systems and processes in the Company which is commensurate with size and operations of the company to monitor and ensure compliance with applicable laws, rules, regulations and guidelines as also represented by the Management.

We further report that during the audit period, the company has no specific events/actions having a major bearing on the Company's affairs in pursuance of the above referred laws, rules, regulations, guidelines, standards, etc.

This report is to be read with our letter of even date which is annexed as **Annexure A** and forms an integral part of this report.

For **Rajesh Kumar Shaw & Co.**  
Proprietor

**Rajesh Kumar Shaw**  
**Practicing Company Secretary**  
ACS No.: 32890 C.P. No.: 12112  
UDIN-A032890C000520289

Place : Kolkata  
Date : 26.06.2021

## Directors' Report

**'Annexure- A'**

To,  
The Members,  
**International Conveyors Ltd.**  
CIN: L21300WB1973PLC028854

Our report of even date is to be read along with this letter.

### **Management's Responsibility**

1. Maintenance of Secretarial record is the responsibility of the management of the Company. Our responsibility is to express an opinion on these secretarial records based on our audit.
2. We have followed the audit practices and processes as were appropriate to obtain reasonable assurance about the correctness of the contents of the Secretarial records. The verification was done on test basis to ensure that correct facts are reflected in Secretarial records. We believe that the processes and practices, we followed provide a reasonable basis for our opinion.
3. We have not verified the correctness and appropriateness of financial records and Books of Accounts of the Company.
4. Wherever required, we have obtained the Management representation about the Compliance of laws, rules and regulations and happening of events etc.
5. The Compliance of the provisions of Corporate and other applicable laws, rules, regulations, standards is the responsibility of the management. Our examination was limited to the verification of procedure on test basis.
6. The Secretarial Audit report is neither an assurance as to the future viability of the Company nor of the efficacy or effectiveness with which the management has conducted the affairs of the Company.

For **Rajesh Kumar Shaw & Co.**  
Proprietor

**Rajesh Kumar Shaw**  
**Practicing Company Secretary**  
ACS No.: 32890 C.P. No.: 12112  
UDIN-A032890C000520289

Place : Kolkata  
Date : 26.06.2021



## Directors' Report

### Form No. MGT-9

Extract of ANNUAL RETURN as on the financial year ended on 31.03.2021

[Pursuant to Section 92(3) of the Companies Act, 2013 and Rule 12(1) of the Companies (Management and Administration) Rules, 2014]

I	REGISTRATION AND OTHER DETAILS	
i)	CIN	L21300WB1973PLC028854
ii)	Registration Date	18/06/1973
iii)	Name of the Company	International Conveyors Ltd.
iv)	Category / Sub-Category of the Company	Company Limited by Shares
v)	Address of the Registered Office	Falta SEZ, Sector-II, near Pump House No. 3 Village & Mouza- Akalmegh, Akalmegh-743504
vi)	Contact details	031 7422 2964
vii)	Whether listed company	Yes
viii)	Name of Registrar and Transfer Agent	Maheshwari Datamatics Pvt. Ltd.
ix)	Address of Registrar and Transfer Agent	23, R.N. Mukherjee Road, 5th Floor, Kolkata - 700 001
x)	Contact details of Registrar and Transfer Agent	033 2243-5029, 033 2248-2248

### II. PRINCIPAL BUSINESS ACTIVITIES OF THE COMPANY

All the business activities contributing 10 % or more of the total turnover of the company shall be stated:-

Sl. No.	Name and Description of main products / services	NIC Code of the Product/ service	% to total turnover of the company
1.	PVC Fire Resistant Antistatic Solid Woven Coal Conveyor Belting, Trading goods, Wind Energy	1399	95.27

### III. PARTICULARS OF HOLDING, SUBSIDIARY AND ASSOCIATE COMPANIES -

Sl. No.	NAME AND ADDRESS OF THE COMPANY	CIN/GLN	HOLDING/ SUBSIDIARY/ ASSOCIATE	% of Shares Held	Applicable Section
1.	International Belting Limited, 10, Middleton Row, Kolkata-700 071	U25209WB2006PLC110267	Subsidiary	100	2(87)
2.	Conveyor Holdings Pte. Limited, 80 Raffles Place 26-01 UOB Plaza, Singapore, 048624	NA	Subsidiary	100	2(87)
3.	International Conveyors America Limited, INC 2711 Centreville Road, Suite No 400, Wilmington, New Castle 19808	NA	Subsidiary	100	2(87)
4.	International Conveyors Australia Pty Limited, : Level 48, 101 Collins Street, Melbourne VIC 3000	NA	Subsidiary	100	2(87)

The entire issued and paid up share capital of Company 4 above is held by Company 2 and that of Companies 1, 2 & 3 above is held by International Conveyors Limited (ICL).



## Directors' Report

### IV. SHARE HOLDING PATTERN (Equity Share Capital Breakup as percentage of Total Equity)

#### i) Category-wise Share Holding

Category of Shareholders	No of Shares held at the beginning of the year [As on 01/04/2020]				No of Shares held at the end of the year [As on 31/03/2021]				% Change during the year
	Demat	Physical	Total	% of Total Shares	Demat	Physical	Total	% of Total Shares	
<b>A. Promoters</b>									
<b>(1) Indian</b>									
a) Individual/ HUF	4874265	0	4874265	7.2211	4874265	0	4874265	7.2211	0.0000
b) Central Govt									
c) State Govt(s)									
d) Bodies Corp.	13416128	0	13416128	19.8757	21516128	0	21516128	31.8757	12.0000
e) Banks/FI									
f) Any other									
<b>Sub-total (A)(1)</b>	<b>18290393</b>	<b>0</b>	<b>18290393</b>	<b>27.0968</b>	<b>26390393</b>	<b>0</b>	<b>26390393</b>	<b>39.0968</b>	<b>12.0000</b>
<b>(2) Foreign</b>									
a) NRIs - Individuals	15282759	0	15282759	22.6411	15282759	0	15282759	22.6411	0.0000
b) Other - Individuals									
c) Bodies Corp.									
d) Banks/FI									
e) Any other									
<b>Sub-total (A)(2)</b>	<b>15282759</b>	<b>0</b>	<b>15282759</b>	<b>22.6411</b>	<b>15282759</b>	<b>0</b>	<b>15282759</b>	<b>22.6411</b>	<b>0.0000</b>
<b>Total shareholding of Promoter (A)=(A)(1)+(A)(2)</b>	<b>33573152</b>	<b>0</b>	<b>33573152</b>	<b>49.7379</b>	<b>41673152</b>	<b>0</b>	<b>41673152</b>	<b>61.7379</b>	<b>12.0000</b>
<b>B. Public Shareholding</b>									
<b>1. Institutions</b>									
a) Mutual Funds									
b) Banks/FI									
c) Central Govt									
d) State Govt(s)									
e) Venture Capital Funds									
f) Insurance Companies									
g) FIIs	850000	0	850000	1.2593	0	0	0	0.0000	-1.2593
h) Foreign Venture Capital Funds									
i) Others (specify)									
Alternate Investment Funds									
Foreign Portfolio Investors	13829670	0	13829670	20.4884	11855782	0	11855782	17.5641	-2.9243
Provident Funds / Pension Funds									
Qualified Foreign Investor									
<b>Sub-total(B)(1):-</b>	<b>14679670</b>	<b>0</b>	<b>14679670</b>	<b>21.7477</b>	<b>11855782</b>	<b>0</b>	<b>11855782</b>	<b>17.5641</b>	<b>-4.1836</b>
<b>2. Non-Institutions</b>									
a) Bodies Corp.									
i) Indian	7825947	0	7825947	11.5940	4012133	0	4012133	5.9439	-5.6501
ii) Overseas									
b) Individuals									
i) Individual shareholders holding nominal share capital upto ₹ 1 lakh	3263189	105520	3368709	4.9907	2918397	105520	3023917	4.4799	-0.5108
ii) Individual shareholders holding nominal share capital in excess of ₹ 1 lakh	7857190	0	7857190	11.6403	6650969	0	6650969	9.8533	-1.7870



## Directors' Report

Category of Shareholders	No of Shares held at the beginning of the year [As on 01/04/2020]				No of Shares held at the end of the year [As on 31/03/2021]				% Change during the year
	Demat	Physical	Total	% of Total Shares	Demat	Physical	Total	% of Total Shares	
c) Others (Specify)									
Non Resident Indians	54725	0	54725	0.0811	50845	0	50845	0.0753	-0.0058
Qualified Foreign Investor									
Custodian of Enemy Property									
Foreign Nationals									
Clearing Members	2582	0	2582	0.0038	82566	0	82566	0.1223	0.1185
Trusts									
Foreign Bodies-D R									
Foreign Portfolio Investors									
NBFCs registered with RBI	0	0	0	0	0	0	0	0.0000	0
Employee Trusts									
Domestic Corporate Unclaimed Shares Account									
Investor Education and Protection Fund Authority	138025	0	138025	0.2045	150636	0	150636	0.2232	0.0187
<b>Sub-total(B)(2):-</b>	<b>19141658</b>	<b>105520</b>	<b>19247178</b>	<b>28.5144</b>	<b>13865546</b>	<b>105520</b>	<b>13971066</b>	<b>20.6979</b>	<b>-7.8165</b>
<b>Total Public Shareholding (B)= (B)(1)+ (B)(2)</b>	<b>33821328</b>	<b>105520</b>	<b>33926848</b>	<b>50.2621</b>	<b>25721328</b>	<b>105520</b>	<b>25826848</b>	<b>38.2620</b>	<b>12.0000</b>
<b>C. Shares held by Custodian for GDRs &amp; ADRs</b>									
<b>Grand Total (A+B+C)</b>	<b>67394480</b>	<b>105520</b>	<b>67500000</b>	<b>100.0000</b>	<b>67394480</b>	<b>105520</b>	<b>67500000</b>	<b>100.0000</b>	<b>0.0000</b>

### ii) Shareholding of Promoters-

Sl No.	Shareholder's Name	Shareholding at the beginning of the year [As on 01/04/2020]			Shareholding at the end of the year [As on 31/03/2021]			% Change in share holding during the year
		No. of Shares	% of total Shares of the Company	% of Shares Pledged / encumbered to total shares	No. of Shares	% of total Shares of the Company	% of Shares Pledged / encumbered to total shares	
1.	I G E (INDIA) PRIVATE LIMITED	10488608	15.5387	0.0000	18588608	27.5387	0.0000	12.0000
2.	SURBHIT DABRIWALA	12324859	18.2591	0.0000	12324859	18.2591	0.0000	0.0000
3.	YAMINI DABRIWALA	2957900	4.3821	0.0000	2957900	4.3821	0.0000	0.0000
4.	RAJENDRA KUMAR DABRIWALA	2426620	3.5950	0.0000	2426620	3.5950	0.0000	0.0000
5.	DABRI PROPERTIES AND TRADING COMPANY LIMITED	2300000	3.4074	0.0000	2300000	3.4074	0.0000	0.0000
6.	RITU DALMIA	826286	1.2241	0.0000	826286	1.2241	0.0000	0.0000
7.	SUJATA SARAF	800000	1.1852	0.0000	800000	1.1852	0.0000	0.0000
8.	SMITI SOMANY	790000	1.1704	0.0000	790000	1.1704	0.0000	0.0000
9.	R. C. A. LIMITED	627520	0.9297	0.0000	627520	0.9297	0.0000	0.0000
10.	PUSHPA BAGLA	31359	0.0465	0.0000	31359	0.0465	0.0000	0.0000
	<b>TOTAL</b>	<b>33573152</b>	<b>49.7380</b>	<b>0.0000</b>	<b>41673152</b>	<b>61.7380</b>	<b>0.0000</b>	<b>12.0000</b>

## Directors' Report

### iii) Change in Promoters' Shareholding (please specify, if there is no change)

Sl No.	Name	Shareholding at the beginning [01/04/20]/end of the year [31/03/21]		Cumulative Shareholding during the year [01/04/20 to 31/03/21]	
		No. of shares	% of total shares of the company	No. of shares	% of total shares of the company
1	DABRI PROPERTIES AND TRADING COMPANY LIMITED				
	01-04-2020	2300000	3.4074		
	<b>31-03-2021</b>	<b>2300000</b>	<b>3.4074</b>	<b>2300000</b>	<b>3.4074</b>
2	I G E (INDIA) PRIVATE LIMITED				
	01-04-2020	10488608	15.5387		
	31/12/2020 - Transfer	8100000	12.0000	18588608	27.5387
	<b>31-03-2021</b>	<b>18588608</b>	<b>27.5387</b>	<b>18588608</b>	<b>27.5387</b>
3	R. C. A. LIMITED				
	01-04-2020	627520	0.9297		
	<b>31-03-2021</b>	<b>627520</b>	<b>0.9297</b>	<b>627520</b>	<b>0.9297</b>
4	PUSHPA BAGLA				
	01-04-2020	31359	0.0465		
	<b>31-03-2021</b>	<b>31359</b>	<b>0.0465</b>	<b>31359</b>	<b>0.0465</b>
5	YAMINI DABRIWALA				
	01-04-2020	2957900	4.3821		
	<b>31-03-2021</b>	<b>2957900</b>	<b>4.3821</b>	<b>2957900</b>	<b>4.3821</b>
6	SURBHIT DABRIWALA				
	01-04-2020	12324859	18.2591		
	<b>31-03-2021</b>	<b>12324859</b>	<b>18.2591</b>	<b>12324859</b>	<b>18.2591</b>
7	RAJENDRA KUMAR DABRIWALA				
	01-04-2020	2426620	3.5950		
	<b>31-03-2021</b>	<b>2426620</b>	<b>3.5950</b>	<b>2426620</b>	<b>3.5950</b>
8	RITU DALMIA				
	01-04-2020	826286	1.2241		
	<b>31-03-2021</b>	<b>826286</b>	<b>1.2241</b>	<b>826286</b>	<b>1.2241</b>
9	SUJATA SARAF				
	01-04-2020	800000	1.1852		
	<b>31-03-2021</b>	<b>800000</b>	<b>1.1852</b>	<b>800000</b>	<b>1.1852</b>
10	SMITI SOMANY				
	01-04-2020	790000	1.1704		
	<b>31-03-2021</b>	<b>790000</b>	<b>1.1704</b>	<b>790000</b>	<b>1.1704</b>



## Directors' Report

### iv) Shareholding Pattern of top ten Shareholders (Other than Directors, Promoters and Holders of GDRs and ADRs):

Sl No.	Name	Shareholding at the beginning [01/04/20]/end of the year [31/03/21]		Cumulative Shareholding during the year [01/04/20 to 31/03/21]	
		No. of shares	% of total shares of the company	No. of shares	% of total shares of the company
1	LKP FINANCE LIMITED #				
	01-04-2020	3348691	4.9610		
	31/12/2020 - Transfer	-2987546	4.4260	361145	0.5350
	<b>31/03/2021 - Transfer</b>	<b>-99</b>	<b>0.0001</b>	<b>361046</b>	<b>0.5349</b>
2	LOTUS GLOBAL INVESTMENTS LIMITED				
	01-04-2020	2799400	4.1473		
	<b>31-03-2021</b>	<b>2799400</b>	<b>4.1473</b>	<b>2799400</b>	<b>4.1473</b>
3	ELARA INDIA OPPORTUNITIES FUND LIMITED #				
	01-04-2020	997033	1.4771		
	30/09/2020 - Transfer	-997033	1.4771	0	0.0000
	<b>31-03-2021</b>	<b>0</b>	<b>0.0000</b>	<b>0</b>	<b>0.0000</b>
4	ERISKA INVESTMENT FUND LTD				
	01-04-2020	1689368	2.5028		
	30/09/2020 - Transfer	23145	0.0343	1712513	2.5371
	<b>31/03/2021 - Transfer</b>	<b>175000</b>	<b>0.2593</b>	<b>1887513</b>	<b>2.7963</b>
5	CRESTA FUND LTD				
	01-04-2020	5000000	7.4074		
	<b>31-03-2021</b>	<b>5000000</b>	<b>7.4074</b>	<b>5000000</b>	<b>7.4074</b>
6	NPA TRADECOM PRIVATE LIMITED *				
	01-04-2020	600003	0.8889		
	<b>31-03-2021</b>	<b>600003</b>	<b>0.8889</b>	<b>600003</b>	<b>0.8889</b>
7	VIKASA INDIA EIF I FUND #				
	01-04-2020	850000	1.2593		
	30/09/2020 - Transfer	-259864	0.3850	590136	0.8743
	31/12/2020 - Transfer	-583766	0.8648	6370	0.0094
	<b>31/03/2021 - Transfer</b>	<b>-6370</b>	<b>0.0094</b>	<b>0</b>	<b>0.0000</b>
8	ASIA INVESTMENT CORPORATION (MAURITIUS) LTD				
	01-04-2020	2168869	3.2131		
	<b>31-03-2021</b>	<b>2168869</b>	<b>3.2131</b>	<b>2168869</b>	<b>3.2131</b>
9	SANTOSH KR KEJRIWAL SECURITIES PRIVATE LIMITED *				
	01-04-2020	701150	1.0387		
	<b>31-03-2021</b>	<b>701150</b>	<b>1.0387</b>	<b>701150</b>	<b>1.0387</b>
10	SAINT CAPITAL FUND #				
	01-04-2020	1175000	1.7407		
	31/12/2020 - Transfer	-1175000	1.7407	0	0.0000
	<b>31-03-2021</b>	<b>0</b>	<b>0.0000</b>	<b>0</b>	<b>0.0000</b>
11	MADHURI MADHUSUDAN KELA .				
	01-04-2020	1615000	2.3926		
	<b>31/03/2021 - Transfer</b>	<b>-428721</b>	<b>0.6351</b>	<b>1186279</b>	<b>1.7575</b>
12	KHUSHALI J VANZARA *				
	01-04-2020	635000	0.9407		
	<b>31-03-2021</b>	<b>635000</b>	<b>0.9407</b>	<b>635000</b>	<b>0.9407</b>

## Directors' Report

SI No.	Name	Shareholding at the beginning [01/04/20]/end of the year [31/03/21]		Cumulative Shareholding during the year [01/04/20 to 31/03/21]	
		No. of shares	% of total shares of the company	No. of shares	% of total shares of the company
13	DEEPSHIKHA KHAITAN *				
	01-04-2020	750000	1.1111		
	<b>31-03-2021</b>	<b>750000</b>	<b>1.1111</b>	<b>750000</b>	<b>1.1111</b>
14	MADHUSUDAN MURLIDHAR KELA ..				
	01-04-2020	1710000	2.5333		
	<b>31-03-2021</b>	<b>1710000</b>	<b>2.5333</b>	<b>1710000</b>	<b>2.5333</b>

\* Not in the list of Top 10 shareholders as on 01/04/2020 The same has been reflected above since the shareholder was one of the Top 10 shareholders as on 31/03/2021.

# Ceased to be in the list of Top 10 shareholders as on 31/03/2021. The same is reflected above since the shareholder was one of the Top 10 shareholders as on 01/04/2020.



## Directors' Report

### (v) Shareholding of Directors and Key Managerial Personnel:

Sl No.	Name	Shareholding at the beginning [01/Apr/20]/end of the year [31/Mar/21]		Cumulative Shareholding during the year [01/Apr/20 to 31/Mar/21]	
		No. of shares	% of total shares of the company	No. of shares	% of total shares of the company
1	RAJENDRA KUMAR DABRIWALA				
	At the beginning of the year	2426620	3.5950		
	<b>At the end of the year</b>	<b>2426620</b>	<b>3.5950</b>	<b>2426620</b>	<b>3.5950</b>
2	LAKSHMIKANT TIBRAWALLA				
	At the beginning of the year	2930	0.0043		
	<b>At the end of the year</b>	<b>2930</b>	<b>0.0043</b>	<b>2930</b>	<b>0.0043</b>
3	MAHADEO PRASAD JHUNJHUNWALA				
	At the beginning of the year	200	0.0003		
	<b>At the end of the year</b>	<b>200</b>	<b>0.0003</b>	<b>200</b>	<b>0.0003</b>
4	JINESH SURYAKANT VANZARA				
	At the beginning of the year	0	0.0000	0	0.0000
	<b>At the end of the year</b>	<b>0</b>	<b>0.0000</b>	<b>0</b>	<b>0.0000</b>
5	YAMINI DABRIWALA				
	At the beginning of the year	2957900	4.3821		
	<b>At the end of the year</b>	<b>2957900</b>	<b>4.3821</b>	<b>2957900</b>	<b>4.3821</b>
6	SUNIT OM PRAKASH MEHRA				
	At the beginning of the year	0	0.0000	0	0.0000
	<b>At the end of the year</b>	<b>0</b>	<b>0.0000</b>	<b>0</b>	<b>0.0000</b>
7	KUNCHALA THIRUPAL REDDY				
	At the beginning of the year	0	0.0000	0	0.0000
	<b>At the end of the year</b>	<b>0</b>	<b>0.0000</b>	<b>0</b>	<b>0.0000</b>
8	SANJAY KOTHARI				
	At the beginning of the year	0	0.0000	0	0.0000
	<b>At the end of the year</b>	<b>0</b>	<b>0.0000</b>	<b>0</b>	<b>0.0000</b>
9	UDIT SETHIA				
	At the beginning of the year	0	0.0000	0	0.0000
	<b>At the end of the year</b>	<b>0</b>	<b>0.0000</b>	<b>0</b>	<b>0.0000</b>
10	ASHOK KUMAR GULGULIA				
	At the beginning of the year	0	0.0000	0	0.0000
	<b>At the end of the year</b>	<b>0</b>	<b>0.0000</b>	<b>0</b>	<b>0.0000</b>
11	DIPTI SHARMA				
	At the beginning of the year	0	0.0000	0	0.0000
	<b>At the end of the year</b>	<b>0</b>	<b>0.0000</b>	<b>0</b>	<b>0.0000</b>

## Directors' Report

### V. INDEBTEDNESS

Indebtedness of the Company including interest outstanding/accrued but not due for payment

(Amount in Rs.)

Particulars	Secured Loans excluding deposits	Unsecured Loans	Deposits	Total Indebtedness
<b>Indebtedness at the beginning of the financial year</b>				
i) Principal Amount	13,74,22,180	52,23,71,237	–	65,97,93,417
ii) Interest due but not paid	–	–	–	–
iii) Interest accrued but not due	13,38,041	–	–	13,38,041
<b>Total (i+ii+iii)</b>	<b>13,87,60,221</b>	<b>52,23,71,237</b>	<b>–</b>	<b>66,11,31,458</b>
Change in Indebtedness during the financial year				
* Addition	10,48,90,958	–	–	10,48,90,958
* Reduction	–	27,72,72,461	–	-27,72,72,461
<b>Net Change</b>	<b>10,48,90,958</b>	<b>27,72,72,461</b>	<b>–</b>	<b>-17,23,81,503</b>
<b>Indebtedness at the end of the financial year</b>				
i) Principal Amount	24,36,51,179	24,50,98,776	–	48,87,49,955
ii) Interest due but not paid	–	–	–	–
iii) Interest accrued but not due	–	–	–	–
<b>Total (i+ii+iii)</b>	<b>24,36,51,179</b>	<b>24,50,98,776</b>	<b>–</b>	<b>48,87,49,955</b>

### VI. REMUNERATION OF DIRECTORS AND KEY MANAGERIAL PERSONNEL

#### A Remuneration to Managing Director, Whole-time Directors and/or Manager

Sl. No.	Particulars of Remuneration	Name of MD	Total Amount (in Rs.)
		Mr. Rajendra Kumar Dabriwala	
1.	Gross salary		
	(a) Salary as per provisions contained in Section 17(1) of the Income-tax Act, 1961	1,05,00,000.00	1,05,00,000.00
	(b) Value of perquisites u/s 17(2) of the Income-tax Act, 1961	52,50,000.00	52,50,000.00
	(c) Profits in lieu of salary under Section 17(3) of the Income- tax Act, 1961	NIL	NIL
2.	Stock Option	NIL	NIL
3.	Sweat Equity	NIL	NIL
4.	Commission - as % of profit - others, specify...	NIL	NIL
5.	Others, please specify	NIL	NIL
	<b>Total (A)</b>	<b>1,57,50,000.00</b>	<b>1,57,50,000.00</b>
	Ceiling as per the Act	1,11,30,160.00	1,11,30,160.00

Remuneration mentioned above has been approved by Special Resolution passed by the Shareholders of the Company in the Annual General Meeting held on 26.09.2020.



## Directors' Report

### B. Remuneration to other directors:

Sl. No.	Particulars of Remuneration	Name of Directors	Total Amount (in Rs.)
1.	Independent Directors		
	* Fee for attending Board /Committee Meetings	Mr. M. P. Jhunjhunwala	1,65,000.00
		Mr. L.K. Tibrawalla	1,65,000.00
		Mr. J.S. Vanzara	1,55,000.00
		Mr. K. T. Reddy	1,20,000.00
		Mr. S. Kothari	1,20,000.00
	* Commission		NIL
	* Others, please specify		NIL
	<b>Total (1)</b>		<b>7,25,000.00</b>
2.	Other Non-Executive Directors		
	* Fee for attending Board /Committee Meetings	Mrs. Y. Dabriwala	90,000.00
		Mr. S. Mehra	60,000.00
		Mr. U. Sethia	90,000.00
	* Commission		NIL
	* Others, please specify		NIL
	<b>Total (2)</b>		<b>2,40,000.00</b>
	<b>Total (B)=(1+2)</b>		<b>9,65,000.00</b>
	<b>Total Managerial Remuneration</b>		<b>9,65,000.00</b>
	Overall Ceiling as per the Act	Rs. 1 Lakh per Board or Committee Meeting	

### C. REMUNERATION TO KEY MANAGERIAL PERSONNEL OTHER THAN MD/MANAGER/WTD

(Amount in Rs.)

Sl. No.	Particulars of Remuneration	Key Managerial Personnel		
		Company Secretary (Dipti Sharma)	CFO (Ashok Kumar Gulgulia)	Total
1.	Gross Salary			
	(a) Salary as per provisions contained in Section 17(1) of the Income-tax Act, 1961	1,81,200	10,76,400	12,57,600
	(b) Value of perquisites u/s 17(2) of the Income-tax Act, 1961	1,16,557	10,69,260	11,85,817
	(c) Profits in lieu of salary under Section 17(3) of the Income-tax Act, 1961	NIL	NIL	NIL
2.	Stock Option	NIL	NIL	NIL
3.	Sweat Equity	NIL	NIL	NIL
4.	Commission - as % of profit - others, specify...	NIL	NIL	NIL
5.	Others, please specify	NIL	NIL	NIL
	<b>Total</b>	<b>2,97,757</b>	<b>21,45,660</b>	<b>24,43,417</b>



## Directors' Report

### VII. PENALTIES / PUNISHMENT / COMPOUNDING OF OFFENCES :

Type	Section of the Companies Act	Brief Description	Details of Penalty/ Punishment/ Compounding fees imposed	Authority (RD/NCLT/ Court)	Appeal made, if any (give Details)
<b>A. COMPANY</b>					
Penalty					
Punishment			NIL		
Compounding					
<b>B. DIRECTORS</b>					
Penalty					
Punishment			NIL		
Compounding					
<b>C. OTHER OFFICERS IN DEFAULT</b>					
Penalty					
Punishment			NIL		
Compounding					

\*SEBI had issued a Show Cause Notice dated May 24, 2016 against the Managing Director of International Conveyors Limited, who is also one of the Promoters, for violation of code of conduct as specified under Part A of Schedule 1 under regulation 12(1) and 12(3) of PIT Regulations, 1992. Further, it has issued Adjudication order on July 31, 2019 in the matter above mentioned. An appeal was made against said adjudication order before Hon'ble Securities Appellate Tribunal vide Appeal No. 616/2019. The Hon'ble Securities Appellate Tribunal has issued the final order on July 5, 2021 imposing a penalty of Rs. 12,00,000 which was duly paid to Securities and Exchange Board of India (SEBI).

For and on behalf of the Board of Directors

Place : Singapore  
Date : July 31, 2021

**Y. Dabriwala**  
Director  
DIN : 00567378

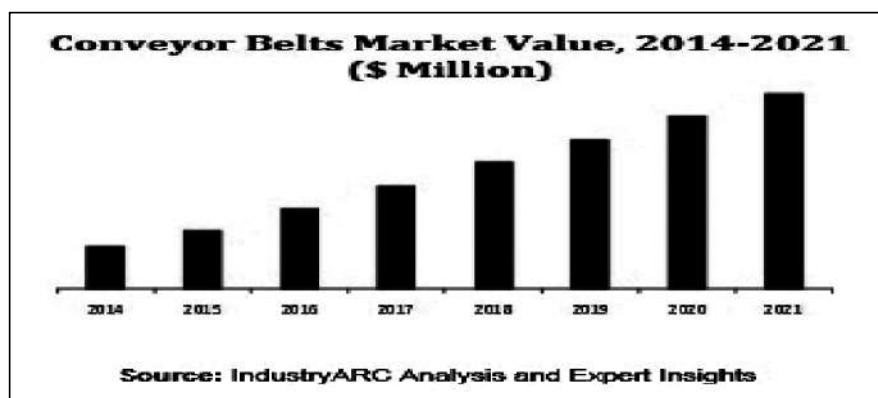
**R. K.Dabriwala**  
Managing Director  
DIN : 00086658

# Management Discussion and Analysis Report

This Management Discussion and Analysis report presents the key performance highlights of the year 2020-21 pertaining to the Company's business. This review should be read in conjunction with the Integrated Report presented in the earlier sections of this Annual Report, the Company's financial statements, the schedules and notes thereto and the other information included elsewhere in this Annual Report. The Company's financial statements have been prepared in accordance with Indian Accounting Standards (IndAS), complying with the requirements of the Company's Act 2013 and SEBI (LODR) Regulations, 2015.

## ECONOMIC OUTLOOK

A conveyor belt is primarily employed for carrying materials from one point to another. They are used in material handling for transportation on a continuous basis and in connecting assembly lines to the final inspection and packing lines. The material to be transported is placed on the belt and is carried to the end point, horizontally or along an inclined slope. This system comprises of two or more pulleys to rotate the belt in continuous circles. The high versatility, light weight nature, and cost-effectiveness have made conveyor belts highly popular across various industries. According to the IMARC Group's latest report "A growing demand from the power, mining, and manufacturing industries represent one of the key factors driving the global conveyor belt market." As a result of heavy competition in the market, these industries are majorly reliant on efficient techniques to increase their productivity. The demand for conveyor belts is also boosted by the growth of infrastructural activities and macroeconomic factors such as GDP growth. Another major market trend that is gaining momentum is the growing demand for eco-friendly conveyor belts with self-cleaning properties, which tend to improve the operational costs of the industries. Looking forward, IMARC Group expects the global conveyor belt market to exhibit moderate growth during the next five years.



## Management Discussion and Analysis Report

Globally, technological advancements and up gradations, growing infrastructure activities such as malls, airports, rise in the lean manufacturing system, and increasing industrialization around the globe are the prime growth drivers of global conveyor belts market. In addition, increase in adoption of conveyor belts for newer applications, and emerging economies such as China, India and others, will create new opportunities for global conveyor belts market. However, higher service and maintenance cost, and conveyor systems reliability being hampered by technical glitches are the key restraints for global conveyor belts market.

### COVID 19 IMPACT ON MARKET

The COVID-19 pandemic has disrupted markets on a global scale. The material handling industry is experiencing an uncertain recovery timeline due to lockdown implementations in various parts of the world. However, the rising trend in e-commerce is expected to boost the demand for conveyor belts. Conveyor belt manufacturers have seen significant changes in business operations because of the COVID-19 crisis.

According to the United Nations Industrial Development Organization (UNIDO), global manufacturing output registered a decline of 6.0% during the first quarter of 2020 due to lockdown measures due to the COVID-19 pandemic. Demand for conveyor belt for new manufacturing facilities and distribution centers have been delayed due to supply chain disruptions. However, the industry is expected to recover at a higher rate during the forecast period due to the increase in the demand for automated conveyor belt during the post-COVID-19 scenario as compared to the pre-COVID-19 scenario.

### INDUSTRY OVERVIEW IN INDIA

India remains the world's fastest growing economy and as such an attractive market for the conveyor belt industry. In India, the demand of Conveyor Belt is expected to increase from the retail, airport, and post and parcel industries during the forecast period.

Geographically Asia Pacific dominated global conveyor belts market, and is projected to have fastest growth, owing to rapidly increasing population along with urbanization, rising industrial investment, and modernizing infrastructure in developing nations such as China and India in this region. Among all the end-users, industrial segment has the highest market share in global conveyor belts market.

Recently, Govt. of India has allowed commercial mining of coal through E-Auction of coal seams and we expect participation of private stakeholders whereby there will be more requirement of PVC Belting. The growth in production in the Coal Mining industry in India, which is a major end-user of conveyor belts, is expected to drive higher demand for conveyor belts in the coming years. India's Thirteenth Five Year Plan (2017-2022) has projected better growth prospects in industries such as Coal, Cement, Steel, and Ports, which are some of the major end-users of conveyor belts in India. The growth in these industries is expected to drive higher demand for conveyor belts in India in the coming years.

The Indian mining sector is going through interesting times. Today India is the third largest coal producer, second largest cement producer and the third largest steel producer in the world. Hence, it has been a key contributor to the demand for conveyor belts.

Further, one of the major challenges being faced is the lack of technology upgradation. Use of traditional skills and dependence on foreign players for new technology has added to the lack of innovation in the market.

### BUSINESS OVERVIEW

International Conveyors Limited (ICL) is engaged in the manufacturing and marketing of solid woven fabric reinforced PVC impregnated and PVC covered fire retardant, anti static conveyor belting in India since 1978 having a rich and valuable experience of around 42 years guided by core human values.

The primary product of your Company is PVC Fire Resistant Antistatic Solid Woven Coal Conveyor Belt and it is also engaged in wind power generation with a capacity of 4.65 MW, with locations spread across Gujarat, Maharashtra, Karnataka and Andhra Pradesh. Your Company has achieved an annual production of 4,38,056 meters in 2020-21. ICL is one of the largest manufacturers of solid woven belting in the world and has a complete product range with the ability to make conveyors up to 3150 kN/m (type 18) width in strength and belt widths up to 1800mm. This is the widest product range of Solid Woven belting available from any one Company with a manufacturing capacity in excess of 1 million meters per annum of all the product mix of PVC Solid Woven Conveyor Belting. Company has plants at Aurangabad, Maharashtra and Falta SEZ, West Bengal. Aurangabad Plant has total annual installed capacity of 7,00,000 meters and Falta SEZ Plant has total annual installed capacity of 4,25,000 meters.

## Management Discussion and Analysis Report

Your Company is also associated with Mato Industries Ltd., UK as their sole distributor in India for Mato Belt Lacing Machine, Fasteners, Spindle Pins and Belt Cutter etc., for the last 3 decades. ICL has achieved substantial growth rate of sale of Mato Products in India. The Company expects substantial growth of the ongoing business in the coming years.



ICL design team can undertake full in-house design starting from preliminary design of systems from power and tension calculations all the way through to detailed design. The ICL team has years of experience in solid woven conveyor belting both for underground and above ground applications.

Your Company has been involved in projects such as:

- a. Moonee colliery (Australia) - which was used as the benchmark for underground conveyor systems,
- b. Numerous supply arrangements for Indian Coal Mines,
- c. Regular recommendations for belting designation to Canadian Customers based on their prevailing design.

### STRENGTHS

- **Experienced Promoters and Management Team**

The Company is managed by a team of competent professionals with deep knowledge of the core aspects of the business. The promoters are well assisted by an experienced and competent team.

- **Long Term Relationship with the Clients**

Our Company believes in maintaining long term relationships with our clients in terms of increased sales. Our dedicated focus on client coverage and our ability to provide timely solutions and faster resolution of customer complaints, if any, has helped us to establish long term relationships. This key strength has helped us to receive repeat business from our clients. We believe that because of timely execution of our work, competitive pricing and best customer service, we enjoy goodwill amongst our customers.

- **Forming Strategic Alliances**

The philosophy of our Company is to move further by forming alliances. This strategy is possible because of our reputation, extensive network in the industry and market capability. Further we intend to take this a step further and form strategic alliances with our big customers to increase our sales volume. There is a significant growth in this Industry as mining is increasingly becoming more mechanized in India.

- **Talented and Competent Employees**

Your Company has skilled and professionally competent employees and technical team who contribute for the success and growth of the Company. ICL covers strong market network. This enables Company in enhancing the production and securing large orders.

- **Financial Performance**

During the year under review, the Company has achieved a turnover of Rs. 16622.42 Lacs as compared to Rs. 9130.28 Lacs in the previous year, registering a growth of 82.06%. Your Company's net profit after taxation for FY 2020-21 is Rs. 1,521 Lacs against Rs. 844.27 Lacs in the previous year and has grown by 80.20% over the year. This was largely on account of Company's focus on expansion in multiple geographies and diverse business products.

#### **OPPORTUNITIES**

ICL has always tried to grab the opportunities to maintain its position in the market. Developing nations have observed robust industrialization due to the presence of a huge consumer base along with their respective governments implementing policies to attract foreign investments to boost the mining and manufacturing sectors. The product is regularly used for material handling purposes in different sectors such as mining, cement production, steel & iron, etc. and can transfer a large volume of materials in all directions with ease. The product is an ingenious way to increase productivity in industries and to reduce labor cost. Looking at the future scenario of Conveyor Belt Industry and increasing demand for the same in different industries, there are ample opportunities available and, ICL will surely maximize its wealth in the coming years. In India the focus is on indigenous supply of product with the slogan **"be vocal for Local"**. Many Government sectors have debarred Global tenders and the target is giving preference to domestic manufacturers to promote make in India.

#### **RISK AND CHALLENGES**

- **Foreign Currency Exchange Rate Fluctuations**

We import our raw material from outside of India and payment of these purchases is made in foreign currency. Also, demand of our product is higher in International Market in comparison to Domestic Market. So, we export our products outside India. Changes in value of currencies with respect to Rupee may cause fluctuations in our operating results expressed in rupees. The exchange rate between the rupee and other currencies is variable and may continue to fluctuate in future. Any unforeseen or adverse fluctuations with respect to the unhedged exchange rate of any foreign currency for Indian Rupees may affect our Company's Results of operations.

- **Competition Risk**

The industry in which we operate is highly competitive. Factors affecting our competitive success include, amongst other things, price, demand for our products, and availability of raw materials, brand recognition, reliability, entry of foreign based companies and domestic producers in the market. Our failure to compete effectively, including any delay in responding to changes in the industry and market, may affect the competitiveness of our products.

- **Regulatory Risk**

Changes in the Regulatory Environment, while usually beneficial to the progress of the sector in the long term, could sometimes cause short term disruptions. Stringent corporate governance regulations and public disclosure requirements have enhanced the need for compliances. Compliance risk is caused by failure in compliance with various domestic and overseas rules and regulations. Non-compliance may lead to penalties and loss of reputation

However, Company has various due diligence systems in place to mitigate the impact of the risks mentioned above and to ensure transparency and accountability in the day to day business activities.

#### **SEGMENT-WISE AND PRODUCT-WISE PERFORMANCE**

The segment-wise and product-wise performances of the Company are given in the notes to accounts for the year ended March 31, 2021.

#### **INTERNAL FINANCIAL CONTROL SYSTEMS AND THEIR ADEQUACY**

Commensurate with the size and nature of its business, your Company has proper systems of internal controls which ensure acceptable utilization of resources and reliable financial reporting.

Effective and adequate internal control systems are in place to ensure that all assets are safeguarded by and protected against unauthorized used and the transactions are recorded and reported correctly. Such controls are subject to periodical review to ensure efficiency of operations, accuracy and promptness of financial reporting and compliance with all applicable statutory requirements.



Compliance with various applicable laws are monitored through a procedure whereby units send reports of compliance to the Board regularly.

The internal audit is carried out through-out the year based on a systematic plan covering all functions and aspects of the business. The internal audit reports are reviewed by the senior management and are placed before the audit committee of the Board of Directors along with actions taken. The Audit Committee of the Board of Directors actively reviews the adequacy and effectiveness of internal control systems and suggests improvement for strengthening them as appropriate. The summary of the Internal Audit observations and status of implementations are submitted to the Audit Committee and is reviewed by it on a regular basis and concerns, if any, are reported to the board.

The IT system of the Company is based on a robust ERP System ensuring seamless connectivity of Plants, Sales Office and Corporate Office facilitating faster and more reliable processing of transactions as well as generating reports for faster decision-making. The Company also has a strong control system and management reporting system which serve as the backbone of the monitoring system of operations to ensure that business results are achieved and continuous improvement projects are undertaken.

### **HUMAN RESOURCES**

Human resource is one of the key resources of the Company to ensure business sustainability and growth. The Company has an experienced and talented pool of employees who play a key role in enhancing business efficiency, devising strategies, setting-up systems and evolving business as per industry requirements. The Company provides regular skill and personnel development training to enhance employee productivity. Being a growth-oriented and progressive organization, it recognizes the importance of professionalism. The Company has embarked on several human resource initiatives to enhance the productivity of the organization and each individual. The Company endeavors to provide a safe, conducive and productive work environment.

### **CAUTIONARY STATEMENT**

There are certain Statements which have been made in the Management Discussion and Analysis Report describing the estimates, expectations or predictions, may be read as 'forward-looking statements' within the meaning of applicable laws and regulations. The actual results may differ materially from those expressed or implied. The important factors that would make a difference to the Company's operations include demand-supply conditions, raw material prices, changes in Government Policies, Governing Laws, Tax regimes, global economic developments and other factors such as litigation and labour negotiations.

For and on behalf of the Board of Directors

Place : Singapore  
Date : July 31, 2021

**Y. Dabriwala**  
*Director*  
DIN : 00567378

**R. K.Dabriwala**  
*Managing Director*  
DIN : 00086658

# Corporate Governance Report

---

In accordance with Part C of Schedule V of the Securities and Exchange Board of India (Listing Obligations and Disclosure Requirements) Regulations, 2015 ("the Listing Regulations") and clause 49 of the erstwhile Listing Agreement, the report on compliance of Corporate Governance at International Conveyors Limited ("the Company") is given as under:

## **1. COMPANY'S PHILOSOPHY ON CORPORATE GOVERNANCE**

The Company's philosophy on Corporate Governance as adopted by its Board of Directors is to ensure that the Board exercises its fiduciary responsibilities towards all the stakeholders, thereby ensuring high accountability and that the decision making is transparent and documentary evidence is traceable through the minutes of the meetings of the Board/Committees thereof. The Company believes that Corporate Governance is required to observe the highest level of ethics in all its dealings and help the Company to achieve its goals in maximizing value for all its stakeholders. Sound Corporate Governance is critical for enhancing and retaining investor trust and thus seeks to ensure that its performance goals are met with integrity. The Company maintains the highest level of transparency, accountability and good management practices through the adoption and monitoring of corporate strategies, goals and procedures to comply with its legal, social and ethical responsibilities.

Our Corporate Governance framework ensures that we make timely disclosures and share accurate information regarding our financial performance as well as the leadership and governance of the Company.

We, at International Conveyors Limited, since its inception being always guided by ethical principles and we are transparent and fair in our business dealings & administration and have adequate system of control and check in place to ensure that the executive decisions should results in optimum growth and development which benefits all the stakeholders. The Company aims to increase and sustain its corporate value through growth and innovation.

A detailed disclosure of all the aspects of Corporate Governance related to financial year 2020-21 is appended below:

## **2. BOARD OF DIRECTORS:**

The Board of Directors is entrusted with the ultimate responsibility of the management, general affairs, direction and performance of the Company and has been vested with requisite powers, authorities and duties. The business of the Company is conducted by the management under the directions of the Board. The Board formulates the strategy, regularly reviews the performance of the Company and ensures that the previously agreed objectives are met on a consistent basis.

### **(i) Size and Composition of the Board**

The Board comprises of a majority of Independent Directors. It has an excellent mix of Executive and Non-Executive Directors including Independent Directors to maintain the independence of the Board and separate its functions of governance and management. As on March 31, 2021 the Board comprises of 9 (Nine) Directors that includes one Woman Director. The Company has an Executive Chairman, three Non-Executive Non-Independent Directors and rest five Directors are Non-Executive Independent Directors. The number of Non-Executive Independent Directors is more than half of the total strength of the Board. All the Directors are eminent and experienced persons in their respective fields of industry, finance, accountancy and law.



## Corporate Governance Report

All the directors have periodically informed the Company about their directorship and membership on the Board Committees of other public limited companies. As per disclosure received from directors, none of the Directors on the board hold membership in more than ten (10) committees or chairmanship in more than five (5) committees across all the Public Limited Companies in which he/she is a Director.

During the period under review Shri Udit Sethia (DIN-08722143) was appointed as an additional (Non-Executive) Director on 13.07.2020 and his appointment was regularized in the Annual General Meeting of the Company held on September 26, 2020.

The Board composition is in accordance with the provisions of Section 149 of the Companies Act, 2013 and Regulation 17 of SEBI (Listing Obligations and Disclosure Requirements) Regulations, 2015.

### (ii) Disclosure of relationship between directors inter-se:

Smt. Yamini Dabriwala, Non-Executive Non-Independent Director of the Company is daughter in law of Shri R. K. Dabriwala, who is the Managing Director of the Company.

### (iii) (a) Meetings, agenda and attendance of the Board Meetings:

The composition of the Board, category of directorship, the number of meetings held and attended during the year, the directorship/committee position in other Public Limited Companies as on March 31, 2021 are as follows:

Sl No	Directors	Category	Attendance at the Board Meeting		Attendance at the last AGM	No of Directorship and Committee Membership/ Chairmanship held in other Companies		
			Held	Attended		Directorship*	Committee Membership**	Committee Chairmanship**
1.	Shri R. K. Dabriwala	Executive Director	4	4	No	2	-	-
2	Shri L. K. Tibrawalla***	Non-Executive Independent Director	4	4	Yes	3	-	-
3	Shri M. P. Jhunjhunwala	Non-Executive Independent Director	4	4	Yes	-	-	-
4.	Shri J. S. Vanzara	Non-Executive Independent Director	4	4	Yes	-	-	-
5.	Shri K. T. Reddy	Non-Executive Independent Director	4	4	No	-	-	-
6.	Shri S. Mehra	Non-Executive Director	4	2	No	-	-	-
7.	Smt. Y. Dabriwala	Non-Executive Director	4	3	No	1	-	-
8.	Shri S. Kothari***	Non-Executive Independent Director	4	4	No	3	1	1
9.	Shri Udit Sethia	Non-Executive Director	4	4	No	-	-	-

\* Excludes Private Companies, Foreign Companies and Companies registered under Section 8 of the Companies Act, 2013.

\*\* Only Membership/Chairmanship of Audit Committee, Stakeholder's Relationship Committee of other Public Limited Companies has been considered.

\*\*\* Shri L. K. Tibrawalla and Shri Sanjay Kothari has resigned from the Directorship of the Company w.e.f. May 19, 2021 and June 10, 2021 respectively.



## Corporate Governance Report

The Board of Directors of the Company met 4 (four) times during the financial year ended March 31, 2021. Atleast one Meeting of the Board was held in every quarter except first quarter of FY 2020-21 (No Meeting was held during the 1st quarter of FY 2020-21 as nationwide lockdown was announced by Govt. of India due to COVID-19 pandemic) and the time gap between any two consecutive board meetings did not exceed 120 days during the financial year ended March 31, 2021 (except the 1st Board Meeting of FY 2020-21 which was held on July 13, 2020 i.e. 149 days after the previous Board Meeting held on February 14, 2020). The details are as follows:

S. N.	Date of Board Meeting	Board strength	No. of Directors attended the Meeting	No of Independent Directors attended the Meeting
01	July 13, 2020	9	8	5
02	September 15, 2020	9	8	5
03	November 11, 2020	9	9	5
04	February 12, 2021	9	8	5

### (b) Expertise of Board of Directors

Pursuant to provisions of SEBI (LODR) Regulations, the Board of Directors of the Company has identified Operations, Management, Administration and Finance & Accounts as the core skills/expertise/competencies which are required in the context of the Company's business and sector for its effective functioning. These core skills/expertise/competencies are actually available with the Board in the following manner:

Areas	Core skills / expertise / competencies in specific functional area	Name of the Directors
<b>Product Knowledge, Business Strategies and Planning</b>	Knowledge of product, understanding of diverse business environment, changing socio-economic conditions and regulatory framework. Experience in developing long-term strategies considering the product lifecycle, to develop business consistently, profitably, competitively and in a sustainable manner	Shri R. K. Dabriwala Shri L. K. Tibrawalla
<b>Management</b>	Decision making skills, Forward planning and strategic thinking, .Mentoring, Interpersonal skills	Shri R. K. Dabriwala Shri M. P. Jhunjunwala Shri L. K. Tibrawalla Shri J. S. Vanzara Smt. Y. Dabriwala Shri S. Mehra Shri K. T. Reddy Shri S. Kothari Shri U. Sethia
<b>Administration, Regulatory Compliances and Governance</b>	Experience in developing governance practices, protecting and managing all stakeholders' interests in the Company, maintaining management accountability and building long-term effective stakeholder relationships	Shri R. K. Dabriwala Shri M. P. Jhunjunwala Shri L. K. Tibrawalla Shri J. S. Vanzara Smt. Y. Dabriwala Shri S. Mehra Shri K. T. Reddy Shri S. Kothari Shri U. Sethia
<b>Finance &amp; Accounts</b>	Leadership experience in handling financial management and risk management of large organisations. Experience in manufacturing sector accounting and foreign exchange management	Shri R. K. Dabriwala Shri M. P. Jhunjunwala Shri J. S. Vanzara Shri S. Kothari Shri U. Sethia



## Corporate Governance Report

### (b) Other company directorships listed & incorporated in India:

Directors	Listed Indian Companies	Category of Directorship
Shri Sanjay Kothari	J L Morison (India) Limited	Independent Director

### (c) Independent Directors are Non-Executive Directors as defined under Regulation 16(1)(b) of Listing Regulations:

The maximum tenure of the Independent Directors is in compliance with the Companies Act, 2013. All the Independent Directors have confirmed that they meet the criteria as mentioned under section 149(6) of the Companies act, 2013 and Regulation 16(1) (b) of the listing regulations.

### (d) Separate meeting of Independent Directors

During the year under review, a separate meeting of the Independent Directors was held on 15th September, 2020 inter-alia to discuss:

- Evaluation of the performance of Non-Independent Directors and the Board of Directors as a whole;
- Evaluation of the performance of the Chairman of the Company, taking into view of the Executive and Non-Executive Directors;
- Evaluation of the quality, content and timeliness of flow of information between the management and the Board that is necessary for the Board to effectively and reasonably perform its duties.

#### Attendance record of Meeting of Independent Directors

Name of Director	Number of meetings held	No. of meetings attended
Shri L. K. Tibrawalla	1	1
Shri M. P. Jhunjhunwala	1	1
Shri J. S. Vanzara	1	1
Shri K. T. Reddy	1	1
Shri S. Kothari	1	1

### (iv) Video Conferencing

During the year under review all the Board Meetings and Committee Meetings were held through video conference. The Ministry of Corporate Affairs had given major relaxation with respect to holding of Board Meeting by amending rule 4 of Companies (Meeting of Board and its Powers) Rule, 2014. Ministry of Corporate Affairs vide its **Notification dated 19th March, 2020** has come up with **Companies (Meetings of Board and its Powers) Amendment Rules, 2020** and the said rules were effective on the date of its publication in the Official Gazette i.e. **19 March, 2020** and allows that Board Meetings may be held through video conferencing or other audio visual means in accordance with Rule 3 even on matters referred to in sub-rule (1) of the said rules.

### (v) Code of Conduct

In terms of Regulation 17(5) of the Listing Regulations, there exists a Code of Conduct, laid down by the Board, for all the Board Members and Senior Management Personnel of the Company. The Board Members and Senior Management Personnel have affirmed compliance with this Code in terms of Regulation 26(3) of the Listing Regulations. A declaration to this effect for the financial year 2020-21 from the Managing Director of the Company is annexed to this Report.

The full text of the Code has been disclosed on the Company's website under the link -

<https://www.iclbelting.com/resources/reports/gnrl/Code%20of%20Conduct%20for%20Directors.pdf>.

### (vi) Board Evaluation

During the year, in terms of the requirements of the act and listing regulations, Board evaluation was done by the Company initially which included the evaluation of the Board as a whole, Board Committees and Directors. The evaluation process is based on the criteria specified by Nomination and Remuneration Committee focused on various aspects of the functioning of the Board and Committees such as composition of Board and Committees, experience and competencies, performance of specific duties and obligations, governance issues etc. Board evaluation was carried out on parameters such as:

## Corporate Governance Report

- Performance of Directors
- Governance & compliances
- Participation at the Board/Committee meetings
- Commitment
- Relationship with stakeholders
- Independence of behavior and judgment

### **(vii) Familiarization Programme For Independent Directors**

The Company has complied with the terms of Regulation 25(7) of the Listing Regulations whereby the Company is required to conduct familiarization programme for Independent Directors to familiarize them with their roles, rights, responsibilities in the Company, nature of the industry in which the Company operates, business model of the Company etc.

Independent Directors are provided with necessary documents, reports and internal policies to enable them to familiarize with the Company's procedures and practices.

The details of familiarization programme have been posted in the website of the Company under the link -

<https://www.iclbelting.com/resources/reports/gnrl/Familiarisation%20Programme%20for%20Independent%20Director.pdf>

### **3. GOVERNANCE BY COMMITTEES OF THE BOARD**

The Board has constituted the following Committees and each Committee has their terms of reference as a Charter. The Chairman of each Committee along with the other Members of the Committee and if required other Members of the Board, decide the agenda, frequency and the duration of each meeting of that Committee. The Committees Chairman provides a brief committee update during the Board meetings. The Board had the following Committees during the year 2020-21:

1. Audit Committee;
2. Nomination and Remuneration Committee;
3. Stakeholders' Relationship Committee;
4. Corporate Social Responsibility Committee

#### **(i) AUDIT COMMITTEE**

##### **Details of the Composition of the Audit Committee, Meetings and Attendance of the members are as follows:**

The Audit committee of the Company is constituted in line with the provisions of Regulation 18 of Listing Regulations, read with Section 177 of the Companies Act, 2013.

The Company's Audit Committee comprises of three Directors. All the members of Audit Committee are Non-Executive Independent Directors. The Audit Committee is headed by Shri J. S. Vanzara. All the members of Committee have relevant experience in financial matters. The CFO, the Internal Auditor and the Statutory Auditors are invitees to the meetings of the Audit Committee and Company Secretary act as the Secretary of the Committee.

The Committee reviews various aspects of internal controls and the internal auditors' report. The requirements under Regulation 18 of the SEBI (LODR) Regulations, 2015 as amended from time-to-time are also reviewed by the committee.

During the year under review, the Committee met on 13.07.2020, 15.09.2020, 11.11.2020 and 12.02.2021 and the gap between two meetings did not exceed 120 days (Except for the 1st Audit Committee Meeting which was held on July 13, 2020 i.e. 149 days after the previous Meeting of Audit Committee). Each member had attended Audit Committee Meetings held at the above mentioned dates.



## Corporate Governance Report

### Composition and Meetings

The Committee comprises of

Name of Member	Category	Number of meetings during the financial year 2020-21	
		Held	Attended
Shri J. S. Vanzara	Non-Executive Independent Director	4	4
Shri L. K. Tibrawalla	Non-Executive Independent Director	4	4
Shri M. P. Jhunjhunwala	Non-Executive Independent Director	4	4

Terms of reference of the Committee included powers and role to review information as specified in Part C of Schedule II of Listing Regulations of the Company.

**Terms of reference:** The terms of reference of the Audit Committee are as under

- Oversight of the company's financial reporting process and the disclosure of its financial information to ensure that the financial statement is correct, sufficient and credible;
- Recommendation for appointment, remuneration and terms of appointment of auditors of the company;
- Approval of payment to statutory auditors for any other services rendered by the statutory auditors;
- Reviewing, with the management, the annual financial statements and auditor's report thereon before submission to the board for approval, with particular reference to:
  - Matters required to be included in the Director's Responsibility Statement to be included in the Board's report in terms of Clause (c) of sub-section 3 of Section 134 of Companies Act, 2013
  - Changes, if any, in accounting policies and practices and reasons for the same.
  - Major accounting entries involving estimates based on the exercise of judgment by management.
  - Significant adjustments made in the financial statements arising out of audit findings.
  - Compliance with listing and other legal requirements relating to financial statements.
  - Disclosure of any related party transactions.
  - Qualifications in the draft audit report.
- Reviewing, with the management, the quarterly financial statements before submission to the board for approval;
- Review and monitor the auditor's independence and performance, and effectiveness of audit process;
- Approval or any subsequent modification of transactions of the company with related parties;
- Scrutiny of inter-corporate loans and investments;
- Valuation of undertakings or assets of the company, wherever it is necessary;
- Evaluation of internal financial controls and risk management systems;
- Reviewing, with the management, performance of statutory and internal auditors, the internal control system ;
- Reviewing the adequacy of internal audit function, if any, including the structure of the internal audit department, staffing and seniority of the official heading the department, reporting structure coverage and frequency of internal audit;
- Discussion with internal auditors of any significant findings and follow up there on;
- Reviewing the findings of any internal investigations by the internal auditors into matters where there is suspected fraud or irregularity or a failure of internal control systems of a material nature and reporting the matter to the board;

## Corporate Governance Report

15. Discussion with statutory auditors before the audit commences, about the nature and scope of audit as well as post-audit discussion to ascertain any area of concern;
16. To look into the reasons for substantial defaults in the payment to the depositors, debenture holders, shareholders (in case of non-payment of declared dividends) and creditors;
17. To review the functioning of the Whistle Blower mechanism;
18. Carrying out any other function as is mentioned in the terms of reference of the Audit Committee.

### (ii) NOMINATION AND REMUNERATION COMMITTEE

**Details of the Composition of the Nomination and Remuneration Committee and attendance of the members are as follows:**

The Nomination and Remuneration Committee of the Company is constituted in line with the provisions of Regulation 19 of the SEBI (LODR) Regulations, 2015 read with Section 178 of the Companies Act, 2013.

The Committee is mainly entrusted with the responsibility of formulating criteria for determining the qualifications, positive attributes and independence of the present and proposed Directors as well as recommending a policy to the Board relating to the remuneration of Directors, KMP and other employees.

#### Composition and Meetings

As per the requirement of Section 178 of the Act and Regulation 19 of the Listing Regulation, the Nomination and Remuneration Committee comprises of 3 Directors, all of them are Non-executive Directors as well as Independent Director.

The Committee comprises of:

Name of Member	Category	Number of meetings during the financial year 2020-21	
		Held	Attended
*Shri M. P. Jhunjhunwala	Non-Executive Independent Director	3	3
Shri L. K. Tibrawalla	Non-Executive Independent Director	3	3
Shri J. S. Vanzara	Non-Executive Independent Director	3	3

\*Shri M. P. Jhunjhunwala is the Chairman of the Committee.

During the year under review the Committee met on 13.07.2020; 15.09.2020 and 24.12.2020.

#### Role of Nomination and Remuneration Committee:

The terms and reference of the Nomination & Remuneration Committee inter-alia includes the following:

- To identify persons who are qualified to become Director and who may be appointed in place of Senior Management Personnel.
- To carry out evaluation of every Director's performance.
- To formulate the criteria for determining qualifications, positive attributes and independence of a Director and for evaluation of Independent Directors and the Board.
- To carry out any other function as is mandated by the Board from time to time.
- To guide the Board in relation to appointment and removal of Directors, Key Managerial Personnel and Senior Management.
- To evaluate the performance of the members of the Board and provide necessary report to the Board for further evaluation of the Board.
- To recommend to the Board on Remuneration payable to the Directors, Key Managerial Personnel and Senior Management.
- To provide to Key Managerial Personnel and Senior Management reward linked directly to their effort, performance, dedication and achievement relating to the Company's operations.



## Corporate Governance Report

- To develop a succession plan for the Board and to regularly review the plan.
- To retain, motivate and promote talent and to ensure long term sustain ability of talented managerial persons and create competitive advantage.

### Details of Directors' Remuneration for the year ended March 31, 2021

(Amount in ₹)

Sl. No.	Name	Salary	Perquisites and Allowances	Sitting Fees	Total
i)	<b>Executive Director:</b>				
	Shri R. K. Dabriwala Managing Director	1,05,00,000	52,50,000	—	1,57,50,000
ii)	<b>Non-Executive Directors:</b>				
	Shri M. P. Jhunjunwala			1,65,000	1,65,000
	Shri L. K. Tibrawalla			1,65,000	1,65,000
	Shri J. S. Vanzara			1,55,000	1,55,000
	Shri K. T. Reddy			1,20,000	1,20,000
	Shri S. Mehra			60,000	60,000
	Smt.Y. Dabriwala			90,000	90,000
	Shri S. Kothari			1,20,000	1,20,000
	Shri U. Sethia			90,000	90,000

### (iii) STAKEHOLDERS RELATIONSHIP COMMITTEE

#### Details of composition of Stakeholders Relationship Committee and attendance of the members are as follows:

The Stakeholders Relationship Committee was constituted in line with the provisions of Regulation 20 of SEBI (LODR) Regulations, 2015 read with section 178 of the Companies Act, 2013.

The Stakeholders Relationship Committee comprises of three Directors out of which two Directors are Non-Executive Independent Directors and one is Executive Director. The Stakeholders Relationship Committee is headed by Shri L. K. Tibrawalla.

The role of the Committee is to consider and resolve the grievances of shareholders and perform such roles as may be required. Statement of Investors complaints as received by our RTA, M/s Maheshwari Datamatics Private Limited was placed before the Committee. There was no investor complaint unresolved at the end of the financial year 2020-21.

#### Composition and Meetings

The Committee comprises of:

Name of Member	Category	Number of meetings during the financial year 2020-21	
		Held	Attended
Shri R. K. Dabriwala	Managing Director	1	1
Shri L. K. Tibrawalla	Non-Executive Independent Director	1	1
Shri M. P. Jhunjunwala	Non-Executive Independent Director	1	1

Ms. Dipti Sharma, Company Secretary and Compliance Officer of the Company acted as the Secretary to the Committee. During the year under review, the Committee met on 13.07.2020.

### (iv) CORPORATE SOCIAL RESPONSIBILITY COMMITTEE

#### Details of composition of the Corporate Social Responsibility Committee and attendance of the members are as follows:

The Corporate Social Responsibility (CSR) Committee of the Company is constituted in line with the provisions of section 135 of the Companies Act, 2013 read with Companies (Corporate Social Responsibility Policy) Rules, 2014. The Corporate Social Responsibility

## Corporate Governance Report

(CSR) Committee framed a mechanism for implementation of CSR projects or programs or activities undertaken by the Company and also monitors CSR policy from time to time. The Committee comprises of three Directors out of which two Directors are Non-Executive Independent Director and one is Executive Director. Shri R. K. Dabriwala is the Chairman of the Committee. During the year under review, the Committee met on 12.02.2021

### Composition and Meetings

The Committee comprises of :

Name of Member	Category	Number of meetings during the financial year 2020-21	
		Held	Attended
Shri R. K. Dabriwala	Managing Director	1	1
Shri M. P. Jhunjhunwala	Non-Executive Independent Director	1	1
Shri L. K. Tibrawalla	Non-Executive Independent Director	1	1

There was no fund allocation under CSR for the F.Y. 2020-21 as the Company had incurred losses as per computation of profit u/s 198 of the Companies Act, 2013 for the purpose of eligible expenditure under Corporate Social Responsibility.

### 4. GENERAL BODY MEETINGS:

(i) The last three Annual General Meetings of the Company were held as under:

Financial year	Date	Time	Location	No. of Special Resolution(s) Passed
2019-2020	September 26, 2020	2.00 PM	Falta SEZ, Sector-II, Near Pump House No. 3, Village and Mouza-Akalmegh, Dist. 24 Parganas (S), West Bengal-743504	2
2018-2019	September 21, 2019	2.00 PM	Falta SEZ, Sector-II, Near Pump House No. 3, Village and Mouza-Akalmegh, Dist. 24 Parganas (S), West Bengal-743504	6
2017-2018	September 22, 2018	2.00 PM	Falta SEZ, Sector-II, Near Pump House No. 3, Village and Mouza-Akalmegh, Dist. 24 Parganas (S), West Bengal-743504	1

(ii) Details of Special Resolution Passed in the previous three AGMs:

Date of AGM	Date of AGM Details of the Special Resolutions passed
September 26, 2020	Re-appointment of Shri Rajendra Kumar Dabriwala (DIN: 00086658) as Managing Director.
	Contribution to various bona fide and charitable funds
September 21, 2019	Re-appointment of Shri Rajendra Kumar Dabriwala (DIN: 00086658) as Managing Director.
	Re-Appointment of Shri J. S. Vanzara (DIN: 00239574) as an Independent Director for a further period of 5 years.



## Corporate Governance Report

Date of AGM	Date of AGM Details of the Special Resolutions passed
	Re-Appointment of Shri L. K. Tibrawalla (DIN: 00423521) as an Independent Director for a further period of 5 years.
	Re-Appointment of Shri M.P. Jhunjhunwala (DIN: 00567070) as an Independent Director for a further period of 5 years.
	Re-Appointment of Shri K. T. Reddy (DIN: 03330182) as an Independent Director for a further period of 5 years.
	Re-Appointment of Shri C. W. Benjamin (DIN: 07093277) as an Independent Director for a further period of 5 years.
September 22, 2018	Re-appointment of Shri Rajendra Kumar Dabriwala (DIN : 00086658) as Managing Director

(iii) No Extra-Ordinary General Meeting was held during the financial year 2020-21.

**(iv) Postal Ballot**

During the financial year ended March 31, 2021 shareholders' approval was obtained by way of Postal Ballot for ICL Employees Stock Option Plan 2020. The Board of Directors at their meeting held on September 15, 2020 had approved Postal Ballot procedure along with schedule of events and Postal Ballot notice. The voting period was commenced on October 23, 2020 at 10:00 A.M. and ended on November 21, 2020 at 5:00 P.M. The result of Postal Ballot was announced on November 23, 2020.

### 5. DISCLOSURES

**(i) Related Party Transactions**

The Company has formulated a Policy on materiality of Related Party Transactions and on dealing with Related Party Transactions, in accordance with relevant provisions of Companies Act, 2013 and Listing Regulations.

The policy on Related Party Transaction is available on the website of the Company at <https://www.iclbelting.com/resources/reports/gnrl/Related%20Party%20Policy.pdf>.

All Related Party Transactions are approved by the Audit Committee prior to the transaction. During the year under review, besides the transactions reported elsewhere in the Annual Report, there were no transactions between the Company and the Promoters, Directors or Management, their subsidiaries or relatives, etc. that had a potential conflict with the interests of the Company at large.

The Register of Contracts containing transactions in which directors are interested is placed before the Board regularly. Details of Related Party transaction that took place during the FY 2020-21 are given in the Notes to Accounts of the annual Report which have been reviewed and approved by the Audit Committee.

**(ii) Disclosure of accounting treatment in preparation of financial statements**

The Company has followed accounting principles generally accepted in India, including the Indian Accounting Standards (Ind AS) as specified under Section 133 of Companies Act, 2013 ("the Act") and other relevant provision of the Act. The Company has uniformly applied the Accounting Policies during the period presented.

**(iii) Statutory Compliance, Penalties and Strictures**

The Company has, complied with all requirements of the Listing Regulations, entered with BSE and CSE, as well as regulations and guidelines of SEBI. Consequently, no penalties or strictures are imposed by SEBI or the Stock Exchanges or any statutory authority for non-compliance of any matter related to the Capital markets.

**(iv) Details of compliance with mandatory requirements and adoption of non-mandatory requirements:**

The Company has complied with all the mandatory requirements as recommended by Listing Regulations with stock exchanges and is in the process of examining the implementation of some of the non-mandatory requirements.



## Corporate Governance Report

The Company has partially adopted the non-mandatory requirements. Disclosures of the extent to which the discretionary requirements have been adopted are given elsewhere in this report.

### (v) **Certificate from Practicing Company Secretary**

A certificate confirming that none of the Directors on the Board of the Company has been debarred or disqualified from being appointed or continuing as directors of companies by the Securities and Exchange Board of India, Ministry of Corporate Affairs or any such other Statutory Authority, has been received from Ms. Khushboo Gulgulia, Practicing Company Secretary.

### (vi) **Prevention of Insider Trading**

In accordance with the provisions of SEBI (Prohibition of Insider Trading) Regulations, 2015, as amended from time to time, the Board of Directors of the Company has adopted the revised 'Code of Conduct to Regulate, Monitor and Report Trading by Designated Persons' with a view to regulate trading in securities of the Company by insiders.

The Code prohibits the insiders from dealing in the securities of the Company on the basis of any unpublished price sensitive information available to them by virtue of their position in the Company. The Code also provides for periodical disclosures from designated persons as well as pre-clearance of transactions (above threshold) by such persons so that they may not use their position or knowledge of the Company to gain personal benefit or to provide benefit to any third party.

The Company has also adopted 'Code of Practice and Procedures for Fair Disclosure of Unpublished Price Sensitive Information' in accordance with the SEBI (Prohibition of Insider Trading) Regulations, 2015. The Board of Directors and the designated persons have confirmed compliance with the said Code. The Code is also placed on the Company's website and can be accessed through link:

[https://iclbeltng.com/resources/reports/gnrl/SEBI%20PIT%20REGULATIONS\\_final\\_WEBSITE.pdf](https://iclbeltng.com/resources/reports/gnrl/SEBI%20PIT%20REGULATIONS_final_WEBSITE.pdf).

### (vii) **Management Discussion and Analysis Report**

Management Discussion & Analysis Report for the year under review, as stipulated under SEBI (Listing Obligation & Disclosure Requirements) Regulations, 2015 is presented in a separate section forming part of this report.

### (viii) **Vigil Mechanism**

The Company promotes ethical behavior in all its business activities and has put in place a mechanism for reporting illegal or unethical behavior. The Company has a Vigil policy and it provides adequate safeguards against victimization of Director(s)/ employee(s) and direct access to the Chairman of the Audit Committee in exceptional cases.

The Vigil Mechanism policy has been disclosed on the Company's website under the link:

<http://www.iclbeltng.com/resources/reports/gnrl/Vigil%20Mechanism.pdf> and circulated to all the Directors/ employees.

### (ix) **CEO/CFO Certification**

The CEO and CFO of the Company has given a certificate to the Board of Directors as per Part B of Schedule II to the Regulation 17 (8) of the listing Regulation for the year ended March 31, 2021 which is annexed with this report.

### (x) **Compliance Certificate of the Auditors**

Certificate from the Company's Statutory Auditors M/s. G. P. Agrawal & Co., Chartered Accountants, confirming compliance with conditions of Corporate Governance as stipulated under the Listing Regulations is attached and forms part of the Directors' Report.

### (xi) **Payment made to Statutory Auditors**

The total fees for all the services paid by the Company to the statutory auditors for the financial year ended March 31, 2021 is disclosed in Note No. 34 of the Financial Statements.

### (xii) **Subsidiary companies**

The Company has 3 (Three) wholly owned subsidiaries and 1 (One) step-down Subsidiary. The Consolidated Financial Statements of the Company and the investments made by it in its unlisted subsidiary companies are reviewed by the Audit Committee.



## Corporate Governance Report

The Company has a policy for determining 'material subsidiaries' which is disclosed on its website at the following link- <http://www.iclbelting.com/resources/reports/gnrl/Material%20Subsidiaries.pdf>

### (xiii) Disclosures in relation to the Sexual Harassment of Women at Workplace (Prevention, Prohibition and Redressal) Act, 2013

The Company has always believed in providing a safe and harassment-free workplace for every individual working in the Company. The Company has complied with the applicable provisions of the aforesaid Act and the Rules framed there under, including constitution of the Internal Complaints Committee (ICC). The Company has in place an Anti-Sexual Harassment Policy in line with the requirements of the Sexual Harassment of Women at Workplace (Prevention, Prohibition and Redressal) Act, 2013. All employees (permanent, contractual, temporary and trainees, etc.) are covered under this Policy. The Policy is gender neutral.

#### Status of complaints as on 31st March 2021:

S. N.	Particulars	No of Complaints
1	Number of Complaints filed during the financial year	Nil
2	Number of Complaints disposed of during the financial year	N.A.
3	Number of Complaints pending as on end of the financial year	N.A.

(xiv) All the recommendations of the various committees were accepted by the Board.

## 6. MEANS OF COMMUNICATION

### a. Communication of Audited Financial Results (Quarterly and Annual):

The Company has regularly furnished, through email and electronic filing systems and such other mode, as may be required by the exchanges - within 30 (thirty) minutes (as applicable under SEBI (Listing Obligations and Disclosure Requirements) Regulations, 2015, as the case may be) of closure of the Board meeting, the quarterly un-audited as well as annual audited results to both the Stock Exchanges i.e., BSE & CSE. Quarterly and Annual financial results are also published in English and Bengali daily newspaper, i.e., Financial Express and Duranta Barta.

### b. Website:

Pursuant to the Regulation 46 of SEBI (Listing Obligations and Disclosure Requirements) Regulations, 2015, the Company has its website-[www.iclbelting.com](http://www.iclbelting.com), where all the information as may be required by the Shareholders is available including financial results, shareholding pattern, stock exchange filings, Annual Reports, Corporate Governance Compliance Report, additional disclosures, etc.

### c. BSE online listing Centre:

The Company uploads its disclosures and announcements under the SEBI (Listing Obligations and Disclosure Requirements) Regulations, 2015 at the link, to BSE Online Listing Centre at the link, <https://listing.bseindia.com/>.

## 7. GENERAL SHAREHOLDERS' INFORMATION :

(i)	Annual General Meeting	
	48th Annual General Meeting	

## Corporate Governance Report

	Date	Saturday, September 25, 2021
	Time	2:00 P.M
	Venue	Falta SEZ, Sector-II, Near Pump House No. 3, Village and Mouza - Akalmegh, Dist. 24 Parganas (s), West Bengal-743504
(ii)	<b>Financial Calendar</b>	April to March
(iii)	<b>For Adoption of Quarterly Results</b>	<b>Expected Date</b>
	-Quarter ending June 30, 2021	Last week of July, 2021
	-Quarter ending September 30, 2021	2nd Week of November, 2021
	-Quarter ending December 31, 2021	2nd Week of February, 2022
	-Year and quarter ending March 31, 2022	Last Week of May, 2022
(iv)	<b>Book Closure</b>	September 18, 2021 to September 25, 2021 (both days inclusive)
(v)	<b>Expected Dividend payment date</b>	Within 30 days from the date of Declaration of Dividend
(vi)	<b>Listing on Stock Exchange</b>	The Company's shares are listed at:-
		(i) <b>The Calcutta Stock Exchange Ltd.</b> 7, Lyons Range, Kolkata – 700 001
		(ii) <b>BSE Ltd.</b> Phiroze Jeejeebhoy Towers, Dalal Street, Mumbai-400 001
		Listing fees for the year 2021-2022 have been paid to all the aforesaid Stock Exchanges.
(vii)	<b>Stock Codes</b>	10019039 (CSE), 509709 (BSE)

### (viii) Stock Market Price Data for the year 2020-21

Month	BSE			SENSEX (BSE)	
	High (₹)	Low (₹)	Volume (BSE)	High (₹)	Low (₹)
April 2020	20.95	17.80	15,289	33,887.25	27,500.79
May 2020	23.20	17.80	62,926	32,845.48	29,968.45
June 2020	28.70	20.75	3,44,358	35,706.55	32,348.10
July 2020	30.95	23.85	5,16,176	38,617.03	34,927.20
August 2020	32.00	25.35	11,83,224	40,010.17	36,911.23
September 2020	30.95	26.05	5,31,381	39,359.51	36,495.98
October 2020	29.35	27.00	1,31,784	41,048.05	38,410.20
November 2020	31.95	27.55	4,09,545	44,825.37	39,334.92
December 2020	35.00	29.10	15,75,903	47,896.97	44,118.10
January 2021	33.00	28.40	99,285	50,184.01	46,160.46
February 2021	52.05	28.20	6,06,297	52,516.76	46,433.65
March 2021	48.90	38.65	5,73,585	51,821.84	48,236.35

### (ix) Registrar & Share Transfer Agents and Shareholders' Correspondence :

The Company has engaged Maheshwari Datamatics Pvt. Ltd. (MDPL), 23, R.N. Mukherjee Road, 5th Floor, Kolkata – 700001, Phone: (033) 2248 2248, (033) 2243 5029, Fax: (033) 2248 2248, Email: mdpldc@yahoo.com; a SEBI registered Share Transfer Agent for processing transfer, sub-division, consolidation, splitting of securities, etc.

For transfer/dematization of shares and any other query relating to the shares of the Company kindly contact Registrar and Share Transfer Agent.

### (x) Unclaimed Dividend/ Shares :

Pursuant to the provisions of Section 123 of the Companies Act, 2013 and other applicable provisions, if any, of the Act, the Company is required to transfer the amount of dividend remained unclaimed for a period of seven years from the date of transfer



## Corporate Governance Report

to the Investor Education and Protection Fund (IEPF).

Accordingly detailed information in respect of the relevant financial years is provided for the benefit of the Company's Investors.

Financial Year	Type	Date of Declaration	Dividend Paid	Unclaimed Dividend as on 31.03.2021		Due date for transfer to IEPF
				₹	%	
2013-2014	Final	26.09.2014	1,68,75,000	53516.75	0.317	25.10.2021
2014-2015	Final	26.09.2015	1,68,75,000	56515.00	0.335	25.10.2022
2015-2016	Final	24.09.2016	33,75,000	14111.40	0.418	23.10.2023
2016-2017	Final	23.09.2017	33,75,000	14434.95	0.428	22.10.2024
2017-2018	Final	22.09.2018	33,75,000	6944.35	0.206	21.10.2025
2018-2019	Final	21.09.2019	33,75,000	7350.80	0.218	20.10.2026
2019-2020	Final	26.09.2020	1,35,00,000	21861.00	0.162	25.10.2027

**(xi) Transfer of 'Underlying Shares' into Investor Education and Protection Fund (IEPF) (in cases where unclaimed dividends have been transferred to IEPF for a consecutive period of seven years) :**

In terms of Section 124 and 125 of the Companies Act, 2013 and Investor Education & Protection Fund (IEPF) Authority (Accounting, Audit, Transfer and Refund) Amendment Rules, 2017, read with all the relevant notifications as issued by the Ministry of Corporate Affairs from time to time, the Company has transferred 150636 equity shares in respect of 33 shareholders to the Demat Account of IEPF Authority in respect of which dividend had remained unpaid or unclaimed for seven consecutive years or more as on the stipulated due date.

A list of shareholders along with their folio number or DP ID/ Client ID., who have not claimed their dividends for the last seven years and whose shares are therefore liable for transfer to IEPF Demat Account, has been displayed on the website of the Company at [https://www.iclbelting.com/resources/reports/gnrl/ICL\\_AIIDivLst\\_7YR\\_CONS.pdf](https://www.iclbelting.com/resources/reports/gnrl/ICL_AIIDivLst_7YR_CONS.pdf) besides sending individual communication to the concerned shareholders and issuance of public notice.

Further, it may also be noted that in terms of Section 124(6) and 125(3) of the Companies Act, 2013 read with Rule 7 of the IEPF Rules, shares and dividends which have been transferred to the IEPF Authority may be claimed by making an online application in Form No. IEPF-5, which is available at [www.iepf.gov.in](http://www.iepf.gov.in).

**(xii) Share Transfer System**

Share transfers are processed and share certificates duly endorsed are dispatched within a period of 15 days from the date of lodgment if the documents are complete in all respects. As per directives issued by the SEBI, it is compulsory to trade in the Company's equity shares in dematerialized form. The Company offers the facility of transfer cum dematerialization to its shareholders.

**(xiii) Distribution of Shareholding as on March 31, 2021**

No. of Shares	No. of Shareholders	No. of Shares held	% of holding to total Shares
1-500	1257	182846	0.2709
501-1000	196	168831	0.2501
1001-2000	106	171037	0.2534
2001-3000	51	131446	0.1947
3001-4000	27	98293	0.1456
4001-5000	20	94915	0.1406
5001-10000	49	355617	0.5268
10001 and above	105	66297015	98.2178
<b>Total</b>	<b>1811</b>	<b>67500000</b>	<b>100.00</b>

# Corporate Governance Report

## (xiv) Pattern of Shareholding as on March 31, 2021

Sl. No.	Category	Total No. of Shares	Percentage of Shareholdings
1.	<b>Promoter Group</b>		
	Individuals / HUF (Indian)	4874265	7.2211
	Individuals (NRI/ Foreign Individuals)	15282759	22.6411
	Bodies Corporate (Indian)	21516128	31.8757
	<b>Total shareholding of promoter and promoter group</b>	<b>41673152</b>	<b>61.7380</b>
2.	<b>Non-Promoter Group</b>		
	Foreign Institutional Investors/ Foreign Portfolio Investors	11855782	17.5641
	NBFCs registered with RBI	-	-
	Investor Education and Protection Fund Authority	150636	0.2232
	Bodies Corporate	4012133	5.9439
	Non-Resident Individuals	50845	0.0753
	Clearing Member	82566	0.1223
	Individuals	9674886	14.3332
	<b>Total Public Shareholding</b>	<b>25826848</b>	<b>38.2620</b>

## (xv) Dematerialization of Shares

99.844% of the Company's total shares representing 67394480 shares were held in dematerialized form as on March 31, 2021 and the balance 0.156% representing 105520 shares were in physical form.

## (xvi) Demat ISIN Number in NSDL and CDSL

INE575C01027

## (xvii) Number of Employees

Location wise break-up of the number of employees of the Company as on March 31, 2021:

Location	No. of employees
1) Corporate Office	16
2) Aurangabad Works	53
3) Falta Works and Registered Office	02
<b>Total</b>	<b>71</b>

## (xviii) Factory Locations

- M.I.D.C. Area, Chikalthana, Aurangabad – 431 006, Maharashtra (India).
- Falta SEZ, Sector-II, Near Pump House No. 3, Village and Mouza - Akalmegh, Dist.: 24 Parganas (S), West Bengal-743504.

## (xix) Address for correspondence

### International Conveyors Limited

10, Middleton Row, Kolkata – 700 071,

Telephone: 033-4001-0061, Fax: 033-2217 2269

Designated e-mail ID for Investor Services: investors@icbelting.com

Website: www.icbelting.com

## Corporate Governance Report

### (xx) Credit Ratings

Credit Rating agency CARE Ratings vide its letter dated January 04, 2020 has reaffirmed the Credit Rating CARE BB+, Positive (CARE Double B Plus; Outlook: Positive) for the Long-Term Bank Facilities of the Company. For short term Bank Facility, Credit Rating of CARE A4+ (CARE A Four Plus) is reaffirmed by the Agency.

### (xxi) Reconciliation of Share Capital and Audit Report

A Chartered Accountant in full time practice carried out a share capital audit to reconcile the total admitted share capital with National Securities Depository Limited (NSDL) and Central Depository Services (India) Limited (CDSL) and the total issued and listed capital on quarterly basis. The report thereon is submitted to the Stock Exchanges where the Company's shares are listed. The report thereon is submitted to the Stock Exchanges, and is also placed before the Board of Directors. The audit confirms that the total issued/paid-up capital is in agreement with total number of shares in physical forms and total number of dematerialized shares held with NSDL and CDSL.

### (xxii) Service of documents through electronic mode

As a part of Green Initiative, the members who wish to receive the notice/documents through e-mail, may kindly intimate their e-mail address to the Company's Registrar and Share Transfer Agent, M/s. Maheshwari Datamatics Pvt. Ltd., 23, R.N. Mukherjee Road, 5th Floor, Kolkata – 700 001.

### (xxiii) Outstanding GDR/ADR Warrants or Convertible Bonds

The Company has not issued any of the securities as mentioned above.

### (xxiv) Preferential Allotment/Qualified Institutions Placements:

No funds were raised by the Company through preferential allotment or qualified institutions placement.

### (xxv) Commodity price risk and Commodity hedging activities:

Information required under clause 9(n) of Part C of Schedule V to the Listing Regulations and SEBI Circular No. SEBI/HO/CFD/CMD1/CIR/P/2018/0000000141 dated November 15, 2018 are given hereunder:

The Company is exposed to the risk of price fluctuation of raw materials as well as finished goods. The Company manages its commodity price risk by maintaining adequate inventory of raw materials and finished goods considering future price movement.

For any query on Annual Report etc. please contact:

#### International Conveyors Limited

10, Middleton Row,

Kolkata – 700 071

Telephone: 033-4001-0061

Fax: 033-2217 2269

Designated e-mail ID for Investor Services: investors@icbelting.com

Website: www.icbelting.com

For and on behalf of the Board of Directors

**Y. Dabriwala**

*Director*

DIN-00567378

**R. K. Dabriwala**

*Managing Director*

DIN : 00086658

Place : Singapore

Date : July 31, 2021

## Corporate Governance Report

### DECLARATION BY THE MANAGING DIRECTOR ON THE CODE OF CONDUCT

A Code of Conduct for the Directors and Senior Management Personnel has already been approved by the Board of Directors of the Company. As stipulated under the provisions of Regulation 26(3) of the SEBI (Listing Obligations and Disclosure Requirements) Regulation, 2015, all the Directors and the designated personnel in the Senior Management of the Company have affirmed compliance with the said code for the financial year ended March 31, 2021.

For and on behalf of the Board of Directors

Place : Singapore  
Date : July 31, 2021

**R. K. Dabriwala**  
*Managing Director*  
DIN No. 00086658

### CERTIFICATE OF NON-DISQUALIFICATION OF DIRECTORS TO WHOMSOEVER IT MAY CONCERN

Based on our verification of the books, papers, minute books, forms and returns filed and other records maintained by International Conveyors Limited, having its Registered Office at Falta SEZ, Sector-II, Near Pump House No. 3, Village and Mouza-Akalmegh, Dist. 24 Parganas (S), West Bengal-743504 and also the information provided by the Company, its officers, agents and authorized representatives and based on the verification of the Ministry of Corporate Affairs website, we hereby report that during the Financial Year ended on March 31, 2021, in our opinion, none of the director on the Board of the Company have been debarred or disqualified from being appointed or continuing as director of Company by Securities and Exchange Board of India/Ministry of Corporate Affairs or any such Statutory authority

Place : Kolkata  
Date : 29/06/2021

**KHUSHBOO GULGULIA**  
Practicing Company Secretary  
ACS No.: 62099 CP No.: 24240  
UDIN - A062099C000544009

## Corporate Governance Report

### AUDITOR'S CERTIFICATE REGARDING COMPLIANCE OF CONDITIONS OF CORPORATE GOVERNANCE

To  
The Members of  
**International Conveyors Limited**

1. We, G. P. Agrawal & Co., Chartered Accountants, the Statutory Auditors of International Conveyors limited ("the Company") have examined the compliance of conditions of Corporate Governance by the Company, for the year ended on 31st March, 2021, as stipulated in Regulations 17 to 27 and Clauses (b) to (i) of Regulation 46(2) and para C, D and E of Schedule V of the SEBI (Listing Obligations and Disclosure Requirements) Regulations, 2015 ('the Listing Regulations').

#### **Managements' Responsibility**

2. The compliance of conditions of Corporate Governance is the responsibility of the Management. This responsibility includes the design, implementation and maintenance of internal control and procedures to ensure the compliance with the conditions of the Corporate Governance stipulated in Listing Regulations.

#### **Auditor's Responsibility**

3. Our responsibility is limited to examining the procedures and implementation thereof, adopted by the Company for ensuring compliance with the conditions of the Corporate Governance. It is neither an audit nor an expression of opinion on the financial statements of the Company.
4. We have examined the books of account and other relevant records and documents maintained by the Company for the purposes of providing reasonable assurance on the compliance with Corporate Governance requirements by the Company.
5. We have carried out an examination of the relevant records of the Company in accordance with the Guidance Note on Certification of Corporate Governance issued by the Institute of the Chartered Accountants of India (the ICAI), to the extent relevant, the Standards on Auditing specified under Section 143(10) of the Companies Act 2013, in so far as applicable for the purpose of this certificate and as per the Guidance Note on Reports or Certificates for Special Purposes issued by the ICAI which requires that we comply with the ethical requirements of the Code of Ethics issued by the ICAI.
6. We have complied with the relevant applicable requirements of the Standard on Quality Control (SQC) 1, Quality Control for Firms that Perform Audits and Reviews of Historical Financial Information, and Other Assurance and Related Services Engagements.

#### **Opinion**

7. Based on our examination of the relevant records and according to the information and explanations provided to us, we certify that the Company has complied in all material respects with the conditions of Corporate Governance as stipulated in the above mentioned Listing Regulations during the year ended 31st March, 2021.
8. We further state that such compliance is neither an assurance as to the future viability of the Company nor the efficiency or effectiveness with which the Management has conducted the affairs of the Company.

#### **Restriction on use**

9. The certificate is addressed and provided to the members of the Company solely for the purpose to enable the Company to comply with the requirement of the Listing Regulations, and it should not be used by any other person or for any other purpose. Accordingly, we do not accept or assume any liability or any duty of care for any other purpose or to any other person to whom this certificate is shown or into whose hands it may come without our prior consent in writing.

**For G. P. Agrawal & Co.**  
Chartered Accountants  
Firm's ICAI Registration No.:302082E

**CA RADHIKA SINGHANIA**  
Partner  
Membership No: 310691

Place: Pune  
Date : 29th June, 2021  
UDIN: 21310691AAAAAR2595



## Corporate Governance Report

### MD/CFO CERTIFICATION

To,  
The Members of  
**International Conveyors Ltd.**

We, Rajendra Kumar Dabriwala, Managing Director and Ashok Kumar Gulgulia, Chief Financial Officer, hereby certify to the Board that:

- a) We have reviewed the financial statements and the cash flow statement for the year ended March 31, 2021 and that to the best of our knowledge and belief:
  - i. These statements do not contain any materially untrue statement or omit any material fact or contain statements that might be misleading;
  - ii. These statements together present a true and fair view of the Company's affairs and are in compliance with the existing accounting standards, applicable laws and regulations.
- b) There are, to the best of our knowledge and belief, no transactions entered into by the Company during the year ended March 31, 2021 which are fraudulent, illegal or violative of the Company's code of conduct.
- c) We accept responsibility for establishing and maintaining internal controls for financial reporting and that we have evaluated the effectiveness of internal control systems of the Company pertaining to financial reporting and we have disclosed to the auditors and the Audit Committee, deficiencies in the design or operation of such internal controls, if any, of which we are aware and the steps we have taken or propose to take to rectify these deficiencies.
- d) We have indicated to the auditors and the Audit Committee that:
  - i. There have been no significant changes in internal control over financial reporting during the year;
  - ii. There have been no significant changes in accounting policies during the period;
  - iii. There have been no instances of significant fraud of which we have become aware and the involvement therein, if any, of the management or an employee having a significant role in the Company's internal control system over financial reporting.

For **International Conveyors Ltd.**

**Ashok Kumar Gulgulia**  
Chief Financial Officer

**Rajendra Kumar Dabriwala**  
Managing Director  
DIN No. 00086658

Date : 29.06.2021

---

## STANDALONE FINANCIAL STATEMENTS

---

# Independent Auditors' Report

To the Members of **International Conveyors Limited**

## Report on the Audit of the Standalone Financial Statements

### Opinion

We have audited the accompanying Standalone financial statements of International Conveyors Limited ('the Company'), which comprise the Balance Sheet as at 31st March, 2021, the Statement of Profit and Loss (including other comprehensive income), the Statement of Changes in Equity and the Statement of Cash Flows for the year then ended and notes to the financial statements, including a summary of significant accounting policies and other explanatory information (herein after referred to as "standalone financial statements").

In our opinion and to the best of our information and according to the explanations given to us, the aforesaid standalone financial statements give the information required by the Companies Act, 2013 ("the Act") in the manner so required and give a true and fair view in conformity with the accounting principles generally accepted in India, of the state of affairs of the Company as at 31st March, 2021, and its profit, total comprehensive income, changes in equity and its cash flows for the year then ended.

### Basis for Opinion

We conducted our audit in accordance with the Standards on Auditing (SAs) specified under section 143(10) of the Act. Our responsibilities under those Standards are further described in the Auditor's Responsibilities for the Audit of the Standalone Financial Statements section of our report. We are independent of the Company in accordance with the Code of Ethics issued by the Institute of Chartered Accountants of India ("ICAI") together with the ethical requirements that are relevant to our audit of the standalone financial statements under the provisions of the Act and the Rules thereunder, and we have fulfilled our other ethical responsibilities in accordance with these requirements and the ICAI'S Code of Ethics. We believe that the audit evidence we have obtained is sufficient and appropriate to provide a basis for our opinion.

### Emphasis of Matter

We draw attention to note no. 37.14 of the standalone financial statements which explains the management's assessment that there is no significant impact of COVID-19 pandemic on the standalone financial statements for the year ended 31st March, 2021.

Our opinion is not modified in respect of this matter.

### Key Audit Matters

Key audit matters are those matters that, in our professional judgment, were of most significance in our audit of the standalone financial statements of the current period. These matters were addressed in the context of our audit of the standalone financial statements as a whole, and in forming our opinion thereon, and we do not provide a separate opinion on these matters. We have determined the matters described below to be the key audit matters to be communicated in our report.

Key Audit Matter	How our audit addressed the key audit matter
<p>Accuracy of recognition, measurement, presentation and disclosures of Investments and other related balances</p> <p>Investments include investments made by the Company in various quoted and unquoted equity shares and preference shares.</p> <p>These investments constitute 69.78% of the Company's total assets.</p> <p>The valuation of each category of the aforesaid securities is to be done as per the provisions of Ind AS which involves collection of data/information from various sources such as Demat statement, financial statements of unlisted companies etc. Considering the complexities and extent of judgement involved in the valuation, this has been determined as Key Audit Matter.</p> <p>Refer Note 5 to the standalone financial statements</p>	<p><b>Our Procedure:</b></p> <p>We have verified these investments with reference to the provisions of Ind AS as also internal policies and procedure of the Company as follows:</p> <ol style="list-style-type: none"><li>carried out evaluation of the design and operating effectiveness of the internal controls and performed substantive audit procedures.</li><li>Assessed and evaluated the process adopted for collection of information from various sources for determining fair value of these investments.</li><li>Verified compliance with the presentation and disclosure requirements as per Ind AS and the Act. This test was conducted for the entire population.</li></ol>



## Independent Auditors' Report

### Information Other than the Standalone financial statements and Auditor's Report Thereon

The Company's Board of Directors is responsible for the preparation of the other information. The other information comprises the information included in the Management Discussion and Analysis, Board's Report including Annexure to Board's Report and Shareholder's Information, but does not include the standalone financial statements and our auditor's report thereon.

Our opinion on the standalone financial statements does not cover the other information and we do not express any form of assurance conclusion thereon.

In connection with our audit of the standalone financial statements, our responsibility is to read the other information and, in doing so, consider whether the other information is materially inconsistent with the standalone financial statements or our knowledge obtained during the course of our audit or otherwise appears to be materially misstated.

When we read the annual report, if we conclude that there is a material misstatement therein, we are required to communicate the matter to those charged with governance.

### Responsibilities of Management and Those Charged with Governance for the Standalone Financial Statements

The Company's Board of Directors is responsible for the matters stated in Section 134(5) of the Act with respect to the preparation of these standalone financial statements that give a true and fair view of the financial position, financial performance, total comprehensive income, changes in equity and cash flows of the Company in accordance with the accounting principles generally accepted in India, including the IndAS. This responsibility also includes maintenance of adequate accounting records in accordance with the provisions of the Act for safeguarding the assets of the Company and for preventing and detecting frauds and other irregularities; selection and application of appropriate accounting policies; making judgments and estimates that are reasonable and prudent; and design, implementation and maintenance of adequate internal financial controls, that were operating effectively for ensuring the accuracy and completeness of the accounting records, relevant to the preparation and presentation of the standalone financial statements that give a true and fair view and are free from material misstatement, whether due to fraud or error.

In preparing the standalone financial statements, management is responsible for assessing the Company's ability to continue as a going concern, disclosing, as applicable, matters related to going concern and using the going concern basis of accounting unless management either intends to liquidate the Company or to cease operations, or has no realistic alternative but to do so.

That Board of Directors are also responsible for overseeing the company's financial reporting process.

### Auditor's Responsibility for the audit of the Standalone Financial Statements

Our objectives are to obtain reasonable assurance about whether the standalone financial statements as a whole are free from material misstatement, whether due to fraud or error, and to issue an auditor's report that includes our opinion. Reasonable assurance is a high level of assurance, but is not a guarantee that an audit conducted in accordance with SAs will always detect a material misstatement when it exists. Misstatements can arise from fraud or error and are considered material if, individually or in the aggregate, they could reasonably be expected to influence the economic decisions of users taken on the basis of these standalone financial statements.

As part of an audit in accordance with SAs, we exercise professional judgment and maintain professional skepticism throughout the audit. We also:

- Identify and assess the risks of material misstatement of the standalone financial statements, whether due to fraud or error, design and perform audit procedures responsive to those risks, and obtain audit evidence that is sufficient and appropriate to provide a basis for our opinion. The risk of not detecting a material misstatement resulting from fraud is higher than for one resulting from error, as fraud may involve collusion, forgery, intentional omissions, misrepresentations, or the override of internal control.
- Obtain an understanding of internal control relevant to the audit in order to design audit procedures that are appropriate in the circumstances. Under section 143(3)(i) of the Act, we are also responsible for expressing our opinion on whether the company has adequate internal financial controls system in place and the operating effectiveness of such controls.
- Evaluate the appropriateness of accounting policies used and the reasonableness of accounting estimates and related disclosures made by management.

## Independent Auditors' Report

- Conclude on the appropriateness of management's use of the going concern basis of accounting and, based on the audit evidence obtained, whether a material uncertainty exists related to events or conditions that may cast significant doubt on the Company's ability to continue as a going concern. If we conclude that a material uncertainty exists, we are required to draw attention in our auditor's report to the related disclosures in the standalone financial statements or, if such disclosures are inadequate, to modify our opinion. Our conclusions are based on the audit evidence obtained up to the date of our auditor's report. However, future events or conditions may cause the Company to cease to continue as a going concern.
- Evaluate the overall presentation, structure and content of the standalone financial statements, including the disclosures, and whether the standalone financial statements represent the underlying transactions and events in a manner that achieves fair presentation.

We communicate with those charged with governance regarding, among other matters, the planned scope and timing of the audit and significant audit findings, including any significant deficiencies in internal control that we identify during our audit.

We also provide those charged with governance with a statement that we have complied with relevant ethical requirements regarding independence, and to communicate with them all relationships and other matters that may reasonably be thought to bear on our independence, and where applicable, related safeguards.

From the matters communicated with those charged with governance, we determine those matters that were of most significance in the audit of the financial statements of the current period and are therefore the key audit matters. We describe these matters in our auditor's report unless law or regulation precludes public disclosure about the matter or when, in extremely rare circumstances, we determine that a matter should not be communicated in our report because the adverse consequences of doing so would reasonably be expected to outweigh the public interest benefits of such communication.

### Other Matter

Due to the COVID-19 pandemic, lockdown and other travel restrictions are imposed by the Government/local administration, hence, the audit processes were carried out electronically by remote access. The necessary records were made available by the management through digital medium and were accepted as audit evidence while reporting for the current period.

Our opinion is not modified in respect of these matter.

### Report on Other Legal and Regulatory Requirements

1. As required by the Companies (Auditor's Report) Order, 2016 ("the Order") issued by the Central Government of India in terms of sub-section (11) of section 143 of the Act, we give in the "Annexure A", a statement on the matters specified in paragraphs 3 and 4 of the Order.
2. As required by section 143 (3) of the Act, we report that:
  - i. We have sought and obtained all the information and explanations which to the best of our knowledge and belief were necessary for the purposes of our audit.
  - ii. In our opinion, proper books of account as required by law have been kept by the Company so far as it appears from our examination of those books.
  - iii. The Balance Sheet, the Statement of Profit and Loss including Other Comprehensive Income, Statement of Changes in Equity and the Statement of Cash flow dealt with by this Report are in agreement with the relevant books of account.
  - iv. In our opinion, the aforesaid standalone financial statements comply with the IndAS specified under Section 133 of the Act, read with Rule 7 of the Companies (Accounts) Rules, 2014.
  - v. On the basis of the written representations received from the Directors as on 31st March, 2021 taken on record by the Board of Directors, none of the directors is disqualified as on 31st March, 2021 from being appointed as a director in terms of section 164(2) of the Act.



## Independent Auditors' Report

- vi. With respect to the adequacy of the internal financial controls over financial reporting of the Company and the operating effectiveness of such controls, refer to our separate Report in "Annexure B". Our report expresses an unmodified opinion on the adequacy and operating effectiveness of the Company's internal financial controls over financial reporting.
- vii. With respect to the other matters to be included in the Auditor's Report in accordance with Rule 11 of the Companies (Audit and Auditors) Rules, 2014, as amended, in our opinion and to the best of our information and according to the explanations given to us:
  - a. The Company has disclosed the impact of pending litigations on its financial position in its standalone financial statements – Refer Note No. 37.1 to the standalone financial statements.
  - b. The Company did not have any long-term contracts including derivatives contracts for which there were any material foreseeable losses.
  - c. There has been no delay in transferring amounts, required to be transferred to be transferred to the Investor Education and Protection Fund by the Company.
3. With respect to the other matters to be included in the Auditor's Report in accordance with the requirements of section 197(16) of the Act, as amended:

In our opinion and to the best of our information and according to the explanations given to us, the remuneration paid by the Company to its directors during the year is in accordance with the provisions of section 197 of the Act.

For **G.P. Agrawal & Co.**

*Chartered Accountants*

Firm's Registration No. - 302082E

**(CA.Radhika Singhania)**

*Partner*

Membership No. 310691

UDIN:21310691AAAAAP8247

Place of Signature : Pune

Date : The 29th day of June, 2021

## “Annexure A” to the Independent Auditors’ Report

Statement referred to in paragraph ‘Report on Other Legal and Regulatory Requirements’ of our report of even date to the members of International Conveyors Limited on the standalone financial statements for the year ended 31st March, 2021.

- (i)
  - a) The Company has maintained proper records showing full particulars including quantitative details and situation of its fixed assets.
  - b) The fixed assets have been physically verified by the management during the year. Based on our review, no material discrepancy was noticed on such verification and in our opinion the periodicity of such physical verification is reasonable having regard to the size of the Company and nature of its assets.
  - c) According to the information and explanations given to us and on the basis of our examination of the records of the Company, the title deeds of immovable properties are held in the name of the Company.
- (ii) The inventories have been physically verified during the year by the management at reasonable intervals and no material discrepancies were noticed on such physical verification.
- (iii) According to the information and explanations given to us, the Company has granted unsecured loans to 2 companies which are covered in the register maintained under Section 189 of the Act.
  - a) In our opinion and according to the information and explanations given to us, the terms and conditions of the grant of loans are prima facie not prejudicial to the interest of the Company.
  - b) In respect of the loans granted by the Company, there were no stipulations with respect to repayment of principal and interest amounts.
  - c) As informed to us, having regard to the terms and conditions of the loans, there are no overdue amount outstanding in respect of such loans and interest thereon.
- (iv) In our opinion and according to the information and explanations given to us, the Company has complied with the provisions of Section 185 and 186 of the Act, with respect to the loans and investments made. Further, there are no guarantee given and security provided in respect of which provisions of Sections 185 and 186 of the Act are applicable.
- (v) The Company has not accepted any deposit within the meaning of section 73 to 76 or any other relevant provisions of the Act and the rules framed there under. The directives issued by the Reserve Bank of India are not applicable to the Company.
- (vi) We have broadly reviewed the books of account maintained by the Company in respect of products where pursuant to the rules made by the Central Government, the maintenance of Cost records has been prescribed under section 148(1) of the Act and are of the opinion that, prima facie, the prescribed accounts and records have been made and maintained. We, however, as not required, have not made a detailed examination of such records.
- vii)
  - (a) According to the information and explanations given to us and based on the examination of the records of the Company as provided to us, the Company is regular in depositing undisputed statutory dues including provident fund, employees’ state insurance, income tax, goods and service tax, customs duty, cess and other statutory dues, to the extent applicable, with appropriate authorities and no undisputed amounts payable in respect of the aforesaid dues were outstanding as at 31st March, 2021 for a period of more than six months from the date of becoming payable.
  - (b) The disputed statutory dues aggregating to Rs. 28.06 Lakh that have not been deposited on account of matters pending before appropriate authorities are as under:

Name of the Statute	Nature of the Dues	Period to which pertain	Amount (₹ in Lakhs)	Forum where the dispute is pending
Income Tax Act, 1961	Income Tax	2013-14	5.78	Commissioner of Income Tax (Appeals)- 17
Finance Act, 1994	Service Tax	August, 2012 to March, 2015	22.28	Commissioner of CGST and Central Excise
<b>Total</b>			<b>28.06</b>	

\*Rs. 67.01 lakh paid under protest

#Rs. 1.81 lakh paid under protest



## **“Annexure A” to the Independent Auditors’ Report**

- (viii) The Company has not defaulted in repayment of loans or borrowings to bank. The Company has not taken any loan from financial institutions or Government and has not issued any debentures.
- (ix) As per records examined by us, the Company has not raised any money by way of initial public offer or further public offer (including debt instruments) during the year. On the basis of our examination of records and according to the information and explanations given to us, money raised by way of term loans have been applied for the purpose for which the loans were obtained.
- (x) According to the information and explanations given to us and as per records examined by us, no material fraud by the Company or on the Company by its officers or employees has been noticed or reported during the year.
- (xi) According to the information and explanations given to us and based on our examination of the records of the Company, the Company has paid/provided for managerial remuneration in accordance with the requisite approvals mandated by the provisions of section 197 read with Schedule V to the Act.
- (xii) In our opinion, the Company is not a nidhi company. Therefore, clause (xii) of paragraph 3 of the said order is not applicable to the Company.
- (xiii) According to the information and explanations given to us and based on our examination of the records of the Company, transactions with the related parties are in compliance with sections 177 and 188 of the Act where applicable and details of such transactions have been disclosed in the financial statements as required by the applicable accounting standards.
- (xiv) According to the information and explanations given to us and based on our examination of the records of the Company, the Company has not made any preferential allotment or private placement of shares or fully or partly convertible debentures during the year.
- (xv) According to the information and explanations given to us and based on our examination of the records of the Company, the Company has not entered into non-cash transactions with directors or persons connected with them. Accordingly, clause (xv) of paragraph 3 of the said order is not applicable to the Company.
- (xvi) According to the information and explanations given to us, the provisions of Section 45-IA of the Reserve Bank of India Act, 1934 are not applicable to the Company.

For **G.P. Agrawal & Co.**

*Chartered Accountants*

Firm's Registration No. - 302082E

**(CA. Radhika Singhania)**

*Partner*

Membership No. 310691

UDIN: 21310691AAAAAP8247

Place of Signature : Pune

Date : The 29th day of June, 2021



## **“Annexure B” to the Independent Auditors’ Report**

### **Report on the Internal Financial Controls under Clause (i) of sub-section 3 of section 143 of the Companies Act, 2013 (“the Act”)**

We have audited the internal financial controls over financial reporting of International Conveyors Limited (“the Company”) as of 31st March, 2021 in conjunction with our audit of the standalone financial statements of the Company for the year ended on that date.

#### **Management’s Responsibility for Internal Financial Controls**

The Company’s management is responsible for establishing and maintaining internal financial controls based on the internal control over financial reporting criteria established by the Company considering the essential components of internal control stated in the Guidance Note on Audit of Internal Financial Controls over Financial Reporting issued by the Institute of Chartered Accountants of India (ICAI). These responsibilities include the design, implementation and maintenance of adequate internal financial controls that were operating effectively for ensuring the orderly and efficient conduct of its business, including adherence to Company’s policies, the safeguarding of its assets, the prevention and detection of frauds and errors, the accuracy and completeness of the accounting records, and the timely preparation of reliable financial information, as required under the Act.

#### **Auditor’s Responsibility**

Our responsibility is to express an opinion on the Company’s internal financial controls over financial reporting based on our audit. We conducted our audit in accordance with the Guidance Note on Audit of Internal Financial Controls Over Financial Reporting (the “Guidance Note”) and the Standards on Auditing, issued by ICAI and deemed to be prescribed under section 143(10) of the Act, to the extent applicable to an audit of internal financial controls, both issued by the ICAI. Those Standards and the Guidance Note require that we comply with ethical requirements and plan and perform the audit to obtain reasonable assurance about whether adequate internal financial controls over financial reporting were established and maintained and if such controls operated effectively in all material respects.

Our audit involves performing procedures to obtain audit evidence about the adequacy of the internal financial controls system over financial reporting and their operating effectiveness. Our audit of internal financial controls over financial reporting included obtaining an understanding of internal financial controls over financial reporting, assessing the risk that a material weakness exists, and testing and evaluating the design and operating effectiveness of internal control based on the assessed risk. The procedures selected depend on the auditor’s judgement, including the assessment of the risks of material misstatement of the Standalone Ind AS Financial Statements, whether due to fraud or error.

We believe that the audit evidence we have obtained is sufficient and appropriate to provide a basis for our audit opinion on the Company’s internal financial controls system over financial reporting.

#### **Meaning of Internal Financial Controls Over Financial Reporting**

A company’s internal financial control over financial reporting is a process designed to provide reasonable assurance regarding the reliability of financial reporting and the preparation of financial statements for external purposes in accordance with generally accepted accounting principles. A company’s internal financial control over financial reporting includes those policies and procedures that:

- (1) Pertain to the maintenance of records that, in reasonable detail, accurately and fairly reflect the transactions and dispositions of the assets of the Company;
- (2) Provide reasonable assurance that transactions are recorded as necessary to permit preparation of financial statements in accordance with generally accepted accounting principles, and that receipts and expenditures of the Company are being made only in accordance with authorisations of management and directors of the Company; and
- (3) Provide reasonable assurance regarding prevention or timely detection of unauthorised acquisition, use, or disposition of the Company’s assets that could have a material effect on the financial statements.

## Annexure “B” to the Independent Auditors’ Report

### Inherent Limitations of Internal Financial Controls Over Financial Reporting

Because of the inherent limitations of internal financial controls over financial reporting, including the possibility of collusion or improper management override of controls, material misstatements due to error or fraud may occur and not be detected. Also, projections of any evaluation of the internal financial controls over financial reporting to future periods are subject to the risk that the internal financial control over financial reporting may become inadequate because of changes in conditions, or that the degree of compliance with the policies or procedures may deteriorate.

### Opinion

In our opinion, the Company has, in all material respects, an adequate internal financial controls system over financial reporting and such internal financial controls over financial reporting were operating effectively as at 31st March, 2021, based on the internal control over financial reporting criteria established by the Company considering the essential components of internal control stated in the Guidance Note on Audit of Internal Financial Controls Over Financial Reporting issued by the ICAI.

For **G.P. Agrawal & Co.**

*Chartered Accountants*

Firm's Registration No. - 302082E

**(CA. Radhika Singhania)**

*Partner*

Membership No. 310691

UDIN: 21310691AAAAAP8247

Place of Signature : Pune

Date : The 29th day of June, 2021

## Balance Sheet as at March 31, 2021

(₹ in lakh)

Particulars	Note No.	As at March 31, 2021	As at March 31, 2020
<b>I. ASSETS</b>			
<b>(1) Non - current assets</b>			
(a) Property, plant and equipment	3	1,569.62	1,413.54
(b) Capital work in progress	3	-	128.41
(c) Intangible assets	4	1.37	0.53
(d) Financial assets			
(i) Investment	5	17,064.61	12,467.67
(ii) Loans	6	55.39	34.82
(iii) Other financial assets	7	460.01	461.75
(e) Non - current tax assets (net)	8	161.22	167.12
(f) Deferred tax assets (net)	9	73.05	351.22
(g) Other non - current assets	10	0.25	828.69
<b>(2) Current Assets</b>			
(a) Inventories	11	2,401.07	2,691.88
(b) Financial assets			
(i) Trade receivables	12	1,580.78	2,920.68
(ii) Cash and cash equivalents	13	34.80	90.62
(iii) Bank balances other than cash and cash equivalents	14	12.22	10.66
(iv) Loans	15	231.40	321.21
(v) Other financial assets	16	113.13	37.62
(c) Other current assets	17	695.79	425.73
<b>Total Assets</b>		<b>24,454.71</b>	<b>22,352.15</b>
<b>II. EQUITY AND LIABILITIES</b>			
<b>Equity</b>			
(a) Share capital	18	675.00	675.00
(b) Other equity	19	16,244.57	12,896.50
<b>Liabilities</b>			
<b>(1) Non-current liabilities</b>			
(a) Financial liabilities			
(i) Borrowings	20	14.63	8.98
(b) Provisions	21	35.44	33.93
<b>(2) Current liabilities</b>			
(a) Financial liabilities			
(i) Borrowings	22	4,867.48	6,584.79
(ii) Trade payables	23		
Total outstanding dues of micro enterprises and small enterprises		155.25	26.67
Total outstanding dues of creditors other than micro enterprises and small enterprises		1,851.20	1,606.45
(iii) Other financial liabilities	24	7.15	20.21
(b) Other current liabilities	25	301.59	394.80
(c) Provisions	26	302.40	104.82
<b>Total Equity and Liabilities</b>		<b>24,454.71</b>	<b>22,352.15</b>

Corporate information

Significant accounting policies and estimates

Other disclosures

The accompanying notes 1 to 37 are an integral part of the standalone financial statements.

As per our report of even date attached.

**For G. P. Agrawal & Co.**

Chartered Accountants

Firm's Registration No. - 302082E

**(CA. Radhika Singhania)**

Partner

Membership No. 310691

Place of Signature: Pune

Date: June 29, 2021

**For and on behalf of the Board of Directors**

**Yamini Dabirwala**

Director

DIN: 00567378

Singapore

**R.K. Dabirwala**

Managing Director

DIN No. 00086658

Singapore

**Dipti Sharma**

Company Secretary

Kolkata

**A.K. Gulgulia**

Chief Financial Officer

Kolkata

**Statement of Profit and Loss** for the year ended March 31, 2021

(₹ in lakh)

Particulars	Note No.	Year ended March 31, 2021	Year ended March 31, 2020
I. Revenue from operations	27	16,622.42	9,130.28
II. Other income	28	760.30	785.05
III. <b>Total income (I+II)</b>		<b>17,382.72</b>	<b>9,915.33</b>
IV. <b>Expenses:</b>			
Cost of materials consumed	29	8,460.60	4,619.98
Purchases of stock-in-trade	30	453.20	769.46
Changes in inventories of finished goods, stock-in-trade and work-in-progress	31	629.53	(1,162.00)
Employee benefits expense	32	1,357.36	1,071.24
Finance costs	33	522.95	987.51
Depreciation and amortisation expense	3	172.98	177.20
Other Expenses	34	3,734.12	2,929.13
<b>Total expenses</b>		<b>15,330.74</b>	<b>9,392.52</b>
V. <b>Profit before tax (III) - (IV)</b>		<b>2,051.98</b>	<b>522.81</b>
VI. <b>Tax expense:</b>	35		
Current tax		465.45	38.00
Deferred tax		65.14	(359.46)
VII. <b>Profit for the year (V-VI)</b>		<b>1,521.39</b>	<b>844.27</b>
VIII. <b>Other comprehensive income</b>	37		
(i) Items that will not be reclassified to Profit or Loss		2,092.82	(3,465.49)
(ii) Income tax relating to items that will not be reclassified to Profit or Loss		(213.03)	351.40
<b>Total other comprehensive income</b>		<b>1,879.79</b>	<b>(3,114.09)</b>
IX. <b>Total comprehensive income for the year (VII+VIII)</b>		<b>3,401.18</b>	<b>(2,269.82)</b>
X. <b>Earnings per equity share (Nominal value per share Re. 1/-)</b> (Refer Note No. 37.5)			
- Basic		2.25	1.25
- Diluted		2.25	1.25
<b>No. of shares used in computing earnings per share</b>			
- Basic		6,75,00,000	6,75,00,000
- Diluted		6,75,00,000	6,75,00,000

Corporate information

1

Significant accounting policies and estimates

2

Other disclosures

37

The accompanying notes 1 to 37 are an integral part of the standalone financial statements.

As per our report of even date attached.

**For G. P. Agrawal & Co.**

Chartered Accountants

Firm's Registration No. - 302082E

**(CA. Radhika Singhania)**

Partner

Membership No. 310691

Place of Signature: Pune

Date: June 29, 2021

**For and on behalf of the Board of Directors****Yamini Dabriwala**

Director

DIN: 00567378

Singapore

**Dipti Sharma**

Company Secretary

Kolkata

**R.K. Dabriwala**

Managing Director

DIN No. 00086658

Singapore

**A.K. Gulgulia**

Chief Financial Officer

Kolkata

## Cash Flow Statement for the year ended March 31, 2021

(₹ in lakh)

Particulars	Year ended March 31, 2021	Year ended March 31, 2020
<b>A. CASH FLOW FROM OPERATING ACTIVITIES</b>		
Net Profit/(Loss) before tax	2,051.98	522.81
<b>Adjustments to reconcile profit before tax to net cash flow provided by operating activities :</b>		
Depreciation and amortisation expense	172.98	177.20
Provision for expected credit loss	0.81	57.30
Employees Compensation Account	81.89	–
Sundry balances written off	–	4.08
(Profit)/Loss on sale/discard of property, plant and equipment	(0.22)	0.16
Profit on sale of non-current investment	–	(192.97)
Liquidated damages / rebate and discount	206.24	83.37
Dividend from non-current investment	(70.05)	(17.64)
Finance costs	522.95	987.51
Interest income	(208.37)	(270.63)
Sundry balance written back	(6.32)	(4.57)
Unrealised Foreign exchange gain	(27.25)	–
<b>Operating profit before working capital changes</b>	<b>2,724.64</b>	<b>1,346.62</b>
<b>Adjustments to reconcile operating profit to cash flow provided by changes in working capital :</b>		
(Increase)/ Decrease in inventories	290.81	(1,617.93)
(Increase)/ Decrease in other current financial assets	(50.52)	38.80
(Increase)/ Decrease in trade receivables	1,160.10	80.33
(Increase)/ Decrease in other non-current and current assets	558.37	497.95
Increase/ (Decrease) in trade payables	379.65	76.76
Increase/ (Decrease) in other non-current and current liabilities	(93.23)	344.95
Increase/ (Decrease) in other financial liabilities	–	(0.25)
Increase/ (Decrease) in long term and short term provisions	24.71	19.20
	<b>2,269.89</b>	<b>(560.19)</b>
Cash generated from operations	<b>4,994.53</b>	<b>786.43</b>
Direct Taxes (paid)/refund received	(459.54)	(59.92)
<b>Net cash from/(used in) operating activities</b>	<b>4,534.99</b>	<b>726.51</b>
<b>B. CASH FLOW FROM INVESTING ACTIVITIES</b>		
Addition to property, plant and equipment and intangible assets	(201.50)	(38.24)
Sale of property, plant and equipment	0.23	0.23
Purchase of investments	(2,283.24)	(1,426.62)
Proceeds from sale of investments	125.00	4,078.68
Loan given to parties	(24.65)	(56.87)
Loan repaid by parties	77.38	1,085.95
Dividend received	65.23	83.32
Deposits made with bank (original maturity more than 3 months)	4.10	20.71
Interest received	28.39	175.18
<b>Net cash from/(used in) investing activities</b>	<b>(2,209.06)</b>	<b>3,922.34</b>

**Cash Flow Statement** for the year ended March 31, 2021

(₹ in lakh)

Particulars	Year ended March 31, 2021	Year ended March 31, 2020
<b>C. CASH FLOW FROM FINANCING ACTIVITIES</b>		
Proceeds from long term borrowings	10.91	15.00
Repayment of long term borrowings	(4.01)	(1.86)
Proceeds/ (repayment) of short term borrowings (net)	(1,555.50)	(3,819.91)
Dividend paid (including corporate dividend tax thereon)	(135.00)	(40.69)
Interest paid	(698.15)	(723.02)
<b>Net cash from/(used in) Financing Activities</b>	<b>(2,381.75)</b>	<b>(4,570.48)</b>
Net Increase/(Decrease) in Cash and Cash Equivalents	<b>(55.82)</b>	78.37
Cash and Cash Equivalents at the beginning of the year	90.62	12.25
Cash and Cash Equivalents at the end of the year (Refer Note 13)	<b>34.80</b>	<b>90.62</b>

**Notes :**

- Cash flow statement has been prepared under the "Indirect Method" as set out in the Indian Accounting Standard (Ind AS)- 7 on Statement of Cash Flows.
- Addition to property, plant and equipment include movement of Capital work-in-progress during the year.
- Cash and cash equivalents do not include any amount which is not available to the Company for its use.
- Cash and cash equivalents as at the Balance Sheet date consists of:

Particulars	As at March 31, 2021	As at March 31, 2020
Balances with banks on current accounts	21.85	71.22
Cash on hand	12.34	18.86
Others- Silver coins	0.61	0.54
<b>Closing cash and cash equivalents</b>	<b>34.80</b>	<b>90.62</b>

- Figures in brackets represent cash outflow from respective activities.
- As breakup of Cash and cash equivalents is also available in Note No. 13, reconciliation of items of Cash and cash equivalents as per Cash Flow Statement with the respective items reported in the Balance Sheet is not required and hence not provided.

The accompanying notes 1 to 37 are an integral part of the standalone financial statements.

As per our report of even date attached.

**For G. P. Agrawal & Co.**

Chartered Accountants

Firm's Registration No. - 302082E

**(CA. Radhika Singhanian)**

Partner

Membership No. 310691

Place of Signature: Pune

Date: June 29, 2021

**For and on behalf of the Board of Directors**

**Yamini Dabriwala**

Director

DIN: 00567378

Singapore

**Dipti Sharma**

Company Secretary

Kolkata

**R.K. Dabriwala**

Managing Director

DIN No. 00086658

Singapore

**A.K. Gulgulia**

Chief Financial Officer

Kolkata

# Statement of changes in equity for the year ended March 31, 2021

## (a) Equity Share Capital

(₹ in lakh)

For the year ended March 31, 2021			For the year ended March 31, 2020		
Balance as at April 1, 2020	Changes in equity share capital during the year	Balance as at March 31, 2021	Balance as at April 1, 2019	Changes in equity share capital during the year	Balance as at March 31, 2020
675.00	—	675.00	675.00	—	675.00

## (b) Other Equity

Particulars	Reserve and surplus					Other Comprehensive Income		Total
	Capital Reserve	Security Premium Reserve	General Reserve	Employee share options (net)	Retained earnings	Equity instruments through other comprehensive income	Remeasurement of defined benefit plans	
Balance at 1st April, 2019	39.42	1,885.50	5,504.58	—	(787.05)	8,585.02	(20.46)	15,207.01
Profit/(Loss) for the year	—	—	—	—	844.27	—	—	844.27
Other Comprehensive Income (net of tax)	—	—	—	—	—	(3,098.24)	(15.85)	(3,114.09)
<b>Total Comprehensive Income for the year</b>	—	—	—	—	<b>844.27</b>	<b>(3,098.24)</b>	<b>(15.85)</b>	<b>(2,269.82)</b>
Dividend paid	—	—	—	—	(33.75)	—	—	(33.75)
Dividend distribution tax	—	—	—	—	(6.94)	—	—	(6.94)
Transfer from other comprehensive income (remeasurement of defined benefit obligation)(net of tax) to retained earning	—	—	—	—	(15.85)	—	15.85	—
<b>Balance at March 31, 2020</b>	<b>39.42</b>	<b>1,885.50</b>	<b>5,504.58</b>	<b>—</b>	<b>0.68</b>	<b>5,486.78</b>	<b>(20.46)</b>	<b>12,896.50</b>
Profit/(Loss) for the year	—	—	—	—	1,521.39	—	—	1,521.39
Other Comprehensive Income (net of tax)	—	—	—	—	—	2,003.40	(123.61)	1,879.79
<b>Total Comprehensive Income for the year</b>	—	—	—	—	<b>1,521.39</b>	<b>2,003.40</b>	<b>(123.61)</b>	<b>3,401.18</b>
Addition during the year	—	—	—	81.89	—	—	—	81.89
Transfer from Retained Earning/ To General Reserve	—	—	500.00	—	(500.00)	—	—	—
Dividend paid	—	—	—	—	(135.00)	—	—	(135.00)
Dividend distribution tax	—	—	—	—	—	—	—	—
Transfer from other comprehensive income (remeasurement of defined benefit obligation)(net of tax) to retained earning	—	—	—	—	(174.39)	—	174.39	—
<b>Balance at March 31, 2021</b>	<b>39.42</b>	<b>1,885.50</b>	<b>6,004.58</b>	<b>81.89</b>	<b>712.68</b>	<b>7,490.18</b>	<b>30.32</b>	<b>16,244.57</b>

Corporate information 1  
 Significant accounting policies and estimates 2  
 The accompanying notes 1 to 37 are an integral part of the standalone financial statements.

As per our report of even date attached.

**For G. P. Agrawal & Co.**

Chartered Accountants

Firm's Registration No. - 302082E

**(CA. Radhika Singhania)**

Partner

Membership No. 310691

Place of Signature: Pune

Date: June 29, 2021

**For and on behalf of the Board of Directors**

**Yamini Dabriwala**

Director

DIN: 00567378

Singapore

**Dipti Sharma**

Company Secretary

Kolkata

**R.K. Dabriwala**

Managing Director

DIN No. 00086658

Singapore

**A.K. Gulgulia**

Chief Financial Officer

Kolkata



## Notes Forming Part of the Financial Statements as at March 31, 2021

### 1. Corporate Information

International Conveyors Limited ("ICL" or "the Company") is a public limited incorporated and domiciled in India. The registered office of the Company is situated at Falta SEZ, Sector-II, near Pump House No. 3 Village & Mouza- Akalmegh, Akalmegh-743504.

The Company's shares are listed on The Bombay Stock Exchange Limited and The Calcutta Stock Exchange Limited.

Its business consists of:

- (a) Manufacturing and trading of Conveyor Belting,
- (b) Trading of Ply Conveyor Belting, Steel Cord Conveyor Belting and fitting and accessories, and
- (c) Generation and Sale of Power.

The financial statements for the year ended March 31, 2021 was approved for issue by the Board of Directors of the Company on June 29, 2021 and is subjected to the adoption by the shareholders in the ensuing Annual General Meeting.

### 2A. Significant accounting policies

#### 2.1 Statement of Compliance with Ind AS

These financial statements have been prepared in accordance with Indian Accounting Standards (Ind AS) specified under Section 133 of the Companies Act, 2013 ('the Act'). The financial statements have also been prepared in accordance with the relevant presentation requirements of the Act.

#### 2.2 Basis of preparation

These financial statements have been prepared in accordance with Ind AS under the historical cost basis except for the following:

- i) Certain financial assets and financial liabilities (including derivative instruments) - measured at fair value, and
- ii) Defined benefits plan – plan assets measured at fair value.

Historical cost is generally based on the fair value of the consideration in exchange for goods and services.

All assets and liabilities have been classified as current or non-current as per the Company's normal operating cycle and other criteria set out in Schedule III to the Companies Act, 2013.

The Company has ascertained its operating cycle as 12 months for the purpose of current and non-current classification of assets and liabilities.

The financial statements including notes thereon are presented in Indian Rupees ("Rupees" or "Rs."), which is the Company's functional and presentation currency. All amounts disclosed in the financial statements including notes thereon have been rounded off to the nearest lakh as per the requirement of Schedule III to the Act, unless stated otherwise.

Accounting policies have been consistently applied except where a newly issued Indian Accounting Standard is initially adopted or a revision to an existing Indian Accounting Standard requires a change in the accounting policy hitherto in use.

#### 2.3 Property, plant and equipment (PPE), depreciation and amortization

- a) All Property, plant and equipment are stated at cost of acquisition with subsequent improvements thereto. Cost of acquisition includes taxes, duties, inward freight and installation expenses.

Expenditure incurred on improvements/ modifications of fixed assets that increases the future benefits from the existing asset beyond its previously assessed standard of performance, e.g., increase in capacity / efficiency, are capitalized.

- b) Depreciation is provided on written down value method as per Schedule II of the Companies Act, 2013 based on the useful life of the assets. In case of certain items of Plant and Equipments where useful life ranging from 10 to 30 years has been considered based on technical assessment, which is different from the useful life prescribed under Schedule II of the Companies Act, 2013. However, assets costing ₹ 5,000/- or less are depreciated fully in the year of addition. Leasehold land is amortized over the period of lease.



## Notes Forming Part of the Financial Statements as at March 31, 2021

Additions on account of improvements/ modifications, which becomes an integral part of the existing asset and either do not have separate identity and/or are not capable of being used after the existing asset is disposed off, are depreciated over the remaining useful life of the assets (improved /modified) they are attached with.

### c) Intangible Assets

Intangible assets are stated at cost of acquisition less accumulated amortization. Computer software packages are amortized over a period of five year on straight line basis.

## 2.4 Financial instruments

Financial assets and financial liabilities are recognized in the Balance sheet when the Company becomes a party to the contractual provisions of the instrument. The Company determines the classification of its financial assets and financial liabilities at initial recognition based on its nature and characteristics.

### (a) Financial assets

#### (i) Initial recognition and measurement

All financial assets are recognized initially at fair value plus, in the case of financial assets not recorded at fair value through profit or loss, transaction costs that are attributable to the acquisition of the financial asset. The financial assets include equity and debt securities, trade and other receivables, loans and advances, cash and bank balances and derivative financial instruments.

#### (ii) Subsequent measurement

**For the purpose of subsequent measurement, financial assets are classified in the following categories:**

- 1) At amortized cost,
- 2) At fair value through other comprehensive income (FVTOCI), and
- 3) At fair value through profit or loss (FVTPL).

#### **Debt instruments at amortised cost**

**A 'debt instrument' is measured at the amortized cost if both the following conditions are met:**

- 1) The asset is held within a business model whose objective is to hold the asset for collecting contractual cash flows, and
- 2) Contractual terms of the asset give rise on specified dates to cash flows that are solely payments of principal and interest on the principal amount outstanding.

After initial measurement, such financial assets are subsequently measured at amortized cost using the effective interest rate (EIR) method. Amortized cost is calculated by taking into account any discount or premium on acquisition and fees or costs that are an integral part of the EIR.

#### **Equity investments**

All equity investments in the scope of Ind AS 109 are measured at fair value except in case of investment in subsidiary carried at deemed cost and associate carried at cost. Deemed cost is the carrying amount under the previous GAAP as at the transition date i.e. April 1, 2016.

Equity instruments included within the FVTPL category, if any, are measured at fair value with all changes recognized in profit or loss. The Company may make an irrevocable election to present in OCI subsequent changes in the fair value. The Company makes such election on an instrument-by-instrument basis. The classification is made on initial recognition and is irrevocable.

When the fair value has been determined based on level 3 inputs, the difference between the fair value at initial recognition and the transaction price is deferred and after initial recognition deferred difference is recognized as gain or loss to the extent it arises from change in input to valuation technique.

If the Company decides to classify an equity instrument at FVTOCI, then all fair value changes on the instrument, excluding dividends, are recognized in OCI. There is no recycling of the amounts from OCI to profit or loss, even on



## Notes Forming Part of the Financial Statements as at March 31, 2021

sale of investment. However, the Company may transfer the cumulative gain or loss within equity.

### (iii) **De-recognition**

The Company derecognizes a financial asset only when the contractual rights to the cash flows from the asset expires or it transfers the financial asset and substantially all the risks and rewards of ownership of the asset.

## 2.5 Financial liabilities

### (i) **Initial recognition and measurement**

All financial liabilities are recognized initially at fair value and, in the case of financial liabilities classified at amortized cost, net of directly attributable transaction costs.

The financial liabilities include trade and other payables, loans and borrowings including bank overdrafts, derivative financial instruments, etc.

### (ii) **Subsequent measurement**

**For the purpose of subsequent measurement, Financial liabilities are classified in two categories**

- 1) Financial liabilities at amortized cost, and
- 2) Derivative instruments at fair value through profit or loss (FVTPL).

#### **Financial liabilities at amortised cost**

After initial recognition, financial liabilities are subsequently measured at amortized cost using the EIR method. Gains and losses are recognized in profit or loss when the liabilities are derecognized as well as through the EIR amortization process.

Amortized cost is calculated by taking into account any discount or premium on acquisition and fees or costs that are an integral part of the EIR. The EIR amortization is included as finance costs in the Statement of Profit and Loss.

### (iii) **De-recognition**

A financial liability is derecognized when the obligation under the liability is discharged or cancelled or expires.

## 2.6 Derivative financial instruments

### **Initial recognition and subsequent measurement**

A derivative financial instrument, such as forward currency contracts and interest rate swaps are used to hedge foreign currency risks and interest rate risks respectively and includes options. Such derivative financial instruments are initially recognized at fair value on the date on which a derivative contract is entered into and are subsequently re-measured at fair value.

Derivatives are carried as financial assets when the fair value is positive and as financial liabilities when the fair value is negative. Any gains or losses arising from changes in the fair value of derivatives are taken directly to profit or loss.

When the fair value has been determined based on level 3 inputs, the difference between the fair value at initial recognition and the transaction price is deferred and after initial recognition deferred difference is recognized as gain or loss to the extent it arises from change in input to valuation technique.

## 2.7 Offsetting of financial instruments

Financial assets and financial liabilities including derivative instruments are offset and the net amount is reported in the Balance sheet, if there is currently enforceable legal right to offset the recognized amounts and there is an intention to settle on a net basis or to realize the assets and settle the liabilities simultaneously.

## 2.8 Fair value measurement

Fair value is a market-based measurement, not an entity-specific measurement. Under Ind AS, fair valuation of financial instruments is guided by Ind AS 113 "Fair Value Measurement".

For some assets and liabilities, observable market transactions or market information might be available. For other assets and liabilities, observable market transactions and market information might not be available. However, the objective of a

## Notes Forming Part of the Financial Statements as at March 31, 2021

fair value measurement in both cases is the same to estimate the price at which an orderly transaction to sell the asset or to transfer the liability would take place between market participants at the measurement date under current market conditions (i.e. an exit price at the measurement date from the perspective of a market participant that holds the asset or owes the liability).

Three widely used valuation techniques specified in the said Ind AS are the market approach, the cost approach and the income approach which have been dealt with separately in the said Ind AS.

Each of the valuation techniques stated as above proceeds on different fundamental assumptions, which have greater or lesser relevance, and at times there is no relevance of a particular methodology to a given situation. Thus, the methods to be adopted for a particular purpose must be judiciously chosen. The application of any particular method of valuation depends on the company being evaluated, the nature of industry in which it operates, the company's intrinsic strengths and the purpose for which the valuation is made.

In determining the fair value of financial instruments, the Company uses a variety of methods and assumptions that are based on market conditions and risks existing at each balance sheet date.

**The Company uses the following hierarchy for determining and disclosing the fair value of financial instruments by valuation technique:**

**Level 1 :** Quoted prices (unadjusted) in active markets for identical assets or liabilities.

**Level 2 :** Inputs other than quoted prices included within Level 1 that are observable for the asset or liability, either directly or indirectly.

**Level 3 :** Inputs for the assets or liabilities that are not based on observable market data (unobservable inputs).

### 2.9 Inventories

Inventories are valued at lower of the cost and net realizable value. The cost in respect of raw materials and stores and spares is determined on FIFO basis and in respect of finished goods and stock in process is determined on average basis. Cost of raw materials and stores and spares include the taxes and duties other than those recoverable from taxing authorities and expenses incidental to the procurement of the same. Cost in case of stock-in-process and finished goods represent prime cost and appropriate portion of overheads.

### 2.10 Impairments of Assets

#### (a) Non-financial assets

Property, plant and equipment and intangible assets are reviewed at each Balance Sheet date for impairment. In case events and circumstances indicate any impairment, recoverable amounts of fixed assets is determined. An impairment loss is recognized, whenever the carrying amount of assets belonging to the Cash Generating Unit (CGU) exceeds recoverable amount. The recoverable amount is the greater of assets net selling price or its value in use. In assessing the value in use, the estimated future cash flows from the use of assets are discounted to their present value as appropriate. An impairment loss is reversed if there has been change in the recoverable amount and such loss either no longer exists or has decreased. Impairment loss/reversal thereof is adjusted to the carrying value of the respective assets, which in case of CGU, are allocated to its assets on a prorate basis.

#### (b) Financial assets

The Company recognizes loss allowances using the expected credit loss (ECL) model for the financial assets which are not fair valued through profit or loss.

ECL impairment loss allowance is measured at an amount equal to lifetime ECL.

ECL impairment loss allowance (or reversal) recognized during the period is recognized as income or expense in the Statement of Profit and Loss. This amount is reflected under the head "Other expenses" in the profit or loss. ECL is presented as an allowance, i.e. as an integral part of the measurement of those assets in the Balance sheet. The allowance reduces the net carrying amount.

Until the asset meets write-off criteria, the Company does not reduce impairment allowance from the gross carrying



## Notes Forming Part of the Financial Statements as at March 31, 2021

amount.

### 2.11 Foreign Currency Transaction

Transactions in Foreign Currencies are accounted for at the exchange rate prevailing as on the date of the transaction. Foreign Currency monetary assets and liabilities at the year end are translated using closing rates whereas non monetary assets are translated at the rate on the date of transaction. The loss or gain thereon and also on the exchange differences on settlement of the foreign currency transaction during the year are recognized as revenue or expenses in the Statement of Profit and Loss.

### 2.12 Revenue Recognition

#### a) Revenue from Operations:

Revenue is recognized to the extent it is probable that economic benefits would flow to the Company and the revenue can be reliably measured, regardless of when the revenue proceeds is received from customers.

Revenue is measured at fair value of the consideration received/receivable taking into account contractually defined terms of payment and excluding taxes or duties collected on behalf of the Government.

Revenue is measured based on the consideration specified in a contract with a customer and excludes amounts collected on behalf of third parties. The Company recognizes revenue when it transfers control over a product or service to customers in accordance with Ind AS 115.

The Company recognizes revenue to depict the transfer of promised goods or services to customers in amounts that reflect the payment to which the Company expects to be entitled in exchange for those goods or services by applying the following steps:

Step-1 - Identify the contract with a customer;

Step-2 - Identify the performance obligations in the contract;

Step-3 - Determine the transaction price;

Step-4 - Allocate the transaction price to the performance obligations in the contract;

Step-5 - Recognize the revenue when (or as) the Company satisfies a performance obligation.

#### b) Sale of Electricity

Sale of Electricity is accounted for on delivery of Electricity to grid in terms of agreement with the Electricity Board.

#### Other Income:

#### a) Interest income

For all debt instruments measured at amortized cost, interest income is recognized using the effective interest rate (EIR). Interest income is included in "Other income" in the Statement of Profit and Loss.

#### b) Insurance and other claims are accounted for as and when admitted or realized.

#### c) Dividend is recognized when the right to receive is established.

#### d) All other income are accounted for on accrual basis.

### 2.13 Expenses

All expenses are accounted for on accrual basis.

Expenses under primary heads such as salary, wages, consumption of stores etc., are being shown under respective heads and have not been functionally reclassified.

### 2.14 Employee Benefits

Short term employee benefits are recognized as an expenses at the undiscounted amount in the Statement of Profit and Loss of the year in which the related service is rendered.

The Company has Defined Contribution Plan for its employees retirement benefits comprising of Provident Fund and Pension Fund. The Company makes regular contribution to Provident Fund, which are fully funded and administered by the Government.

## Notes Forming Part of the Financial Statements as at March 31, 2021

Contributions are recognized in Statement of Profit and Loss on accrual basis.

The Company has Defined Benefit Plan comprising of Gratuity and Leave Encashment schemes. The Company contributes to the Gratuity Fund under the Group Gratuity Cash Accumulation Scheme with Life Insurance Corporation (LIC) for future payment of gratuity liability to its employees. Consequent to the adoption of Indian Accounting Standard 19 (Ind AS 19) on "Employee Benefits", the liability for the Gratuity and Leave Encashment as at the year end has been determined on the basis of an independent actuarial valuation in accordance with the method stated in Ind AS 19 Revised and such liability has been adjusted/ provided in these financial statements.

The actuarial gain and losses comprise experience judgment and are recognized in the Statement of Profit and Loss in the year in which they arise.

### 2.15 Grants

Government Grants are recognized at fair value when there is reasonable assurance that the grant would be received and the Company would comply with all the conditions attached with them.

### 2.16 Borrowing Cost

Borrowing Cost that are directly attributable to the acquisition or construction of a qualifying asset are capitalized as part of the cost of such asset till such time that is required to complete and prepare the asset to get ready for its intended use.

All other borrowing cost are charged to the statement of Profit and Loss in the period in which they are incurred.

### 2.17 Taxes

Income tax expense comprises current tax and deferred tax and is recognized in the Statement of Profit and Loss except to the extent it relates to items directly recognized in Equity or in OCI.

#### a) Current income tax

Current income tax assets and liabilities for the current and prior periods are measured at the amount expected to be recovered from or paid to the taxation authorities using the tax rates and tax laws that are enacted or substantively enacted by the balance sheet date and applicable for the period.

Current tax items in correlation to the underlying transaction relating to OCI and Equity are recognized in OCI and in Equity respectively.

Management periodically evaluates positions taken in the tax returns with respect to situations in which applicable tax regulations are subject to interpretation and establishes provisions where appropriate on the basis of amounts expected to be paid to the tax authorities.

The Company offsets current tax assets and current tax liabilities, where it has a legally enforceable right to set off the recognized amounts and where it intends either to settle on a net basis or to realise the assets and settle the liabilities simultaneously.

#### b) Deferred income tax

Deferred income tax is recognized using the balance sheet approach. Deferred income tax assets and liabilities are recognized for deductible and taxable temporary differences arising between the tax base of assets and liabilities and their carrying amount in financial statements, except when the deferred income tax arises from the initial recognition of goodwill or an asset or liability in a transaction that is not a business combination and affects neither accounting nor taxable profits or loss at the time of the transaction.

Deferred tax assets are recognized for deductible temporary differences, the carry forward of unused tax credits and any unused tax losses to the extent that it is probable that taxable profit will be available against which the deductible temporary differences, and the carry forward of unused tax credits and unused tax losses can be utilized.

The carrying amount of deferred tax assets is reviewed at each balance sheet date and reduced to the extent that it is no longer probable that sufficient taxable profit will be available to allow all or part of the deferred tax assets to be utilized.

Unrecognized deferred tax assets are re-assessed at each balance sheet date and are recognized to the extent that it has



## Notes Forming Part of the Financial Statements as at March 31, 2021

become probable that future taxable profits will allow the deferred tax asset to be recovered.

Deferred tax assets and liabilities are measured at the tax rates that are expected to apply in the year when the asset is realized or the liability is settled, based on tax rates (and tax laws) that have been enacted or substantively enacted at the balance sheet date.

Deferred tax assets include Minimum Alternate Tax (MAT) paid in accordance with the tax laws to the extent it is likely to give future economic benefits in the form of availability to set off against future income tax liability. Accordingly, MAT is recognized as deferred tax asset in the balance sheet when the asset can be measured reliably and it is probable that the future economic benefit associated with the asset will be realized.

Deferred tax assets and deferred tax liabilities are offset if a legally enforceable right exists to set off deferred tax assets against deferred tax liabilities and the deferred taxes relate to the same taxable entity and the same taxation authority.

### 2.18 Provisions, Contingent Liabilities and Contingent Assets

Provisions involving substantial degree of estimation in measurement are recognized when there is a present obligation as a result of past events and it is probable that there will be an outflow of resources. Contingent Assets are neither recognized nor disclosed in the financial statement. Contingent Liabilities, if material, are disclosed by way of notes.

### 2.19 Earnings per share

- (a) Basic earnings per share are computed by dividing the net profit/(loss) after tax by the weighted average number of equity shares outstanding during the year.
- (b) Diluted earnings per share are computed by dividing the net profit/(loss) after tax by the weighted average number of equity shares considered for deriving basic earnings per share and also the weighted average number of equity shares which could be issued on the conversion of all dilutive potential equity shares. Dilutive potential equity shares are determined as at the end of each period presented. Dilutive potential equity shares are determined independently for each period presented.

### 2.20 Segment reporting

Operating segments are reported in a manner consistent with the internal reporting provided to the chief operating decision maker (CODM).

The chief operating decision-maker, who is responsible for allocating resources and assessing performance of the operating segments, has been identified as the Managing Director who makes strategic decisions.

The accounting policies adopted for segment reporting are in line with the accounting policies adopted for preparing and presenting the Financial Statements of the Company as a whole. In addition, the following specific accounting policies have been followed for segment reporting:

- a) Segment revenue includes sales and other income directly identifiable with/allocable to the segment including inter segment transfers.  
Inter segment transfers are accounted for based on the transaction price agreed to between the segments which is at cost in case of transfer of Company's intermediate and final products and estimated realizable value in case of by-products.
- b) Revenue, expenses, assets and liabilities are identified to segments on the basis of their relationship to the operating activities of the segment. Revenue, expenses, assets and liabilities which relate to the Company as a whole and are not allocable to segments on direct and/or on a reasonable basis, have been disclosed as "Unallocable".

### 2.21 Cash and cash equivalents

Cash and cash equivalents in the Balance sheet comprise cash on hand, cheques on hand, balance with banks on current accounts and short term, highly liquid investments with an original maturity of three months or less and which carry insignificant risk of changes in value.

For the purpose of the Cash Flow Statement, Cash and cash equivalents consist of Cash and cash equivalents, as defined above

## Notes Forming Part of the Financial Statements as at March 31, 2021

and net of outstanding book overdrafts as they are considered an integral part of the Company's cash management.

### 2.22 Cash Flow Statement

Cash flows are reported using the indirect method, whereby profit/loss before tax is adjusted for the effects of transactions of a non-cash nature, any deferrals or accruals of past or future operating cash receipts or payments and item of income or expenses associated with investing or financing flows. The cash flows from operating, investing and financing activities of the Company are segregated.

### 2B. Critical accounting judgements and key sources of estimation uncertainty

The preparation of the financial statements in conformity with the measurement principle of Ind AS requires management to make estimates, judgments and assumptions. These estimates, judgments and assumptions affect the application of accounting policies and the reported amounts of assets and liabilities, the disclosures of contingent assets and liabilities at the date of the financial statements and reported amounts of revenues and expenses during the period. Accounting estimates could change from period to period. Actual results could differ from those estimates. Appropriate changes in estimates are made as management becomes aware of changes in circumstances surrounding the estimates. Differences between the actual results and estimates are recognized in the year in which the results are known / materialized and, if material, their effects are disclosed in the notes to the financial statements.

Application of accounting policies that require significant areas of estimation, uncertainty and critical judgments and the use of assumptions in the financial statements have been disclosed below. The key assumptions concerning the future and other key sources of estimation uncertainty at the balance sheet date, that have a significant risk of causing a material adjustment to the carrying amount of assets and liabilities within the next financial year are discussed below:

The Company provides for tax considering the applicable tax regulations and based on reasonable estimates. Management periodically evaluates positions taken in the tax returns giving due considerations to tax laws and establishes provisions in the event if required as a result of differing interpretation or due to retrospective amendments, if any.

#### a) Income tax

Deferred income tax expense is calculated based on the differences between the carrying value of assets and liabilities for financial reporting purposes and their respective tax bases that are considered temporary in nature. Valuation of deferred tax assets is dependent on management's assessment of future recoverability of the deferred benefit. Expected recoverability may result from expected taxable income in the future, planned transactions or planned optimising measures. Economic conditions may change and lead to a different conclusion regarding recoverability.

#### (b) Fair value measurements and valuation processes:

Investments are measured at fair value for financial reporting purposes. Fair value measurements are categorised into Level 1, 2, or 3 based on the degree to which the inputs to the fair value measurements are observable and the significance of the inputs to the fair value measurement in its entirety.

Information about the valuation techniques and inputs used in determining the fair value of various assets and liabilities are disclosed in the notes to the financial statements.

#### (c) Estimation of Defined benefit obligations

The cost of the defined benefit gratuity plan and the present value of the gratuity obligation are determined using actuarial valuations. An actuarial valuation involves making various assumptions that may differ from actual developments in the future. These include the determination of the discount rate, future salary increases and mortality rates. Due to the complexities involved in the valuation and its long-term nature, a defined benefit obligation is highly sensitive to changes in these assumptions. All assumptions are reviewed at each financial year end.

The parameter most subject to change is the discount rate. In determining the appropriate discount rate for plans, the actuary considers the interest rates of government bonds.

The mortality rate is based on publicly available mortality tables. Those mortality tables tend to change only at interval in response to demographic changes. Future salary increases and gratuity increases are based on expected future inflation rates.



## Notes Forming Part of the Financial Statements as at March 31, 2021

### (d) Provisions and contingent liabilities

The Company has ongoing litigations with various regulatory authorities and third parties. Where an outflow of funds is believed to be probable and a reliable estimate of the outcome of the dispute can be made based on management's assessment of specific circumstances of each dispute and relevant external advice, management provides for its best estimate of the liability. Such accruals are by nature complex and can take number of years to resolve and can involve estimation uncertainty. Information about such litigations is provided in notes to the financial statements.

### 2.23 Recent Pronouncement

Effective 1st April, 2020, there were certain amendments in Indian Accounting Standards (Ind AS) vide Companies (Indian Accounting Standards) Amendment Rules, 2020 notifying amendment to existing Ind AS 1 'Presentation of Financial Statements', Ind AS 8 'Accounting Policies, Changes in Estimates and Errors', Ind AS 10 'Events after the Reporting Period', Ind AS 34 'Interim Financial Reporting', Ind AS 37 'Provisions, Contingent Liabilities and Contingent Assets', Ind AS 103 'Business Combinations', Ind AS 107 'Financial Instruments: Disclosures', Ind AS 109 'Financial Instruments', Ind AS 116 'Leases'.

Ind AS 1 has been modified to redefine the term 'Material' and consequential amendments have been made in Ind AS 8, Ind AS 10, Ind AS 34 and Ind AS 37.

Ind AS 103 dealing with 'Business Combination' has defined the term 'Business' to determine whether a transaction or event is a business combination.

Amendment to Ind AS 107 and 109 relate to hedging relationship directly affected by Interest Rate Benchmark reforms. The amendment among other things requires an entity to assume that Interest Rate Benchmark on which hedged cash flows are based is not altered as a result of Interest Rate Benchmark reforms.

Ind AS 116 dealing with 'Leases' permitted lessees, as a practical expedient, not to assess whether rent concessions that occur as a direct consequence of COVID-19 pandemic and meet specified conditions are lease modifications and, instead, to account for those rent concessions as if they were not lease modifications.

Revision in these standards did not have any material impact on the profit/loss and earning per share for the year.

Standards issued but not yet effective:

Ministry of Corporate Affairs ("MCA") notifies new standard or amendments to the existing standards. There is no such notification which would have been applicable from April 1, 2021.



## Notes Forming Part of the Financial Statements as at March 31, 2021

### 3. PROPERTY, PLANT AND EQUIPMENT AND CAPITAL WORK-IN-PROGRESS

(₹ in lakh)

Particulars	Freehold land	Leashold land	Buildings	Plant and Equipment	Wind Mill	Electrical Installation	Office equipment	Furniture and Fixtures	Vehicles	Total	Capital Work-in-progress
<b>Gross Block</b>											
<b>Gross Carrying Amount as at April 1, 2020</b>	8.50	0.45	406.72	1,330.28	465.66	18.69	24.23	14.59	29.03	2,298.15	128.41
Additions during the year	–	–	42.94	231.75	–	0.66	23.55	0.81	28.40	328.11	197.08
Adjustments/ deductions during the year	–	–	–	0.61	–	–	–	–	–	0.61	325.49
<b>Gross Carrying Amount as at March 31, 2021</b>	<b>8.50</b>	<b>0.45</b>	<b>449.66</b>	<b>1,561.42</b>	<b>465.66</b>	<b>19.35</b>	<b>47.78</b>	<b>15.40</b>	<b>57.43</b>	<b>2,625.65</b>	–
<b>Accumulated depreciation/amortisation as at April 1, 2020</b>	0.60	0.04	131.97	563.97	136.97	13.06	15.31	8.98	13.71	884.61	–
Depreciation/amortisation for the year	0.15	0.01	27.03	99.61	26.51	1.27	6.86	0.77	9.81	172.02	–
Adjustments/ deductions during the year	–	–	–	0.60	–	–	–	–	–	0.60	–
<b>Accumulated depreciation as at March 31, 2021</b>	<b>0.75</b>	<b>0.05</b>	<b>159.00</b>	<b>662.98</b>	<b>163.48</b>	<b>14.33</b>	<b>22.17</b>	<b>9.75</b>	<b>23.52</b>	<b>1,056.03</b>	–
<b>Net Carrying Amount as at March 31, 2021</b>	<b>7.75</b>	<b>0.40</b>	<b>290.66</b>	<b>898.44</b>	<b>302.18</b>	<b>5.02</b>	<b>25.61</b>	<b>5.65</b>	<b>33.91</b>	<b>1,569.62</b>	–
<b>Gross Block</b>											
<b>Gross Carrying Amount as at April 1, 2019</b>	8.50	0.45	399.73	1,318.89	465.66	18.69	20.70	14.20	22.36	2,269.18	119.70
Additions during the year	–	–	6.99	11.39	–	–	4.08	0.39	6.67	29.52	8.71
Adjustments/ deductions during the year	–	–	–	–	–	–	0.55	–	–	0.55	–
<b>Gross Carrying Amount as at March 31, 2020</b>	<b>8.50</b>	<b>0.45</b>	<b>406.72</b>	<b>1,330.28</b>	<b>465.66</b>	<b>18.69</b>	<b>24.23</b>	<b>14.59</b>	<b>29.03</b>	<b>2,298.15</b>	<b>128.41</b>
<b>Accumulated depreciation/amortisation as at April 1, 2019</b>	0.46	0.03	104.05	460.41	107.70	11.39	8.89	7.68	8.17	708.78	–
Depreciation/amortisation for the year	0.14	0.01	27.92	103.56	29.27	1.67	6.58	1.30	5.54	175.99	–
Adjustments/ deductions during the year	–	–	–	–	–	–	0.16	–	–	0.16	–
<b>Accumulated depreciation as at March 31, 2020</b>	<b>0.60</b>	<b>0.04</b>	<b>131.97</b>	<b>563.97</b>	<b>136.97</b>	<b>13.06</b>	<b>15.31</b>	<b>8.98</b>	<b>13.71</b>	<b>884.61</b>	–
<b>Net Carrying Amount as at March 31, 2020</b>	<b>7.90</b>	<b>0.41</b>	<b>274.75</b>	<b>766.31</b>	<b>328.69</b>	<b>5.63</b>	<b>8.92</b>	<b>5.61</b>	<b>15.32</b>	<b>1,413.54</b>	<b>128.41</b>

3.1 Refer Note 20(a)(i) and 22 in respect of charges created.

### 4. INTANGIBLE ASSETS

Particulars	Computer Software
<b>Gross Block</b>	
<b>Gross Carrying Amount as at April 1, 2020</b>	<b>16.78</b>
Additions during the year	1.80
Adjustments/ deductions during the year	–
<b>Gross Carrying Amount as at March 31, 2021</b>	<b>18.58</b>
<b>Accumulated depreciation/amortisation as at April 1, 2020</b>	<b>16.25</b>
Depreciation/amortisation for the year	0.96
Adjustments/ deductions during the year	–
<b>Accumulated depreciation as at March 31, 2021</b>	<b>17.21</b>
<b>Net Carrying Amount as at March 31, 2021</b>	<b>1.37</b>
<b>Gross Block</b>	
<b>Gross Carrying Amount as at April 1, 2019</b>	<b>16.78</b>
Additions during the year	–
Adjustments/ deductions during the year	–
<b>Gross Carrying Amount as at March 31, 2020</b>	<b>16.78</b>
<b>Accumulated depreciation/amortisation as at April 1, 2019</b>	<b>15.04</b>
Depreciation/amortisation for the year	1.21
Adjustments/ deductions during the year	–
<b>Accumulated depreciation as at March 31, 2020</b>	<b>16.25</b>
<b>Net Carrying Amount as at March 31, 2020</b>	<b>0.53</b>



## Notes Forming Part of the Financial Statements as at March 31, 2021

### 5. NON-CURRENT INVESTMENTS

(₹ in lakh)

Particulars	Ref Note No.	As at March 31, 2021		As at March 31, 2020	
		No. of Shares	Value	No. of Shares	Value
<b>(i) Investment in Equity Instruments</b>					
(Fully paid-up unless otherwise stated)					
<b>Quoted :</b>					
<b>(At fair value through Other Comprehensive Income)</b>					
Dunlop India Limited (Face Value of Share ₹ 10/- each)		25	-	25	-
Radaan Media Works (I) Limited (Face Value of Share ₹ 2/- each)		63,190	0.48	63,190	0.80
Tide Water Oil (India) Limited (Face Value of Share ₹ 5/- each)		445	19.25	445	14.25
Elpro International Limited (Face Value of Share ₹ 1/- each)		2,69,60,077	11,161.47	2,48,70,160	8,157.41
Ambuja Cements Limited (Face Value of Share ₹ 2/- each)	2	15,000	46.31	-	-
SBI Cards and Payment Services Limited (Face Value of Share ₹ 10/- each)	2	65,043	604.48	-	-
Central Depository Services (India) Limited (Face Value of Share ₹ 10/- each)	2	20,000	131.21	-	-
Chambal Fertilisers & Chemicals Ltd. (Face Value of Share ₹ 10/- each)	2	19,500	44.62	-	-
Coal India Ltd. (Face Value of Share ₹ 10/- each)	2	35,307	46.04	-	-
Graphite India Ltd. (Face Value Of Share ₹ 2/- each)	2	40,000	204.76	-	-
Heg Ltd. (Face Value of Share ₹ 10/- each)	2	13,000	190.34	-	-
Hindustan Zinc Ltd. (Face Value of Share ₹ 2/- each)	2	16,779	45.77	-	-
Info Edge (India) Ltd. (Face Value of Share ₹ 10/- each)	2	1,000	42.76	-	-
Jindal Saw Limited (Face Value Of Share ₹ 2/- each)	2	45,000	33.37	-	-
Larsen & Toubro Ltd. (Face Value of Share ₹ 2/- each)	2	6,884	97.64	-	-
Radico Khaitan Limited (Face Value Of Share ₹ 2/- each)	2	7,000	39.26	-	-
Sarda Energy & Minerals Limited (Face Value of Share ₹ 10/- each)	2	4,000	16.75	-	-
			<b>12,724.51</b>		<b>8,172.46</b>
<b>Unquoted :</b>					
<b>Trade (At cost)</b>					
<b>In Subsidiary Companies</b>					
International Belting Limited (Face Value of Share ₹10/- each)		7,50,000	729.00	7,50,000	729.00
Conveyor Holdings Pte Ltd. (Face Value of Share \$1/- each)		25,03,802	1,661.67	25,03,802	1,661.67
International Conveyors America Limited (Face Value of Share \$.0001 each)		10,000	-	10,000	-
			<b>2,390.67</b>		<b>2,390.67</b>
<b>Others (At fair value through Other Comprehensive Income)</b>					
I G E (India) Private Limited (Face Value of Share ₹ 1/- each)		7,846	33.66	7,846	35.66
Dabri Properties and Trading Company Limited (Face Value of Share ₹ 10/- each)		60	0.03	60	0.07
R.C.A.Limited (Face Value of Share ₹ 5/- each)		27,096	29.38	27,096	28.94
			<b>63.07</b>		<b>64.67</b>
<b>Investment In Preference Shares (At amortised cost)</b>					
<b>In 12 % Non-Convertible Preference Shares of</b>					
Elpro International Limited (Face Value of Share ₹10/- each)	1	4,40,000	1,886.36	4,40,000	1,714.87

## Notes Forming Part of the Financial Statements as at March 31, 2021

(₹ in lakh)

### 5. NON-CURRENT INVESTMENTS

(₹ in lakh)

Particulars	Ref Note No.	As at March 31, 2021		As at March 31, 2020	
		No. of Shares	Value	No. of Shares	Value
<b>In 6 % Non-Cumulative Redeemable Optionally Convertible Preference Shares of</b>					
Ring Investrade Private Limited (Face Value of Share ₹ 10/- each)		—	—	12,50,000	125.00
			<b>1,886.36</b>		<b>1,839.87</b>
			<b>17,064.61</b>		<b>12,467.67</b>
Aggregate amount of Quoted Investments			<b>12,724.51</b>		8,172.46
Aggregate market value of Quoted Investments			<b>12,724.51</b>		8,172.46
Aggregate amount of Un-Quoted Investments			<b>4,340.10</b>		4,295.21

- Note:**
- These preference shares will have the maximum term of 15 years from the date of allotment. However, these shares can be redeemed earlier at the option of the Company. The dividend on these preference shares will be cumulative and will be receivable at the rate of 12% p.a.
  - Shares pledged with Bajaj Finance Limited for Loan Against Shares (LAS) Facilities.

**Notes Forming Part of the Financial Statements** as at March 31, 2021

(₹ in lakh)

Particulars	As at March 31, 2021	As at March 31, 2020
<b>6 LOANS (Unsecured, considered good)</b>		
Security deposit	55.39	34.82
	<b>55.39</b>	<b>34.82</b>

Particulars	As at March 31, 2021	As at March 31, 2020
<b>7 OTHER FINANCIAL ASSETS</b>		
<b>Non-current (Unsecured, considered good)</b>		
Fixed deposit with banks (Bank deposits with more than 12 months maturity)	421.20	427.77
Dividend receivable	38.81	33.98
	<b>460.01</b>	<b>461.75</b>

Particulars	As at March 31, 2021	As at March 31, 2020
<b>8 NON- CURRENT TAX ASSETS (NET)</b>		
Advance tax including tax deducted at source	2,884.25	2,424.70
Less: Provision for taxation	2,724.29	2,258.84
Advance fringe benefit tax	13.50	13.50
Less: Provision for taxation	12.24	12.24
	<b>161.22</b>	<b>167.12</b>

**9 DEFERRED TAX ASSETS/(LIABILITIES) (NET)**

As at March 31, 2021

Particulars	Opening Balance	Recognized in profit or loss	Recognized in other comprehensive income	Closing Balance
<b>Tax effect of items constituting deferred tax liabilities</b>				
Property, plant and equipment	133.59	9.55	–	143.14
Investment	(101.62)	(137.79)	263.81	24.40
	<b>31.97</b>	<b>(128.24)</b>	<b>263.81</b>	<b>167.54</b>
<b>Tax effect of items constituting deferred tax assets</b>				
Expenses allowable on payment basis	37.66	7.03	50.78	95.47
Unabsorbed depreciation	330.26	(217.33)	–	112.93
Provision for doubtful debt and deposit	15.27	16.92	–	32.19
	<b>383.19</b>	<b>(193.38)</b>	<b>50.78</b>	<b>240.59</b>
<b>Net deferred tax Assets/ (liability)</b>	<b>351.22</b>	<b>(65.14)</b>	<b>(213.03)</b>	<b>73.05</b>

## Notes Forming Part of the Financial Statements as at March 31, 2021

(₹ in lakh)

As at March 31, 2020

Particulars	Opening Balance	Recognized in profit or loss	Recognized in other comprehensive income	Closing Balance
<b>Tax effect of items constituting deferred tax liabilities</b>				
Property, plant and equipment	159.25	(25.66)	–	133.59
Investment	447.01	(203.75)	(344.88)	(101.62)
	<b>606.26</b>	<b>(229.41)</b>	<b>(344.88)</b>	<b>31.97</b>
<b>Tax effect of items constituting deferred tax assets</b>				
Expenses allowable on payment basis	30.99	0.15	6.52	37.66
Unabsorbed depreciation	193.06	137.20	–	330.26
Provision for doubtful debt and deposit	22.57	(7.30)	–	15.27
	<b>246.62</b>	<b>130.05</b>	<b>6.52</b>	<b>383.19</b>
<b>Net deferred tax Assets/ (liability)</b>	<b>(359.64)</b>	<b>359.46</b>	<b>351.40</b>	<b>351.22</b>

Particulars	As at March 31, 2021	As at March 31, 2020
<b>10 OTHER NON- CURRENT ASSETS</b>		
(Unsecured, considered good)		
Capital advances	–	825.00
Advances other than capital advances		
- With statutory authorities	0.25	0.25
- Others	–	3.44
	<b>0.25</b>	<b>828.69</b>

Particulars	As at March 31, 2021	As at March 31, 2020
<b>11 INVENTORIES</b>		
(Valued at lower of cost and net realisable value)		
Raw materials	1,015.94	693.93
Raw materials in transit	13.66	–
Work-in-progress	585.59	420.56
Finished goods	231.71	501.14
Finished goods in transit	362.51	647.16
Stock in trade	145.21	387.46
Stock in trade in transit	4.63	2.86
Stores and spares	41.27	34.95
Loose tools	0.55	3.82
	<b>2,401.07</b>	<b>2,691.88</b>

**Notes Forming Part of the Financial Statements** as at March 31, 2021

(₹ in lakh)

Particulars	As at March 31, 2021	As at March 31, 2020
<b>12 TRADE RECEIVABLES</b>		
<b>Unsecured</b>		
Considered Good	1,580.78	2,920.68
Credit impaired	58.11	57.30
Less: Allowance for credit loss	(58.11)	(57.30)
	–	–
	<b>1,580.78</b>	<b>2,920.68</b>

Particulars	As at March 31, 2021	As at March 31, 2020
<b>13 CASH AND CASH EQUIVALENTS</b>		
<b>Balances with banks</b>		
On Current accounts	21.85	71.22
Cash on hand	12.34	18.86
Others- Silver Coins	0.61	0.54
	<b>34.80</b>	<b>90.62</b>

Particulars	As at March 31, 2021	As at March 31, 2020
<b>14 BANK BALANCES OTHER THAN CASH AND CASH EQUIVALENTS</b>		
Fixed deposit with bank (Original maturity period upto 12 months)	10.47	8.00
Unpaid dividend accounts	1.75	2.66
	<b>12.22</b>	<b>10.66</b>

Particulars	As at March 31, 2021	As at March 31, 2020
<b>15 LOANS</b>		
<b>Unsecured, considered good</b>		
Loans and advances to other bodies corporate	204.15	209.55
Security deposits	27.25	111.66
	231.40	321.21
<b>Credit impaired</b>		
	52.45	52.45
Less: Allowance for credit loss	(52.45)	(52.45)
	–	–
	<b>231.40</b>	<b>321.21</b>

## Notes Forming Part of the Financial Statements as at March 31, 2021

(₹ in lakh)

### Note :

1. Disclosure pursuant to Regulation 34(3) of Securities and Exchange Board of India (SEBI) (Listing Obligations and Disclosure Requirements) Regulations, 2015

Loans and advances in the nature of loan to subsidiaries	Amount outstanding as at March 31, 2021	Maximum amount outstanding during the year 2020-21	Amount outstanding as at March 31, 2020	Maximum amount outstanding during the year 2019-20
Conveyor Holdings Pte Limited	–	–	–	666.45
International Conveyors America Limited, INC	–	–	–	1.19

2. Loans and advances are receivable on demand. The purpose of the utilisation of loan by the loanee Company is for general corporate purpose.

Particulars	As at March 31, 2021		As at March 31, 2020	
<b>16 OTHER FINANCIAL ASSETS</b>				
(Unsecured, considered good)				
Interest accrued but not due on				
Fixed deposits with banks	55.89		32.20	
Others	3.66	59.55	2.36	34.56
<b>Others</b>				
- CMPDI Fees	3.06		3.06	
- Receivable on account of derivative contract	50.52	53.58	–	3.06
	<b>113.13</b>		<b>37.62</b>	

Particulars	As at March 31, 2021		As at March 31, 2020	
<b>17 OTHER CURRENT ASSETS</b>				
(Unsecured, considered good)				
Advances other than capital advances				
Other advances				
- With statutory authorities	475.67		257.80	
- Advances to suppliers and others	128.41		51.70	
- Others	91.71		116.23	
	<b>695.79</b>		<b>425.73</b>	

**Notes Forming Part of the Financial Statements** as at March 31, 2021

(₹ in lakh)

Particulars	As at March 31, 2021		As at March 31, 2020	
	No. of shares	Amount	No. of shares	Amount
<b>18 EQUITY SHARE CAPITAL</b>				
(a) <b>Authorised</b>				
Equity shares of par value ₹ 1/- each	9,80,00,000	980.00	9,80,00,000	980.00
Preference shares of par value ₹ 100/- each	20,000	20.00	20,000	20.00
		<b>1,000.00</b>		<b>1,000.00</b>
(b) <b>Issued, subscribed and fully paid up</b>				
Equity shares of par value ₹ 1/- each	6,75,00,000	675.00	6,75,00,000	675.00
(c) <b>Forfeited shares</b>	250	`- @	250	`- @
		<b>675.00</b>		<b>675.00</b>

₹ @ ₹ 250/- shown as nil due to rounding off.

- (d) There is no movement in the number of shares outstanding at the beginning and at the end of the reporting period.
- (e) Out of the above issued shares, the Company has only one class of equity shares having a par value of ₹ 1/- each. The dividend proposed by the Board of Directors is subject to the approval of shareholders in the ensuing Annual General Meeting. Each holder of equity shares is entitled to one vote per share. In the event of liquidation, the equity shareholders are eligible to receive the remaining assets of the Company after distribution of all preferential amount in proportion of their shareholding.
- (f) **Details of the shareholders holding more than 5% shares of the total number of equity shares issued by the Company:**

Name of the shareholder	As at March 31, 2021		As at March 31, 2020	
	No. of shares held	% of holding	No. of shares held	% of holding
Surbhit Dabriwala	1,23,24,859	18.26	1,23,24,859	18.26
Cresta Fund Limited	50,00,000	7.41	50,00,000	7.41
I G E (India) Private Limited	1,85,88,608	27.54	1,04,88,608	15.54

Particulars	As at March 31, 2021	As at March 31, 2020
<b>19 OTHER EQUITY</b>		
(a) <b>Capital reserves</b>		
Balances as per last account	<b>39.42</b>	<b>39.42</b>
(b) <b>General reserve</b>		
Balances as per last account	5,504.58	5,504.58
Add : Transferred from Surplus	500.00	-
	<b>6,004.58</b>	<b>5,504.58</b>



## Notes Forming Part of the Financial Statements as at March 31, 2021

(₹ in lakh)

Particulars	As at March 31, 2021	As at March 31, 2020
<b>(c) Securities Premium</b>		
Balances as per last account	1,885.50	1,885.50
<b>(d) Employee share options (net)</b>		
Stock Options Outstanding Account	81.89	–
<b>(e) Retained earnings</b>		
Balance as per last account	0.68	(787.05)
Add: Net profit for the year	1,521.39	844.27
Add: Transfer from other comprehensive income	(174.39)	(15.85)
Less: Appropriations		
Transferred to General Reserve	(500.00)	–
Equity dividend	(135.00)	(33.75)
Tax on equity dividend	–	(6.94)
	<b>712.68</b>	<b>0.68</b>
<b>(f) Other comprehensive income</b>		
Balances as per last account	5,466.32	8,564.56
Add: Other comprehensive income for the year	1,879.79	(3,114.09)
Less: Transferred to retained earnings	174.39	15.85
	<b>7,520.50</b>	<b>5,466.32</b>
<b>Other Equity (a+b+c+d+e+f)</b>	<b>16,244.57</b>	<b>12,896.50</b>

### Notes:

- General Reserve -General reserve is a free reserve and can be utilised for any general purpose like issue of bonus shares, payment of dividend, buy back of shares etc.
- Securities Premium – The amount received in excess of the par value has been classified as Securities premium.
- Retained earnings – Retained earnings represents the amount of accumulated earnings of the Company.
- Capital Reserve – The amount represents capital subsidy received from Government of Maharashtra.
- The share options outstanding account is used to record the fair value of equity-settled share-based payment transactions with employees. The amounts recorded in share options outstanding account will be transferred to securities premium upon exercise of stock options and will be transferred to general reserve on account of stock options not exercised by employees.

**Notes Forming Part of the Financial Statements** as at March 31, 2021

(₹ in lakh)

Particulars	As at March 31, 2021	As at March 31, 2020
<b>20 NON-CURRENT BORROWINGS</b>		
Carried at amortized cost		
<b>Secured loans</b>		
<b>Vehicle finance loan</b>		
From bank	14.63	8.98
	<b>14.63</b>	<b>8.98</b>

**(a) Nature of securities**

- (i) Vehicle finance loan from banks and others are secured by hypothecation of vehicles acquired against the said loan.

**(b) Terms of repayment**

Name of the banks/entities	Rate of interest (ROI)	Amount outstanding as at March 31, 2021		Amount outstanding as at March 31, 2020		Period of maturity w.r.t the balance sheet date as at March 31, 2021	No. of installments outstanding as at March 31, 2021	Amount of each installments
		Current	Non current	Current	Non current			
HDFC Bank #	10.00%	2.16	0.38	2.51	1.99	14 Months	14	0.19
ICICI Bank #	9.25%	1.56	6.21	1.66	6.99	52 Months	52	Note -2
ICICI Bank #	8.60%	0.84	4.02	—	—	54 Months	53	Note -3
ICICI Bank #	8.60%	0.83	4.02	—	—	54 Months	53	Note -3
	<b>Total</b>	<b>5.39</b>	<b>14.63</b>	<b>4.17</b>	<b>8.98</b>			

**Note:**

- # Installment includes interest.
- 1st & 2nd Installment is ₹ Nil, 3rd to 63rd Installment is ₹ 0.18 Lakh and 64th Installment is ₹ 0.03 Lakh.
- Each Installment is ₹ 0.11 Lakh

Particulars	As at March 31, 2021	As at March 31, 2020
<b>21 LONG TERM PROVISIONS</b>		
Provision for employee benefits - unavailed leave (Refer Note No. 37.6)	25.44	24.50
Provision for decommissioning of assets	10.00	9.43
	<b>35.44</b>	<b>33.93</b>

## Notes Forming Part of the Financial Statements as at March 31, 2021

(₹ in lakh)

Particulars	As at March 31, 2021	As at March 31, 2020
<b>22 SHORT TERM BORROWINGS</b>		
<b>Secured Loan</b>		
From Bank		
- Working capital facilities from banks (Repayable on demand)	1,799.02	1,361.08
<b>From Others</b>		
- LAS facilities from Bajaj Finance Limited (Repayable on demand)	617.47	–
<b>Unsecured Loan</b>		
From Bodies corporate	2,450.99	5,223.71
	<b>4,867.48</b>	<b>6,584.79</b>

### Nature of securities

Working Capital facility from Bank are secured by hypothecation of Company's entire stock, book debts and other current assets both present and future and also secured by first charge on fixed assets of the Company including land and building (both units at Aurangabad and Falta). This is further secured by personal guarantee by one of the directors of the Company. (b) LAS facilities from Bajaj Finance Limited are secured by pledge of some of the equity shares (Refer Note No.5.)

Particulars	As at March 31, 2021	As at March 31, 2020
<b>23 TRADE PAYABLES</b>		
<b>Trade payables</b>		
Total outstanding dues of micro enterprises and small enterprises (Refer Note No. 37.3)	155.25	26.67
Total outstanding dues of creditors other than micro enterprises and small enterprises	1,851.20 2,006.45	1,606.45 1,633.12
	<b>2,006.45</b>	<b>1,633.12</b>

Particulars	As at March 31, 2021	As at March 31, 2020
<b>24 OTHER CURRENT FINANCIAL LIABILITIES</b>		
Current maturities of vehicle finance loan	5.39	4.17
Interest accrued but not due on borrowings	–	13.38
<b>Other payables</b>		
- Unpaid dividend	1.76	2.66
	<b>7.15</b>	<b>20.21</b>
Note:		
Refer Note no.20 (a)(i) for details of security.		

**Notes Forming Part of the Financial Statements** as at March 31, 2021

(₹ in lakh)

Particulars	As at March 31, 2021	As at March 31, 2020
<b>25 OTHER CURRENT LIABILITIES</b>		
Statutory liabilities	55.50	55.87
Others	246.09	338.93
	<b>301.59</b>	<b>394.80</b>

Particulars	As at March 31, 2021	As at March 31, 2020
<b>26 SHORT TERM PROVISIONS</b>		
Provision for employee benefits		
- Unavailed leave	28.37	11.44
- Gratuity (Refer Note No. 37.6)	274.03	93.38
	<b>302.40</b>	<b>104.82</b>

Particulars	Year ended March 31, 2021	Year ended March 31, 2020
<b>27 REVENUE FROM OPERATIONS</b>		
<b>Sale of Products</b>		
PVC fire resistant antistatic solid woven coal conveyor belting	15,770.35	8,271.49
Trading Goods		
Ply and steel cord conveyor belting	—	33.81
Fittings and accessories	592.00	461.01
Wind Energy*	190.32	260.42
	<b>16,552.67</b>	<b>9,026.73</b>
<b>Other Operating Revenue</b>		
Miscellaneous sales	28.77	14.98
Sundry balance written back	6.32	4.57
Duty credit scrip received	34.66	84.00
	<b>16,622.42</b>	<b>9,130.28</b>

\* Total number of units generated and sold# (in Kwh units)

# Net of 9782 units (Previous year 7013 units) being transmission loss

**57,74,113****71,98,940**

## Notes Forming Part of the Financial Statements as at March 31, 2021

(₹ in lakh)

Particulars	Year ended March 31, 2021	Year ended March 31, 2020
<b>28 OTHER INCOME</b>		
Interest income on financial assets carried at amortized cost	208.37	270.63
Dividend income	70.05	17.64
Rent	0.30	0.29
Foreign exchange gain (net)		
Realised	331.15	202.56
Unrealised	27.25 358.40	– 202.56
Profit on sale of non-current investment	–	192.97
Profit on sale of investment (Speculation)	0.03	–
Profit on Sale of Property, Plant and Equipment (Net)	0.22	–
Insurance Claim Received	11.68	–
Other receipts	111.25	100.96
	<b>760.30</b>	<b>785.05</b>

Particulars	Year ended March 31, 2021	Year ended March 31, 2020
<b>29 COST OF MATERIALS CONSUMED</b>		
Polyester yarn	2,851.73	1,664.64
Spun yarn	75.26	51.83
Cotton yarn	614.14	316.10
Chemicals		
(i) PVC Resin	1,810.73	879.77
(ii) Phosphate Plasticizer	1,234.81	724.49
(iii) Others	1,873.93	983.15
	<b>8,460.60</b>	<b>4,619.98</b>

Particulars	Year ended March 31, 2021	Year ended March 31, 2020
<b>30 PURCHASE</b>		
Purchase of stock in trade:		
Ply and steel cord conveyor belting	–	120.66
Fittings and accessories	453.20	648.80
	<b>453.20</b>	<b>769.46</b>

**Notes Forming Part of the Financial Statements** for the year ended March 31, 2021

(₹ in lakh)

Particulars	Year ended March 31, 2021	Year ended March 31, 2020
<b>31 CHANGE IN INVENTORIES OF FINISHED GOODS, WORK IN PROGRESS AND STOCK IN TRADE</b>		
<b>Opening stock</b>		
Finished goods (including in transit )	1,148.30	440.88
Work-in-process	420.56	293.70
Stock in trade (including in transit )	390.32	62.60
	<b>1,959.18</b>	<b>797.18</b>
<b>Less : Closing stock</b>		
Finished goods (including in transit )	594.22	1,148.30
Work-in-process	585.59	420.56
Stock in trade (including in transit )	149.84	390.32
	<b>1,329.65</b>	<b>1,959.18</b>
	<b>629.53</b>	<b>(1,162.00)</b>

Particulars	Year ended March 31, 2021	Year ended March 31, 2020
<b>32 EMPLOYEE BENEFIT EXPENSE</b>		
Salaries and allowances	1,193.25	990.98
Contribution to provident and other funds	30.46	24.65
Staff welfare expenses	133.65	55.61
	<b>1,357.36</b>	<b>1,071.24</b>

Particulars	Year ended March 31, 2021	Year ended March 31, 2020
<b>33 FINANCE COST</b>		
Interest expense	463.75	936.92
Other Borrowing Cost	59.20	50.59
	<b>522.95</b>	<b>987.51</b>

## Notes Forming Part of the Financial Statements for the year ended March 31, 2021

(₹ in lakh)

Particulars	Year ended March 31, 2021		Year ended March 31, 2020	
<b>34 OTHER EXPENSES</b>				
Consumption of stores and spare parts		43.02		22.92
Power and fuel		550.60		370.62
Rent		19.05		25.31
Repairs				
Buildings	200.63		0.25	
Machinery	110.71		96.41	
Others	165.86	477.20	85.74	182.40
Insurance		22.82		27.34
Rates and taxes		11.99		5.42
Travelling and conveyance		53.26		78.06
Directors' fees		9.65		4.65
Payment to auditor				
As auditor for statutory audit	1.70		1.70	
For taxation matters	0.30		0.30	
For other services	3.20	5.20	2.53	4.53
Transport, packing and forwarding		1,036.45		1,021.29
Commission on sales		39.56		318.77
Legal and professional fees		536.45		215.27
Subscription and donation		602.28		401.06
Allowance for credit loss		0.81		57.30
Loss on sale of property, plant and equipment		–		0.16
Loss on sale of non-current investment		0.03		–
Miscellaneous expenses		325.75		194.03
		<b>3,734.12</b>		<b>2,929.13</b>

Particulars	Year ended March 31, 2021		Year ended March 31, 2020	
<b>35 TAX EXPENSE</b>				
<b>A. Amount recognised in profit or loss</b>				
Current tax		415.00		38.00
Income Tax for earlier years		50.45		–
<b>Total current tax</b>		<b>465.45</b>		<b>38.00</b>
Deferred tax		65.14		(359.46)
<b>Total</b>		<b>530.59</b>		<b>(321.46)</b>

**Notes Forming Part of the Financial Statements** for the year ended March 31, 2021

(₹ in lakh)

Particulars	Year ended March 31, 2021	Year ended March 31, 2020
<b>35 TAX EXPENSE</b>		
<b>B. Amount recognised in Other Comprehensive Income</b>		
<b>Deferred tax</b>		
On items that will not be reclassified to profit or loss		
Remeasurement gains/(losses) on defined benefit plans	(50.78)	(6.52)
Equity instruments through other comprehensive income	263.81	(344.88)
	<b>213.03</b>	<b>(351.40)</b>
<b>Reconciliation of Tax Expense</b>		
Profit before tax	2,051.98	522.81
Applicable tax rate	29.120%	29.120%
<b>Computed tax expense (A)</b>	<b>597.54</b>	<b>152.24</b>
<b>Adjustments for:</b>		
Income exempt for tax purpose	–	(0.24)
Effect of tax on accounts	(66.95)	(473.46)
<b>Net adjustments (B)</b>	<b>(66.95)</b>	<b>(473.70)</b>
<b>Tax expense recognised in profit or loss (A + B)</b>	<b>530.59</b>	<b>(321.46)</b>

Particulars	Year ended March 31, 2021	Year ended March 31, 2020
<b>36 OTHER COMPREHENSIVE INCOME</b>		
<b>Items that will not be reclassified to profit or loss</b>		
Re-measurement of defined benefit plans	(174.39)	(22.37)
Gains/(Losses) on measuring equity instruments through other comprehensive income	2,267.21	(3,443.12)
	2,092.82	(3,465.49)
Less: Income tax relating to items that will not be reclassified to profit or loss	213.03	(351.40)
	<b>1,879.79</b>	<b>(3,114.09)</b>



## Notes Forming Part of the Financial Statements as at March 31, 2021

### 37 OTHER DISCLOSURES

1. Contingent liabilities and commitments (to the extent not provided for) in respect of : (₹ in lakh)

Particulars	As at March 31, 2021	As at March 31, 2020
<b>(a) Contingent liabilities</b>		
a) <b>Claims against the company not acknowledged as debt :</b>		
(i) Income Tax matter under Appeal	72.79	35.14
(ii) Service Tax matter under Appeal	24.09	24.09
b) <b>Guarantees :</b>		
(i) Guarantees given by bank on behalf of the Company	568.41	477.16

- 1(a) The Company's pending litigation comprises of claim against the Company and proceeding pending tax/statutory/ Government authorities. The Company has reviewed all its pending litigations and proceedings and has made adequate provisions, and disclosed the contingent liabilities, where applicable, in its Financial Statements. The Company does not expects the outcome of these proceedings to have a material impact on its financial position. Future cash outflows in respect of [a (i), (ii) & (iii)] above are dependent upon the outcome of judgments / decisions.

- (b) Estimated amount of contracts remaining to be executed and not provided for :

Particulars	As at March 31, 2021	As at March 31, 2020
a) On capital account	15.81	9.13

### 2 Movement in Expected Credit Losses

Particulars	As at March 31, 2021	As at March 31, 2020
Balance at the beginning of the year	109.75	52.45
Charge in Statement of Profit and Loss	0.81	57.30
<b>Balance at the end of the year</b>	<b>110.56</b>	<b>109.75</b>

- 3 Based on the information/documents available with the Company, information as per the requirement of section 22 of the Micro, Small and Medium Enterprises Development Act, 2006 with respect to trade payables and payable to suppliers of capital goods are as follows:

#### DISCLOSURES UNDER SECTION 22 OF THE MICRO, SMALL AND MEDIUM ENTERPRISES DEVELOPMENT ACT, 2006 AND SCHEDULE III TO THE COMPANIES ACT, 2013:

Particulars	As at March 31, 2021	As at March 31, 2020
Balance of Trade Payables as at the end of the year		
Principal amount due to Micro Enterprises and Small Enterprises*	155.25	26.67
Interest amount due to Micro Enterprises and Small Enterprises	—	—
	<b>155.25</b>	<b>26.67</b>
Paid during the year		
Principal amount (including interest) paid to Micro Enterprises and Small Enterprises beyond the appointed date		
- Principal amount	983.33	235.88
- Interest thereon	—	—

**Notes Forming Part of the Financial Statements** as at March 31, 2021**37 OTHER DISCLOSURES (Contd.)****1. Contingent liabilities and commitments (to the extent not provided for) in respect of : (Contd.)** (₹ in lakh)

Particulars	As at March 31, 2021	As at March 31, 2020
Principal amount (excluding interest) paid to Micro Enterprises and Small Enterprises beyond the appointed date		
Others		
- The amount of interest accrued and remaining unpaid during the year	—	—
- The amount of further interest remaining due and payable even in the succeeding years	—	—
	<b>983.33</b>	<b>235.88</b>

Dues to Micro Enterprises and Small Enterprises have been determined to the extent such parties have been identified on the basis of information collected by the Management.

<b>4 Expenditure on Corporate Social Responsibility (CSR) activities:</b>	<b>2020-21</b>	<b>2019-20</b>
(a) Gross amount required to be spent by the Company during the year	—	—
(b) Amount spent during the year in cash	—	—

<b>5 Earning Per Share (EPS) :</b>	<b>Year ended 31.03.2021</b>	<b>Year ended 31.03.2020</b>
(a) Profit / (Loss) attributable to Shareholders (₹ in lakh)	1,521.39	844.27
(b) Weighted average number of Equity Shares	6,75,00,000	6,75,00,000
(c) Nominal Value of Equity Share (₹)	1	1
(d) Basic and Diluted EPS (₹)	2.25	1.25

**6 Employee Benefits:**

As per Indian Accounting Standard- 19 "Employee Benefits", the disclosures of Employee Benefits are as follows:

## a) Contributions to Defined Contribution Plan recognized as expenses for the year are as under:

Particulars	<b>2020-21</b>	<b>2019-20</b>
Employer's Contribution to Provident Fund	6.61	6.62
Employer's Contribution to Pension Fund	7.23	6.93
Employer's Contribution to Employees State Insurance Scheme	1.91	1.78

## b) The disclosure as per the Indian Accounting Standard 19 (AS-19) "Employee Benefits" are given below:

The Company operates post retirement benefit plans as following:

Funded: Gratuity.

Non Funded: Leave Encashment

## Notes Forming Part of the Financial Statements as at March 31, 2021

### 37 OTHER DISCLOSURES (Contd.)

#### 6 Employee Benefits (Contd.)

Disclosures for defined benefit plans based on actuarial reports as on March 31, 2021

(₹ in lakh)

Particulars	Gratuity (Funded)	
	2020-21	2019-20
<b>A. Expenses recognised in the Statement of Profit and Loss :</b>		
Current Service Cost	10.54	6.56
Past Service Cost	—	—
Net Interest on the net defined benefit liability/asset	6.08	4.54
Curtailment	—	—
Settlement	—	—
<b>Total Expenses recognized in the Statement of Profit and Loss*</b>	<b>16.62</b>	<b>11.10</b>
<b>B. Other comprehensive Income:</b>		
Actuarial (Gain)/Loss arising from :		
- Change in demographic assumptions	—	—
- Change in financial assumptions	0.77	20.08
- Change in experience assumptions	174.02	2.55
(Return)/Loss on plan assets excluding amount included in Interest Income	(0.40)	(0.27)
<b>Components of defined costs recognised in Other Comprehensive Income</b>	<b>174.39</b>	<b>22.36</b>
<b>C. Change in the Fair Value of Assets:</b>		
Fair Value of Plan Assets at the beginning of the year	148.59	169.08
Interest Income	10.41	11.63
Contributions by the Employer	10.53	—
Mortality Charges and Taxes	(0.17)	(0.18)
Benefits paid	(5.83)	(32.21)
Return on plan assets, excluding amount recognised in interest Income - Gains/ (Loss)	0.40	0.27
<b>Fair Value of Plan Assets at the end of the year</b>	<b>163.93</b>	<b>148.59</b>
<b>D. Change in Defined Benefit Obligations :</b>		
Present Value of Defined Benefit Obligations as at the beginning of the year	241.97	228.82
Current Service Cost	10.54	6.56
Past Service Cost	—	—
Interest Cost	16.49	16.17
Benefits Paid	(5.83)	(32.21)
Remeasurements on obligation - (Gains)/ Loss	174.79	22.63
<b>Present Value of Defined Benefit Obligations as at the end of the year</b>	<b>437.96</b>	<b>241.97</b>
<b>E. Net Asset / (Liability) recognised in the Balance Sheet as at the year end:</b>		
Present Value of Defined Benefit Obligations	437.96	241.97
Fair Value of Plan Assets	163.93	148.59
<b>Liability /(Assets) recognized in the Balance Sheet</b>	<b>274.03</b>	<b>93.38</b>

**Notes Forming Part of the Financial Statements** as at March 31, 2021**37 OTHER DISCLOSURES (Contd.)****6 Employee Benefits (Contd.)****Disclosures for defined benefit plans based on actuarial reports as on March 31, 2021**

(₹ in lakh)

Particulars	Gratuity (Funded)	
	2020-21	2019-20
<b>F. Principal Actuarial Assumptions used :</b>		
Discounted Rate (per annum) Compound	6.80%	6.90%
Expected Rate of return on Plan Assets	6.90%	7.60%
Rate of Salary increase (per annum)	10.00%	10.00%
Retirement Age (Year)	60	60
Mortality Rate	IALM(2012-14) Ultimate	IALM(2012-14) Ultimate
<b>G. Major category of Plan assets as a % of the Total Plan Assets as at the year end :</b>		
Government of India Securities	0.00%	0.00%
High quality corporate bonds	0.00%	0.00%
Equity shares of listed Companies	0.00%	0.00%
Property	0.00%	0.00%
Special deposit scheme	0.00%	0.00%
Funds managed by the insurer	100.00%	100.00%
Others	0.00%	0.00%
<b>H. Maturity analysis of the Benefit Payments :</b>		
Year 1	341.22	134.52
Year 2	12.97	24.68
Year 3	28.04	13.48
Year 4	8.45	28.71
Year 5	13.37	8.81
Next 5 Years	61.58	65.87
<b>I. Sensitivity analysis on Present value of Defined Benefit Obligations:</b>		
Discount rate + 100 basis point	430.68	234.83
Discount rate - 100 basis point	446.31	250.07
Salary increase rate + 100 basis point	444.81	248.60
Salary increase rate - 100 basis point	431.86	236.00
Withdrawal rate + 100 basis point	436.72	240.87
Withdrawal rate - 100 basis point	439.37	243.20
Sensitivity analysis indicates the influence of a reasonable change in certain significant assumptions on the outcome of the Present value of obligation (PVO) and aids in understanding the uncertainty of reported amounts. Sensitivity analysis is done by varying one parameter at a time and studying its impact.		

## Notes Forming Part of the Financial Statements as at March 31, 2021

### 37 OTHER DISCLOSURES (Contd.)

#### 6 Employee Benefits (Contd.)

Disclosures for defined benefit plans based on actuarial reports as on March 31, 2021

(₹ in lakh)

Particulars	Leave Encashment (Non Funded)	
	2020-21	2019-20
<b>A. Expenses recognized in the Statement of Profit and Loss :</b>		
Current Service Cost	4.08	3.22
Acquisition (Gain)/Loss	—	—
Past Service Cost	—	—
Net Interest (Income)/Expense	2.40	2.04
Curtailment	—	—
Settlement	—	—
Remeasurements Cost/ (credit) for the year	13.80	5.76
<b>Total Expenses recognized in the Statement of Profit and Loss *</b>	<b>20.28</b>	<b>11.02</b>
<b>B. Change in the Fair Value of Assets:</b>		
Fair Value of Plan Assets at the beginning of the year	—	—
Interest Income	—	—
Contributions by the Employer	—	—
Mortality Charges and Taxes	—	—
Benefits paid	—	—
Amount paid on settlement	—	—
Return/(Loss) on plan assets excluding amount included in Interest Income	—	—
<b>Fair Value of Plan Assets at the end of the year</b>	<b>—</b>	<b>—</b>
<b>C. Change in Defined Benefit Obligations :</b>		
Present Value of Defined Benefit Obligations as at the beginning of the year	35.94	28.94
Current Service Cost	4.08	3.22
Interest Cost	2.40	2.04
Benefits Paid	(2.41)	(4.02)
Actuarial (Gains)/ Losses	13.80	5.76
<b>Present Value of Defined Benefit Obligations as at the end of the year</b>	<b>53.81</b>	<b>35.94</b>
<b>D. Reconciliation of Present value of Defined Benefit Obligation and the Fair Value of Assets:</b>		
Present Value of Defined Benefit Obligations as at the end of the year	53.81	35.94
Fair Value of Plan Assets at the end of the year	—	—
<b>Liability /(Assets) recognized in the Balance Sheet</b>	<b>53.81</b>	<b>35.94</b>
<b>E. Principal Actuarial Assumptions used :</b>		
Discounted Rate (per annum) Compound	6.80%	6.90%
Expected Rate of return on Plan Assets	—	—
Rate of Salary increase (per annum)	<b>10.00%</b>	<b>10.00%</b>
<b>F. Maturity analysis of the Benefit Payments :</b>		
Year 1	28.37	11.44
Year 2	1.36	3.38
Year 3	3.22	1.44
Year 4	1.27	3.62
Year 5	1.95	1.22
Next 5 Years	15.67	15.98

**Notes Forming Part of the Financial Statements** as at March 31, 2021**37 OTHER DISCLOSURES (Contd.)****6 Employee Benefits (Contd.)****Disclosures for defined benefit plans based on actuarial reports as on March 31, 2021**

(₹ in lakh)

Particulars	Leave Encashment (Non Funded)	
	2020-21	2019-20
<b>G. Sensitivity analysis on Present value of Defined Benefit Obligations: (Refer Note)</b>		
Discount rate + 100 basis point	51.48	33.96
Discount rate - 100 basis point	56.55	38.23
Salary increase rate + 100 basis point	56.16	37.88
Salary increase rate - 100 basis point	51.77	34.21
Sensitivity analysis indicates the influence of a reasonable change in certain significant assumptions on the outcome of the Present value of obligation (PVO) and aids in understanding the uncertainty of reported amounts. Sensitivity analysis is done by varying one parameter at a time and studying its impact.		

\*Included in "Salaries, Wages and Bonus" and "Contribution to Provident Fund, Gratuity and Other Funds" under "Employee benefits expense" on Note 32.

The expected return on Plan Assets is based on the actuarial expectation of the average long-term rate of return expected. The discount rate is based on the prevailing market yields on Government bonds as at the balance sheet date.

**7 Segment Reporting disclosures as per Ind AS-108 "Operating Segments":****Operating Segments:**

a) Conveyor Belting    b) Wind Energy    c) Trading Goods

**Identification of Segments:**

The chief operating decision maker monitor the operating results of its business segments separately for the purpose of making decisions about resource allocation and performance assessment. Segment performance is evaluated based on profit or loss and is measured consistently with profit or loss in the financial statements. Operating segments have been identified on the basis of the nature of products/services and have been identified as per the quantitative criteria specified in the Ind AS.

**Segment Revenue and Results:**

The expenses and incomes which are not attributable to any business segment are shown as unallocated expenditure (net of unallocated income).

**Segment Assets and Liabilities:**

Segment assets include all operating assets used by the operating segment and mainly consist of property, plant and equipments, trade and other receivables, cash and cash equivalents, bank balance other than cash and cash equivalents etc.

Segment liabilities primarily includes trade payables, borrowings and other liabilities.

Common assets and liabilities which cannot be allocated to any of the segments are shown as a part of unallocated Corporate assets/liabilities.

# Notes Forming Part of the Financial Statements as at March 31, 2021

(₹ in lakh)

## 37 OTHER DISCLOSURES (Contd.)

### 7 Segment Reporting disclosures as per Ind AS-108 "Operating Segments": (Contd.)

#### (a) Information about primary business segments :

Particulars	Conveyor Belting		Wind Energy		Trading Goods		Unallocated Corporate		Total Amount	
	2020-21	2019-20	2020-21	2019-20	2020-21	2019-20	2020-21	2019-20	2020-21	2019-20
<b>Segment Revenue</b>										
Sale and Services to External customers	15,770.35	8,271.49	190.32	260.42	592.00	494.82	–	–	16,552.67	9,026.73
Other operating revenue	–	–	–	–	–	–	69.75	103.55	69.75	103.55
<b>Revenue from operations (Gross)</b>	<b>15,770.35</b>	<b>8,271.49</b>	<b>190.32</b>	<b>260.42</b>	<b>592.00</b>	<b>494.82</b>	<b>69.75</b>	<b>103.55</b>	<b>16,622.42</b>	<b>9,130.28</b>
<b>Net Turnover</b>	<b>15,770.35</b>	<b>8,271.49</b>	<b>190.32</b>	<b>260.42</b>	<b>592.00</b>	<b>494.82</b>	<b>69.75</b>	<b>103.55</b>	<b>16,622.42</b>	<b>9,130.28</b>
<b>Segment Results</b>	<b>3,106.14</b>	<b>1,365.73</b>	<b>29.46</b>	<b>138.22</b>	<b>(139.68)</b>	<b>17.45</b>	<b>–</b>	<b>–</b>	<b>2,995.92</b>	<b>1,521.40</b>
Unallocated Corporate Expenses	–	–	–	–	–	–	(629.39)	(281.71)	(629.39)	(281.71)
	3,106.14	1,365.73	29.46	138.22	(139.68)	17.45	(629.39)	(281.71)	2,366.53	1,239.69
Interest Expenses	–	–	–	–	–	–	(522.95)	(987.51)	(522.95)	(987.51)
Interest Income	–	–	–	–	–	–	208.37	270.63	208.37	270.63
Profit/(Loss) from investment	–	–	–	–	–	–	0.03	–	0.03	–
<b>Profit/(Loss) before Tax</b>	<b>3,106.14</b>	<b>1,365.73</b>	<b>29.46</b>	<b>138.22</b>	<b>(139.68)</b>	<b>17.45</b>	<b>(943.94)</b>	<b>(998.59)</b>	<b>2,051.98</b>	<b>522.81</b>
Income Tax	–	–	–	–	–	–	530.59	(321.46)	530.59	(321.46)
<b>Profit After Tax</b>	<b>3,106.14</b>	<b>1,365.73</b>	<b>29.46</b>	<b>138.22</b>	<b>(139.68)</b>	<b>17.45</b>	<b>(1,474.53)</b>	<b>(677.13)</b>	<b>1,521.39</b>	<b>844.27</b>

#### (b) Other information :

Particulars	Conveyor Belting		Wind Energy		Trading Goods		Unallocated Corporate		Total Amount	
	2020-21	2019-20	2020-21	2019-20	2020-21	2019-20	2020-21	2019-20	2020-21	2019-20
<b>Segment Assets</b>	<b>5,576.33</b>	<b>6,751.70</b>	<b>443.80</b>	<b>425.42</b>	<b>256.17</b>	<b>424.80</b>			<b>6,276.30</b>	<b>7,601.92</b>
Unallocated Corporate Assets							18,178.41	14,750.23	18,178.41	14,750.23
<b>Total Assets</b>	<b>5,576.33</b>	<b>6,751.70</b>	<b>443.80</b>	<b>425.42</b>	<b>256.17</b>	<b>424.80</b>	<b>18,178.41</b>	<b>14,750.23</b>	<b>24,454.71</b>	<b>22,352.15</b>
<b>Segment Liabilities</b>	<b>(2,557.21)</b>	<b>(2,081.76)</b>	<b>(55.48)</b>	<b>(26.15)</b>	<b>(10.02)</b>	<b>(2.77)</b>			<b>(2,622.71)</b>	<b>(2,110.68)</b>
Unallocated Corporate Liabilities							(4,912.43)	(6,669.97)	(4,912.43)	(6,669.97)
<b>Total Liabilities</b>	<b>(2,557.21)</b>	<b>(2,081.76)</b>	<b>(55.48)</b>	<b>(26.15)</b>	<b>(10.02)</b>	<b>(2.77)</b>	<b>(4,912.43)</b>	<b>(6,669.97)</b>	<b>(7,535.14)</b>	<b>(8,780.65)</b>
Cost incurred during the period to acquire segment fixed assets	320.90	20.52					9.01	9.01	329.91	29.53
Depreciation / Amortisation	142.02	141.40	26.51	29.27			4.45	6.53	172.98	177.20

- Note : (i) Conveyor Belting segment includes manufacturing and sale of PVC Conveyor Belting.  
(ii) Wind Energy Segment includes generation, supply and sale of Wind Power (Electricity).  
(iii) Unallocated / Corporate Segment includes Corporate, Administrative and Financing activity

**Notes Forming Part of the Financial Statements** as at March 31, 2021

(₹ in lakh)

**7 Segment Reporting disclosures as per Ind AS-108 "Operating Segments": (Contd.)****(c) Reconciliations of amounts reflected in the financial statements****(i) Reconciliation of assets**

Particulars	As at March 31, 2021	As at March 31, 2020
Segment operating assets	24,454.71	22,352.15
<b>Total assets</b>	<b>24,454.71</b>	<b>22,352.15</b>

**(ii) Reconciliation of liabilities**

Particulars	As at March 31, 2021	As at March 31, 2020
Segment operating liabilities	7,535.14	8,780.65
<b>Total liabilities</b>	<b>7,535.14</b>	<b>8,780.65</b>

**(d) Information about secondary business segments :**

Particulars	As at March 31, 2021	As at March 31, 2020
<b>Revenue by geographical market</b>		
<b>Sale of products</b>		
Domestic	2,565.03	1,758.49
Export	13,987.64	7,268.24
<b>Total</b>	<b>16,552.67</b>	<b>9,026.73</b>
<b>Assets</b>		
Trade receivables (net of provision for doubtful debt)		
Within India	422.46	748.58
Outside India	1,158.32	2,172.10
<b>Total</b>	<b>1,580.78</b>	<b>2,920.68</b>

**37 OTHER DISCLOSURES (Contd.)****8 Details of loan given, investments made, guarantee or security provided covered under section 186 (4) of the Companies Act, 2013 :**

All loans, investments, guarantees and securities as disclosed in respective notes are provided for business purposes.

**i) Details of Loans given:**

The particulars of loans given are as under:

Name of the Loanee	Loan given	Loan refunded	Amount of loan outstanding on 31.03.2021 (₹)	Purpose of loan taken by the loanee
Elpro Estates Ltd.	552.00 (-)	552.00 (-)	- (-)	General corporate purpose
Pure Coke Ltd.	- (-)	- (173.80)	- (-)	General corporate purpose
I G E (India) Pvt Ltd.	7.00 (557.00)	7.00 (557.00)	- (-)	General corporate purpose
Conveyor Holdings Pte Ltd.	- (-)	- (666.45)	- (-)	General corporate purpose



## Notes Forming Part of the Financial Statements as at March 31, 2021

(₹ in lakh)

Name of the Loanee	Loan given	Loan refunded	Amount of loan outstanding on 31.03.2021 (₹)	Purpose of loan taken by the loanee
International Conveyors America Ltd., Inc	– (–)	– (1.19)	– (–)	General corporate purpose
Aurangabad Auto Engineering Pvt Ltd	– (–)	– (193.75)	10.51 (10.51)	General corporate purpose
Meybuen Ventures Pvt Ltd	0.03 (–)	– (50.00)	5.48 (5.45)	General corporate purpose
Mudra Denim Pvt Ltd.	0.37 (0.13)	– (–)	34.20 (29.63)	General corporate purpose
Pahari Projects Pvt Ltd.	0.01 (–)	– (62.73)	3.50 (3.49)	General corporate purpose
Orissa Steel Trading Corporation	– (–)	10.00 (–)	150.46 (160.46)	General corporate purpose
Fortune Capital Holding Pvt. Ltd.	6.32 (–)	6.32 (–)	– (–)	General corporate purpose
<b>Total</b>	<b>565.73</b> <b>(557.13)</b>	<b>575.32</b> <b>(1,704.92)</b>	<b>204.15</b> <b>(209.54)</b>	

**Note :** Figures in bracket relating to previous year.

(ii) Details of Investments made :

The particulars of investments made are given under "Non-current investment " under note no. 5.

(iii) Details of guarantee given and security provided:

The Company has not given any guarantee and has not provided any security.

### 38 OTHER DISCLOSURES (Contd.)

#### 9 Related party disclosures :

##### (a) Name of the related parties and description of relationship :

###### (i) Subsidiaries (control exists) :

- 1) International Belting Limited,
- 2) Conveyor Holdings Pte Limited, Singapore,
- 3) International Conveyors America Limited, INC,
- 4) International Conveyors Australia Pty Limited (Australia)  
(100% subsidiary of Conveyor Holdings Pte Limited, Singapore).

###### (ii) Key Management Personnel :

Mr. R. K. Dabriwala – Managing Director

###### (iii) Enterprises where key management personnel and their relatives have substantial interest and /or significant influence:

- 1) R.C.A. Limited,
- 2) Pure Coke Limited (Merged with I G E (India) Pvt. Ltd. in last year),
- 3) Elpro International Limited,
- 4) I G E (India) Private Limited,
- 5) Paradigm Finance Limited.



## Notes Forming Part of the Financial Statements as at March 31, 2021

### 37 OTHER DISCLOSURES (Contd.)

#### 9 Related party disclosures : (Contd.)

##### (b) Details of transaction made with related parties during the year :

(₹ in lakh)

Nature of transaction	International Belling Limited		Conveyor Holdings Pte Limited		International Conveyors America Ltd., Inc		International Conveyors Australia Pty Limited		R.C.A. Limited		Pure Coke Limited		Elpro International Limited		I.G.E. (India) Private Limited		Paradigm Finance Limited		Key Management	
	2020-21	2019-20	2020-21	2019-20	2020-21	2019-20	2020-21	2019-20	2020-21	2019-20	2020-21	2019-20	2020-21	2019-20	2020-21	2019-20	2020-21	2019-20	2020-21	2019-20
Director Remuneration	-	-	-	-	-	-	-	-	-	-	-	-	-	-	-	-	-	-	173.46	97.88
Interest on Loan Received	-	-	-	-	-	-	-	-	-	-	-	-	-	-	-	-	-	-	-	-
Paid	35.67	31.28	-	-	-	0.07	-	-	-	-	-	-	-	-	-	31.03	-	-	-	-
Interest received on Preference Shares	-	-	-	-	-	-	-	-	8.29	28.40	-	-	29.54	164.45	33.18	-	6.04	12.13	-	-
Rent Received	-	-	-	-	-	-	-	-	-	-	-	-	171.49	155.90	-	-	-	-	-	-
Dividend Income	-	-	-	-	-	-	-	-	0.30	0.30	-	-	-	-	-	-	-	-	-	-
On Preferential Shares	-	-	-	-	-	-	-	-	-	-	-	-	5.28	16.81	-	-	-	-	-	-
On Equity Shares	-	-	-	-	-	61.94	-	-	-	-	-	-	-	-	-	-	-	-	-	-
Inter Corporate Deposit :	-	-	-	-	-	-	-	-	-	-	-	-	-	-	-	-	-	-	-	-
Loan Given	-	-	-	-	-	-	-	-	-	-	-	-	552.00	-	7.00	557.00	-	-	-	-
Repayment of Loan	-	-	-	-	-	-	-	-	-	-	-	173.80	552.00	-	7.00	557.00	-	-	-	-
Loan Taken	21.00	306.50	-	-	-	-	-	-	-	-	-	-	250.00	3,200.00	1,396.00	1,165.20	-	20.00	-	-
Loan Repaid	39.06	33.30	-	-	-	-	-	-	255.56	2,020.00	-	-	1,423.00	2,175.00	1,520.28	375.00	109.08	-	-	-
Advance Taken	-	-	-	-	-	462.89	-	-	-	-	-	-	-	-	-	-	-	-	-	-
Advance Adjusted	-	-	-	-	-	286.04	-	-	-	-	-	-	-	-	-	-	-	-	-	-
Reimbursement of Expenses (Net)	-	-	-	-	-	27.80	26.63	175.60	-	-	-	-	75.00	-	-	0.44	-	-	-	-
Recovery of Expenses (Net)	0.02	0.58	-	-	-	-	-	-	-	-	-	-	-	-	0.05	-	-	-	-	-
Commission on Export Sales	-	-	-	-	-	-	-	-	-	-	-	-	-	-	-	-	-	-	-	-
Purchase of Materials/ Services	69.70	-	-	-	-	-	-	-	-	-	-	-	-	-	-	-	-	-	-	-
Sale of Materials/ Services	-	-	-	-	-	1,448.57	1,420.98	64.70	33.58	-	-	-	-	-	-	-	-	-	-	-

## Notes Forming Part of the Financial Statements as at March 31, 2021

### 38 OTHER DISCLOSURES (Contd.)

#### 9 Related party disclosures : (Contd.)

##### (b) Details of transaction made with related parties during the year :

(₹ in lakh)

Nature of transaction	International Belting Limited		Conveyor Holdings Pte Limited		International Conveyors America Ltd., Inc		International Conveyors Australia Pty Limited		R.C.A. Limited		Elpro International Limited		I.G.E. (India) Private Limited		Paradigm Finance Limited	
	2020-21	2019-20	2020-21	2019-20	2020-21	2019-20	2020-21	2019-20	2020-21	2019-20	2020-21	2019-20	2020-21	2019-20	2020-21	2019-20
<b>Balance Outstanding:</b>																
Loan Given	-	-	-	-	-	-	-	-	-	-	-	-	-	-	-	-
Loan Taken	322.28	301.35	-	-	-	-	-	-	-	255.56	27.32	1,175.00	644.14	762.28	-	109.08
Advance Taken	-	-	-	-	176.51	-	-	-	-	-	-	-	-	-	-	-
Sale of Materials/Services	-	-	-	-	64.08	252.10	64.70	33.58	-	-	-	-	-	-	-	-
Purchase of Materials/Services	17.53	-	-	-	-	-	-	-	-	-	-	-	-	-	-	-
Export Sales Commission Payable	-	-	-	-	-	227.89	-	-	-	-	-	-	-	-	-	-
Dividend Receivable	-	-	-	-	-	-	-	-	-	-	38.81	33.98	-	-	-	-
Investment in preference share	-	-	-	-	-	-	-	-	-	-	171.49	155.90	-	-	-	-
Reimbursement of Expenses	-	-	27.00	27.80	2.62	43.51	-	1.46	-	-	-	-	-	-	-	-
Recovery of Expenses	0.60	0.58	-	-	-	-	5.67	-	-	-	-	-	-	-	-	-

**Note :** (a) The transactions with related parties have been entered at amounts which are not materially different from those on normal commercial terms.  
(b) No amount has been written back/written off during the year in respect of due to /from related parties.  
(c) The amount due from related parties is good and hence no provision for doubtful debts in respect of dues from such related parties is required.  
(d) Pure Coke Limited merged with I G E (India) Private Limited during the year.



## Notes Forming Part of the Financial Statements as at March 31, 2021

(₹ in lakh)

### 37 OTHER DISCLOSURES (Contd.)

#### 10 Financial instruments - Accounting, Classification and Fair Value measurements :

##### A. Financial instruments by category

Particulars	Refer Note No.	March 31, 2021			March 31, 2020		
		FVTPL	FVTOCI	Amortised Cost	FVTPL	FVTOCI	Amortised Cost
<b>Financial Assets</b>							
Investments	5	–	12,787.58	1,886.36	–	8,237.13	1,839.87
Trade receivables	12	–	–	1,580.78	–	–	2,920.68
Cash and cash equivalents	13	–	–	34.80	–	–	90.62
Bank balances other than cash and cash equivalents	14	–	–	12.22	–	–	10.66
Loans	6 and 15	–	–	286.79	–	–	356.03
Other financial assets	7 and 16	–	–	573.14	–	–	499.37
<b>Total</b>		–	<b>12,787.58</b>	<b>4,374.09</b>	–	<b>8,237.13</b>	<b>8,107.90</b>
<b>Financial Liabilities</b>							
Borrowings	20 and 22	–	–	4,882.11	–	–	6,593.77
Trade payables	23	–	–	2,006.45	–	–	1,633.12
Other financial liabilities	24	–	–	7.15	–	–	20.21
<b>Total</b>		–	–	<b>6,895.71</b>	–	–	<b>8,247.10</b>

##### B. Fair value hierarchy

The fair value of the financial assets and financial liabilities are included at the amount at which the instrument could be exchanged in a current transaction between willing parties other than in a forced or liquidation sale.

The following methods and assumptions were used to estimate the fair values:

- Fair value of cash and cash equivalents, bank balances other than cash and cash equivalents, trade receivables, other financial assets, short term loans from borrowings from banks and financial institutions, trade payables and other financial liabilities approximate their carrying amounts due to the short-term maturities of these instruments.

The Company uses the following fair value hierarchy for determining and disclosing the fair value of financial instruments:

**Level 1 :** Quoted prices (unadjusted) in active markets for identical assets or liabilities.

**Level 2 :** Inputs other than quoted prices included within Level 1 that are observable for the asset or liability, either directly or indirectly.

**Level 3 :** Inputs for the assets or liabilities that are not based on observable market data (unobservable inputs).

The following tables provide the fair value hierarchy of the Company's assets and liabilities measured at fair value on a recurring basis:

##### (i) Financial assets and financial liabilities measured at fair value on a recurring basis :

Particulars	Date of Valuation	Level 1	Level 2	Level 3
<b>As at March 31, 2021</b>				
<b>Financial Assets</b>				
At FVTOCI				
Investment in equity intstruments	31-03-2021	12,724.51	–	63.07
<b>Total Financial Assets</b>		<b>12,724.51</b>	–	<b>63.07</b>

Particulars	Date of Valuation	Level 1	Level 2	Level 3
<b>As at March 31, 2020</b>				
<b>Financial Assets</b>				
At FVTOCI				
Investment in equity intstruments	31-03-2020	8,172.46	–	64.67
<b>Total Financial Assets</b>		<b>8,172.46</b>	–	<b>64.67</b>

## Notes Forming Part of the Financial Statements as at March 31, 2021

(₹ in lakh)

### 38 OTHER DISCLOSURES (Contd.)

#### 10 Financial instruments - Accounting, Classification and Fair Value measurements : (Contd.)

(ii) Fair value of financial assets and liabilities measured at amortised cost	March 31, 2021		March 31, 2020	
	Carrying Amount	Fair Value	Carrying Amount	Fair Value
<b>Financial Assets</b>				
Investments	1,886.36	1,886.36	1,839.87	1,839.87
Trade receivables	1,580.78	1,580.78	2,920.68	2,920.68
Cash and cash equivalents	34.80	34.80	90.62	90.62
Bank balances other than cash and cash equivalents	12.22	12.22	10.66	10.66
Loans	286.79	286.79	356.03	356.03
Other financial assets	573.14	573.14	499.37	499.37
<b>Total</b>	<b>4,374.09</b>	<b>4,374.09</b>	<b>5,717.23</b>	<b>5,717.23</b>
<b>Financial Liabilities</b>				
Borrowings	4,882.11	4,882.11	6,593.77	6,593.77
Trade payables	2,006.45	2,006.45	1,633.12	1,633.12
Other financial liabilities	7.15	7.15	20.21	20.21
<b>Total</b>	<b>6,895.71</b>	<b>6,895.71</b>	<b>8,247.10</b>	<b>8,247.10</b>

#### 11 Disclosure as per Ind AS 115 Revenue from Contract with Customers

##### Disaggregated revenue information:

Types of goods	2020-21	2019-20
PVC fire resistant antistatic solid woven coal conveyor belting	15,770.35	8,271.49
Trading Goods	592.00	494.82
Wind Energy	190.32	260.42
Others	69.75	103.55
<b>Total revenue from contract with customers</b>	<b>16,622.42</b>	<b>9,130.28</b>

Timing of goods	2020-21	2019-20
Services transferred at a point in time	16,622.42	9,130.28
<b>Total revenue from contract with customers</b>	<b>16,622.42</b>	<b>9,130.28</b>

Contract Balances	31-03-2021	31-03-2020
Trade receivables (Refer Note 12)	1,580.78	2,920.68
Trade payables (Refer Note 23)	2,006.45	1,633.12
Revenue recognised out of Contract Liabilities at beginning of reporting period	—	—
Revenue recognised out of Performance obligation performed during previous year	—	—

**Notes Forming Part of the Financial Statements** as at March 31, 2021

(₹ in lakh)

**38 OTHER DISCLOSURES (Contd.)****12 Financial risk management objectives and policies**

The Company's principal financial liabilities includes borrowings, trade payables and other financial liabilities. The main purpose of these financial liabilities is to finance the Company's operations. The Company's principal financial assets include trade receivables, cash and cash equivalents and other financial assets that derive directly from its operations.

The Company is exposed to credit risk, liquidity risk and market risk. The Company's senior management oversees the management of these risks and the appropriate financial risk governance framework for the Company. The senior management provides assurance that the Company's financial risk activities are governed by appropriate policies and procedures and that financial risks are identified, measured and managed in accordance with the Company's policies and risk objectives. All derivative activities for risk management purposes are carried out by specialist team that have the appropriate skills, experience and supervision. It is the Company's policy that derivatives are used exclusively for hedging purposes and not for trading or speculative purposes.

The Board of Directors reviews and agrees policies for managing each of these risks, which are summarized below :

**(a) Market risk**

Market risk is the risk that the fair value of future cash flows of a financial instrument will fluctuate because of changes in market prices. Market risk comprises three types of risk: interest rate risk, currency risk and other risks, such as regulatory risk and commodity price risk.

**(i) Interest rate risk**

Interest rate risk is the risk that the fair value or future cash flows of a financial instrument will fluctuate because of changes in market interest rates. The Company's exposure to the risk of changes in market interest rates relates primarily to the Company's long-term debt obligations with floating interest rates.

The Company manages its interest rate risk by having a balanced portfolio of fixed and variable rate loans and borrowings.

To manage this, the Company enters into interest rate swaps as and when required, in which it agrees to exchange, at specified intervals, the difference between fixed and variable rate interest amounts calculated by reference to an agreed-upon notional principal amount.

**(ii) Foreign currency risk**

Foreign currency risk is the risk that the fair value or future cash flows of an exposure will fluctuate because of changes in foreign exchange rates. The Company's exposure to the risk of changes in foreign exchange rates relates primarily to the Company's foreign currency denominated borrowings. This foreign currency risk is covered by using foreign exchange forward contracts and cross currency swap contracts.

**Foreign currency sensitivity**

1% increase or decrease in foreign exchange rates will no material impact on Profit.

Derivative Instruments and unhedged foreign currency exposure

**(a) Derivative contracts outstanding**

Particulars	As at March 31, 2021	As at March 31, 2020
Forward contracts to sell USD	41.19	—
Forward contracts to buy USD	—	—

Derivative financial instruments such as foreign exchange forward contracts are used for hedging purposes and not as trading or speculative instruments.

## Notes Forming Part of the Financial Statements as at March 31, 2021

(₹ in lakh)

### 38 OTHER DISCLOSURES (Contd.)

#### 12 Financial risk management objectives and policies (Contd.)

##### (b) Unhedged foreign currency exposure

Nature	Currency	As at March 31, 2021	As at March 31, 2020
Amount receivable on account of sale of goods, loans and advances, interest, etc.	USD	–	14.19
	SGD	–	–
	CDN	10.09	20.60
	AUD	1.29	0.71
Amount payable on account of purchase of goods and services, loans and advances, interest, etc.	USD	7.63	5.45
	GBP	–	0.03
	CDN	0.70	8.41
	AUD	–	0.03

##### (b) Capital Management

###### (i) Risk Management

For the purpose of the Company's capital management, capital includes issued equity capital, securities premium and all other equity reserves attributable to the equity share-holders of the Company. The Company's objective when managing capital is to safeguard its ability to continue as a going concern so that it can continue to provide returns to shareholders and other stake holders and maintain an optimal capital structure to reduce the cost of Capital.

The Company manages its capital structure and makes adjustments in light of changes in the financial condition and the requirements of the financial covenants. To maintain or adjust the capital structure, the Company may adjust the dividend payment to shareholders, return capital to shareholders (buy back its shares) or issue new shares.

In order to achieve this overall objective, the Company's capital management, amongst other things, aims to ensure that it meets financial covenants attached to the interest-bearing loans and borrowings that define capital structure requirements. The Company has complied with these covenants.

No changes were made in the objectives, policies or processes for managing capital during the year ended 31st March, 2021 and 31st March, 2020.

##### (c) Credit risk

Credit risk is the risk that counterparty will not meet its obligations under a financial instrument or customer contract, leading to a financial loss.

The impairment for financial assets are based on assumptions about risk of default and expected loss rates. The Company uses judgement in making these assumptions and selecting the inputs to the impairment calculation, based on the Company's past history, existing market conditions as well as forward looking estimates at the end of each balance sheet date.

Financial assets are written off when there is no reasonable expectation of recovery, however, the Company continues to attempt to recover the receivables. Where recoveries are made, these are recognised in the Statement of Profit and Loss.

###### (i) Trade receivables

Customer credit risk is managed based on Company's established policy, procedures and control relating to customer credit risk management.

Trade receivables are non-interest bearing and are generally on credit terms of 3 to 60 days.

An impairment analysis is performed at each balance sheet date on an individual basis for major clients. In addition, a large number of minor receivables are grouped into homogenous groups and assessed for impairment collectively. The maximum exposure to credit risk at the balance sheet date is the carrying value of each class of financial assets disclosed in note no. 12.

**Notes Forming Part of the Financial Statements** as at March 31, 2021

(₹ in lakh)

**37 OTHER DISCLOSURES (Contd.)****12 Financial risk management objectives and policies (Contd.)**

The ageing analysis of the receivables (gross) has been considered from the date the invoice falls due:

Particulars	(₹ in lakh)
<b>As at March 31, 2021 :</b>	
Upto 6 months	1,472.92
6 to 12 months	35.49
More than 12 months	72.37
	<b>1,580.78</b>
<b>Particulars</b>	<b>(₹ in lakh)</b>
<b>As at March 31, 2020 :</b>	
Upto 6 months	2,883.89
6 to 12 months	26.49
More than 12 months	10.30
	<b>2,920.68</b>

**(ii) Balances with banks**

Credit risk from balances with banks is managed in accordance with the Company's policy. Investments of surplus funds are made only with approved counterparties.

The Company's maximum exposure to credit risk for the components of the balance sheet as at March 31, 2021 and March 31, 2020 is the carrying amounts as stated in note no. 13 and 14.

**(d) Liquidity risk**

The Company's objective is to maintain a balance between continuity of funding and flexibility through the use of cash credit facilities and short term loans.

The table below summarises the maturity profile of the Company's financial liabilities based on contractual undiscounted payment :

(₹ in lakh)

Sl. No.	Particulars	Less than 1 year	1 to 5 years	>5 years	Total
<b>A.</b>	<b>As at March 31, 2021</b>				
(i)	Borrowings	4,867.48	14.63	—	4,882.11
(ii)	Other financial liabilities	7.15	—	—	7.15
(iii)	Trade payables	2,006.45	—	—	2,006.45
	<b>Total</b>	<b>6,881.08</b>	<b>14.63</b>	<b>—</b>	<b>6,895.71</b>
<b>B.</b>	<b>As at March 31, 2020</b>				
(i)	Borrowings	6,584.79	8.39	0.59	6,593.77
(ii)	Other financial liabilities	20.21	—	—	20.21
(iii)	Trade payables	1,633.12	—	—	1,633.12
	<b>Total</b>	<b>8,238.12</b>	<b>8.39</b>	<b>0.59</b>	<b>8,247.10</b>



## Notes Forming Part of the Financial Statements as at March 31, 2021

(₹ in lakh)

### 37 OTHER DISCLOSURES (Contd.)

#### 13 Employees share based payment

The Board of the Company approved an ESOP scheme called 'ICL Employee Stock Option Plan 2020' and the scheme became effective from December 24, 2020. The objectives of the scheme are to reward key and senior employees for their association with the Company, their performance as well as to attract, retain and reward employees to contribute to the growth and profitability of the Company.

The options granted under this scheme to eligible employees vest over a period of one year to four years. The options have to be exercised by the employees within the stipulated exercise period.

In the event of resignation, all unvested options shall lapse and options vested can be exercised before the last working day.

The fair value at the grant date is determined using the Black Scholes Model which takes into account the exercise price, the term of the options, the share price at grant date and expected price volatility of the underlying share, the expected dividend yield and the risk free interest rate for the term of the option.

The model inputs for options granted during the year ended March 31, 2021 included :

Particulars	March 31, 2021
Exercise price	₹ 27.86
Grant date	12/24/2020
Share Price at grant date	₹ 32.15
Fair Value of option at grant date	₹ 16.64
Expected volatility (weighted average volatility)	65.43%
Expected life (expected weighted average life)	3.4 years
Expected dividends	20.00%
Risk-free interest rate (based on government bonds)	4.64%

Set out below is the summary of options granted under the plan -

Particulars	March 31, 2021
	No. of options
<b>Options outstanding at beginning of the year</b>	—
Granted during the period	23,14,967
Forfeited during the period	—
Exercised during the period	—
<b>Outstanding at end of the year</b>	23,14,967
Shares vested and exercisable	—



## Notes Forming Part of the Financial Statements as at March 31, 2021

### 37 OTHER DISCLOSURES (Contd.)

#### 14 Impact of Coronavirus (COVID-19)

The outbreak of Coronavirus (COVID-19) is causing significant disturbance and slowdown of economic activity in India and across the globe. The Company has evaluated impact of this pandemic in its business operations. Based on its review and current indicators of economic conditions, there is no significant impact on its financial results ended 31.03.2021. The Company will continue to closely monitor any material changes arising from future economic conditions and impact on its business.

#### 15 Previous Years Figures

Previous year's figures have been regrouped / reclassified wherever necessary to correspond with the current year's classification / disclosure. Amounts and other disclosures for the preceding year are included as an integral part of the current year financial statements and are to be read in relation to the amounts and other disclosures relating to the current year.

As per our report of even date attached.

**For G. P. Agrawal & Co.**

*Chartered Accountants*

Firm's Registration No. - 302082E

**(CA. Radhika Singhania)**

*Partner*

Membership No. 310691

Place of Signature: Pune

Date: June 29, 2021

**For and on behalf of the Board of Directors**

**Yamini Dabriwala**

*Director*

DIN: 00567378

Singapore

**R.K. Dabriwala**

*Managing Director*

DIN No. 00086658

Singapore

**Dipti Sharma**

*Company Secretary*

Kolkata

**A.K. Gulgulia**

*Chief Financial Officer*

Kolkata

# Notes Forming Part of the Financial Statements as at March 31, 2021 Form No. AOC-1

Statement pursuant to first proviso to sub-section (3) of section 129 read with rule 5 of Companies (Accounts) Rules, 2014 in the prescribed Form AOC-1 relating to subsidiary/associates companies

S.I.No	Name of the Subsidiary Company	Reporting Currency	Exchange Rate	Share Capital	Other Equity	Total Assets	Total Liabilities	Investments	Turnover	Profit before Taxation	Provision for Taxation	Profit after Taxation	Proposed Dividend	% of Shareholding
1.	International Belting Limited	INR	1	75.00	652.13	783.47	56.35	66.02	69.70	33.03	9.00	24.03	-	100.00
2.	Conveyor Holdings PTE Limited *	USD	73.2100	1,833.03	(1,838.57)	91.50	97.04	-	270.89	153.82	-	153.82	-	100.00
3.	International Conveyors America Limited, INC.	USD	73.2100	0.00	48.67	459.49	410.82	-	1,695.20	22.81	(0.70)	23.51	-	100.00

Notes :

- Indian rupee equivalents of the figures given in foreign currencies in the accounts of the subsidiary companies, are based on the exchange rates as on 31.03.2020.
- \* Includes information of its wholly owned subsidiary International Conveyors Australia Pty Limited.

As per our report of even date attached.

**For G. P. Agrawal & Co.**

Chartered Accountants

Firm's Registration No. - 302082E

**(CA. Radhika Singhania)**

Partner

Membership No. 310691

Place of Signature: Pune

Date: June 29, 2021

**For and on behalf of the Board of Directors**

**Yamini Dabriwala**

Director

DIN: 00567378

Singapore

**R.K. Dabriwala**

Managing Director

DIN No. 00086658

Singapore

**Dipti Sharma**

Company Secretary

Kolkata

**A.K. Gulgulia**

Chief Financial Officer

Kolkata

---

## CONSOLIDATED FINANCIAL STATEMENTS

---

# Independent Auditors' Report

To The Members of INTERNATIONAL CONVEYORS LIMITED

## Report on the Audit of the Consolidated Financial Statements

### Opinion

We have audited the accompanying consolidated financial statements of **INTERNATIONAL CONVEYORS LIMITED** (hereinafter referred to as the "Holding Company") and its subsidiaries (Holding Company and its subsidiaries together referred to as "the Group") which comprise the consolidated Balance Sheet as at 31st March, 2021, the consolidated Statement of Profit and Loss (including Other Comprehensive Income), the consolidated Statement of Changes in Equity, the consolidated Statement of Cash Flows for the year then ended and notes to the consolidated financial statements, including a summary of significant accounting policies and other explanatory information (herein after referred to as "consolidated financial statements").

In our opinion and to the best of our information and according to the explanations given to us, the aforesaid consolidated financial statements give the information required by the Companies Act, 2013 ("the Act") in the manner so required and give a true and fair view in conformity with the accounting principles generally accepted in India, of the consolidated state of affairs of the Group as at 31st March, 2021, its consolidated profit (including other comprehensive income), consolidated changes in equity and its consolidated cash flows for the year then ended.

### Basis for Opinion

We conducted our audit in accordance with the Standards on Auditing (SAs) specified under section 143(10) of the Act. Our responsibilities under those Standards are further described in the Auditor's Responsibilities for the Audit of the Consolidated Financial Statements section of our report. We are independent of the Group in accordance with the ethical requirements that are relevant to our audit of the consolidated financial statements in India in terms of the Code of Ethics issued by Institute of Chartered Accountants of India (ICAI) and the relevant provisions of the Act and we have fulfilled our other ethical responsibilities in accordance with these requirements. We believe that the audit evidence we have obtained is sufficient and appropriate to provide a basis for our opinion.

### Emphasis of Matter

We draw attention to note no. 33(13) of the consolidated financial statements which explains the management's assessment that there is no significant impact of COVID-19 pandemic on the consolidated financial statements for the year ended 31st March, 2021.

Our opinion is not modified in respect of this matter.

### Key Audit Matters

Key audit matters are those matters that, in our professional judgment, were of most significance in our audit of the consolidated financial statements of the current period. These matters were addressed in the context of our audit of the consolidated financial statements as a whole, and in forming our opinion thereon, and we do not provide a separate opinion on these matters. We have determined the matters described below to be the key audit matters to be communicated in our report.

Key Audit Matter	How our audit addressed the key audit matter
<p>Accuracy of recognition, measurement, presentation and disclosures of Investments and other related balances</p> <p>Investments include investments made by the Company in various quoted and unquoted equity shares and preference shares.</p> <p>These investments constitute 69.28% of the Group's total assets.</p> <p>The valuation of each category of the aforesaid securities is to be done as per the provisions of Ind AS which involves collection of data/information from various sources such as Demat statement, financial statements of unlisted companies etc. Considering the complexities and extent of judgement involved in the valuation, this has been determined as Key Audit Matter.</p> <p>Refer Note 5 to the Consolidated financial statements</p>	<p>Our Procedure:</p> <p>We have verified these investments with reference to the provisions of Ind AS as also internal policies and procedure of the Company as follows:</p> <ol style="list-style-type: none"><li>carried out evaluation of the design and operating effectiveness of the internal controls and performed substantive audit procedures.</li><li>Assessed and evaluated the process adopted for collection of information from various sources for determining fair value of these investments.</li><li>Verified compliance with the presentation and disclosure requirements as per Ind AS and the Act. This test was conducted for the entire population.</li></ol>



## Independent Auditors' Report (Contd.)

### Other Matters

- a. Ta. The Consolidated financial statements include total assets of Rs. 627 lakhs as at 31st March, 2021, total revenue of Rs. 441 lakhs and total net profit after tax of Rs.141 lakhs and total comprehensive loss of Rs. 115 lakhs for the year ended 31st March, 2021 in respect of three subsidiaries and one step down subsidiary, whose financial statements have not been audited by us. These financial statements are unaudited and have been certified by the Management of the holding Company and our opinion on the consolidated financial results, in so far as it relates to the amounts and disclosures included in respect of these entities, is based solely on such unaudited financial statements and the procedures performed by us are as stated in paragraph above.

In our opinion and according to the information and explanations given to us by the Board of Directors, these financial statements are not material to the Group.

Our opinion on the consolidated financial results is not modified in respect of this matter.

- b. Due to the COVID-19 pandemic, lockdown and other travel restrictions are imposed by the Government/local administration, hence, the audit processes were carried out electronically by remote access. The necessary records were made available by the management through digital medium and were accepted as audit evidence while reporting for the current period.

Our opinion is not modified in respect of this matter.

### Information Other than the Consolidated Financial Statements and Auditor's Report Thereon

The Company's Board of Directors is responsible for the preparation of the other information. The other information comprises the information included in the Management Discussion and Analysis, Board's Report including Annexures to Board's Report, Corporate Governance and Shareholder's Information, but does not include the consolidated financial statements and our auditor's report thereon.

Our opinion on the consolidated financial statements does not cover the other information and we do not express any form of assurance conclusion thereon.

In connection with our audit of the consolidated financial statements, our responsibility is to read the other information and, in doing so, consider whether the other information is materially inconsistent with the consolidated financial statements or our knowledge obtained during the course of our audit or otherwise appears to be materially misstated.

If, based on the work we have performed, we conclude that there is a material misstatement of this other information, we are required to report that fact. We have nothing to report in this regard.

### Responsibilities of Management and Those Charged with Governance for the Consolidated Financial Statements

The Holding Company's Board of Directors is responsible for the matters stated in section 134(5) of the Act with respect to preparation of these consolidated financial statements that give a true and fair view of the consolidated financial position, consolidated financial performance, consolidated total comprehensive income, consolidated changes in equity and consolidated cash flows of the Group in accordance with the Ind AS and other accounting principles generally accepted in India. The respective Board of Directors of the companies included in the Group are responsible for maintenance of the adequate accounting records in accordance with the provisions of the Act for safeguarding the assets of the Group and for preventing and detecting frauds and other irregularities; selection and application of appropriate accounting policies; making judgments and estimates that are reasonable and prudent; and design, implementation and maintenance of adequate internal financial controls, that were operating effectively for ensuring the accuracy and completeness of the accounting records, relevant to the preparation and presentation of the consolidated financial statements that give a true and fair view and are free from material misstatement, whether due to fraud or error.

In preparing the consolidated financial statements, the respective Board of Directors of the companies included in the Group are responsible for assessing the Group ability to continue as a going concern, disclosing, as applicable, matters related to going concern and using the going concern basis of accounting unless management either intends to liquidate the Group or to cease operations, or has no realistic alternative but to do so.

The respective Board of Directors of the companies included in the Group are also responsible for overseeing the financial reporting process of the Group.

## Independent Auditors' Report (Contd.)

### Auditor's Responsibility for the Audit of the Consolidated Financial Statements

Our objectives are to obtain reasonable assurance about whether the consolidated financial statements as a whole are free from material misstatement, whether due to fraud or error, and to issue an auditor's report that includes our opinion. Reasonable assurance is a high level of assurance, but is not a guarantee that an audit conducted in accordance with SAs will always detect a material misstatement when it exists. Misstatements can arise from fraud or error and are considered material if, individually or in the aggregate, they could reasonably be expected to influence the economic decisions of users taken on the basis of these consolidated financial statements.

As part of an audit in accordance with SAs, we exercise professional judgment and maintain professional skepticism throughout the audit. We also:

- Identify and assess the risks of material misstatement of the consolidated financial statements, whether due to fraud or error, design and perform audit procedures responsive to those risks, and obtain audit evidence that is sufficient and appropriate to provide a basis for our opinion. The risk of not detecting a material misstatement resulting from fraud is higher than for one resulting from error, as fraud may involve collusion, forgery, intentional omissions, misrepresentations, or the override of internal control.
- Obtain an understanding of internal financial controls relevant to the audit in order to design audit procedures that are appropriate in the circumstances. Under section 143(3)(i) of the Act, we are also responsible for expressing our opinion on whether the Company and its subsidiary company which is a company incorporated in India, has adequate internal financial controls system in place and the operating effectiveness of such controls.
- Evaluate the appropriateness of accounting policies used and the reasonableness of accounting estimates and related disclosures made by management.
- Conclude on the appropriateness of management's use of the going concern basis of accounting and, based on the audit evidence obtained by us and the audit evidence obtained by the other auditor in terms of his reports, whether a material uncertainty exists related to events or conditions that may cast significant doubt on the ability of the Group to continue as a going concern. If we conclude that a material uncertainty exists, we are required to draw attention in our auditor's report to the related disclosures in the consolidated financial statements or, if such disclosures are inadequate, to modify our opinion. Our conclusions are based on the audit evidence obtained up to the date of our auditor's report and the audit evidence obtained by the other auditor in terms of his reports referred to in Other Matter paragraph. However, future events or conditions may cause the Group to cease to continue as a going concern.
- Evaluate the overall presentation, structure and content of the consolidated financial statements, including the disclosures, and whether the consolidated financial statements represent the underlying transactions and events in a manner that achieves fair presentation.
- Obtain sufficient appropriate audit evidence regarding the financial information of such entities or business activities within the Group to express an opinion on the consolidated financial statements. We are responsible for the direction, supervision and performance of the audit of financial information of such entities included in the consolidated financial statements of which we are the independent auditors. For the other entities included in the consolidated financial statements, which have been audited by other auditors, such other auditors remain responsible for the direction, supervision and performance of the audits carried out by them. We remain solely responsible for our audit opinion. Our responsibilities in this regard are further described in para (a) of the section titled 'Other Matters' in this audit report.

We communicate with those charged with governance of the Holding Company and such other entities included in the consolidated financial statements of which we are the independent auditors regarding, among other matters, the planned scope and timing of the audit and significant audit findings, including any significant deficiencies in internal control that we identify during our audit.

We also provide those charged with governance with a statement that we have complied with relevant ethical requirements regarding independence, and to communicate with them all relationships and other matters that may reasonably be thought to bear on our independence, and where applicable, related safeguards.

From the matters communicated with those charged with governance, we determine those matters that were of most significance in the audit of the financial statements of the current period and are therefore the key audit matters. We describe these matters in our auditor's report unless law or regulation precludes public disclosure about the matter or when, in extremely rare circumstances, we determine that a matter should not be communicated in our report because the adverse consequences of doing so would reasonably be expected to outweigh the public interest benefits of such communication.



## Independent Auditors' Report (Contd.)

### Report on Other Legal and Regulatory Requirements

1. As required by section 143(3) of the Act, we report that:
  - i. We have sought and obtained all the information and explanations which to the best of our knowledge and belief were necessary for the purposes of our audit.
  - ii. In our opinion, proper books of account as required by law relating to preparation of the aforesaid consolidated financial statements have been kept so far as it appears from our examination of those books and the report of the other auditors.
  - iii. The consolidated Balance Sheet, the consolidated Statement of Profit and Loss including other comprehensive income, consolidated Statement of Changes in Equity and the consolidated Statement of Cash Flows dealt with by this report are in agreement with the relevant books of account maintained for the purpose of preparation of the consolidated financial statements.
  - iv. In our opinion, the aforesaid consolidated financial statements comply with the Accounting Standards specified under section 133 of the Act, read with Rule 7 of the Companies (Accounts) Rules, 2014.
  - v. On the basis of the written representations received from the directors of the Holding Company as on 31st March, 2021 taken on record by the Board of Directors of the Holding Company and the report of the statutory auditor of its subsidiary company, none of the -Directors of the Group companies is disqualified as on 31st March, 2021 from being appointed as a Director in terms of section 164 (2) of the Act.
  - vi. With respect to the adequacy of the internal financial controls over financial reporting and the operating effectiveness of such controls, refer to our separate report in "Annexure A" which is based on the Auditor's reports of the Holding company and its subsidiary company incorporated in India. Our report expresses an unmodified opinion on the adequacy and operating effectiveness of the internal financial controls over financial reporting of those companies, for reasons stated therein.
  - vii. With respect to the other matters to be included in the Auditor's Report in accordance with Rule 11 of the Companies (Audit and Auditors) Rules, 2014, in our opinion and to the best of our information and according to the explanations given to us:
    - a. The consolidated financial statements disclose the impact of pending litigations on the consolidated financial position of the Group— Refer Note No. 33.1 to the consolidated financial statements.
    - b. The Group did not have any material foreseeable losses on long-term contracts including derivative contracts during the year ended 31st March, 2021.
    - c. There has been no delay in transferring amounts, required to be transferred, to the investor education and protection fund by the Holding Company during the year ended 31st March, 2021. There were no amounts which were required to be transferred to the investor education and protection fund by the subsidiary company during the year ended 31st March, 2021.
2. With respect to the other matters to be included in the Auditor's Report in accordance with the requirements of section 197(16) of the Act, as amended:

In our opinion and to the best of our information and according to the explanations given to us, the remuneration paid by the Holding Company to its directors during the year is in accordance with the provisions of section 197 of the Act.

**For G.P. Agrawal & Co.**

*Chartered Accountants*

Firm's Registration No. - 302082E

**(CA. Radhika Singhania)**

Partner

Membership No. 310691

UDIN 21310691AAAAQ5918

Place of Signature: Pune

Date: The 29th day of June, 2021



## **“Annexure A” to the Independent Auditors’ Report**

### **Report on the Internal Financial Controls under Clause (i) of Sub-section 3 of Section 143 of the Companies Act, 2013 (“the Act”)**

In conjunction with our audit of the consolidated financial statements of the Group as of and for the year ended 31 March, 2021 we have audited the internal financial controls over financial reporting of International Conveyors Limited (“the Holding Company”) and its subsidiary company, which is a company incorporated in India, as of that date.

#### **Management’s Responsibility for Internal Financial Controls**

The Respective Board of Directors of the Holding Company and its subsidiary company are responsible for establishing and maintaining internal financial controls based on the internal control over financial reporting criteria established by the Company considering the essential components of internal control stated in the Guidance Note on Audit of Internal Financial Controls over Financial Reporting issued by the Institute of Chartered Accountants of India (ICAI). These responsibilities include the design, implementation and maintenance of adequate internal financial controls that were operating effectively for ensuring the orderly and efficient conduct of its business, including adherence to company’s policies, the safeguarding of its assets, the prevention and detection of frauds and errors, the accuracy and completeness of the accounting records, and the timely preparation of reliable financial information, as required under the Act.

#### **Auditor’s Responsibility**

Our responsibility is to express an opinion on the internal financial controls over financial reporting of the Holding Company and its subsidiary company, based on our audit. We conducted our audit in accordance with the Guidance Note on Audit of Internal Financial Controls over Financial Reporting (the “Guidance Note”) and the Standards on Auditing, prescribed under section 143(10) of the Act, to the extent applicable to an audit of internal financial controls. Those Standards and the Guidance Note require that we comply with ethical requirements and plan and perform the audit to obtain reasonable assurance about whether adequate internal financial controls over financial reporting was established and maintained and if such controls operated effectively in all material respects.

Our audit involves performing procedures to obtain audit evidence about the adequacy of the internal financial controls system over financial reporting and their operating effectiveness. Our audit of internal financial controls over financial reporting included obtaining an understanding of internal financial controls over financial reporting, assessing the risk that a material weakness exists, and testing and evaluating the design and operating effectiveness of internal control based on the assessed risk. The procedures selected depend on the auditor’s judgment, including the assessment of the risks of material misstatement of the consolidated financial statements, whether due to fraud or error.

We believe that the audit evidence we have obtained and the audit evidence obtained by the other auditor in terms of his report referred to in the Other Matters paragraph below, is sufficient and appropriate to provide a basis for our audit opinion on the internal financial controls system over financial reporting of the Holding Company and its subsidiary company.

#### **Meaning of Internal Financial Controls over Financial Reporting**

A company’s internal financial control over financial reporting is a process designed to provide reasonable assurance regarding the reliability of financial reporting and the preparation of financial statements for external purposes in accordance with generally accepted accounting principles. A company’s internal financial control over financial reporting includes those policies and procedures that:

- (1) pertain to the maintenance of records that, in reasonable detail, accurately and fairly reflect the transactions and dispositions of the assets of the company;
- (2) provide reasonable assurance that transactions are recorded as necessary to permit preparation of financial statements in accordance with generally accepted accounting principles, and that receipts and expenditures of the company are being made only in accordance with authorisations of management and directors of the Company; and
- (3) provide reasonable assurance regarding prevention or timely detection of unauthorised acquisition, use, or disposition of the Company’s assets that could have a material effect on the financial statements.



## **“Annexure A” to the Independent Auditors’ Report** (Contd.)

### **Inherent Limitations of Internal Financial Controls Over Financial Reporting**

Because of the inherent limitations of internal financial controls over financial reporting, including the possibility of collusion or improper management override of controls, material misstatements due to error or fraud may occur and not be detected. Also, projections of any evaluation of the internal financial controls over financial reporting to future periods are subject to the risk that the internal financial control over financial reporting may become inadequate because of changes in conditions, or that the degree of compliance with the policies or procedures may deteriorate.

### **Opinion**

In our opinion and to the best of our information and according to the explanations given to us, the Holding Company and its subsidiary company have in all material respects, an adequate internal financial controls system over financial reporting and such internal financial controls over financial reporting were operating effectively as at 31 March, 2021, based on the internal control over financial reporting criteria established by the Company considering the essential components of internal control stated in the Guidance Note on Audit of Internal Financial Controls Over Financial Reporting issued by the ICAI.

### **Other Matters**

Our aforesaid report under section 143(3)(i) of the Act on the adequacy and operating effectiveness of the internal financial controls over financial reporting in so far as it relates to the subsidiary company, is based on the corresponding report of the auditors of such company.

**For G.P. Agrawal & Co.**

*Chartered Accountants*

Firm's Registration No. - 302082E

**(CA. Radhika Singhania)**

Partner

Membership No. 310691

UDIN 21310691AAAAAQ5918

Place of Signature: Pune

Date: The 29th day of June, 2021

# Consolidated Balance Sheet as at March 31, 2021

(₹ in lakh)

Particulars	Note No.	As at March 31, 2021	As at March 31, 2020
<b>I. ASSETS</b>			
<b>(1) Non - current assets</b>			
(a) Property, plant and equipment	3	1,569.66	1,413.57
(b) Capital work in progress	3	–	128.41
(c) Goodwill on consolidation		101.14	101.14
(d) Other intangible assets	4	1.38	0.54
(e) Financial assets			
(i) Investment	5	14,739.96	10,177.64
(ii) Loans	6(i)	55.39	34.82
(iii) Other financial assets	7(i)	460.01	461.75
(f) Non - current tax assets (net)	8	133.09	153.15
(g) Deferred tax assets (net)	9	71.27	340.43
(h) Other non - current assets	10(i)	0.25	828.69
<b>(2) Current Assets</b>			
(a) Inventories	11	2,407.76	2,801.77
(b) Financial assets			
(i) Trade and other receivables	12	1,686.94	2,904.60
(ii) Cash and cash equivalents	13	162.99	167.40
(iii) Bank balances other than cash and cash equivalents	14	12.23	10.66
(iv) Loans	6(ii)	563.65	653.81
(v) Other financial assets	7(ii)	113.24	44.34
(c) Other current assets	10(ii)	712.79	468.99
<b>Total Assets</b>		<b>22,791.75</b>	<b>20,691.71</b>
<b>II. EQUITY AND LIABILITIES</b>			
<b>Equity</b>			
(a) Share capital	15	675.00	675.00
(b) Other equity	16	14,725.26	11,555.58
<b>Liabilities</b>			
<b>(1) Non-current liabilities</b>			
(a) Financial liabilities			
(i) Borrowings	17(i)	14.63	8.98
(b) Provisions	18(i)	35.44	33.93
<b>(2) Current liabilities</b>			
(a) Financial liabilities			
(i) Borrowings	17(ii)	4,545.20	6,283.44
(ii) Trade payables	20		
Total outstanding dues of micro enterprises and small enterprises		155.25	26.67
Total outstanding dues of creditors other than micro enterprises and small enterprises		1,899.05	1,345.68
(iii) Other financial liabilities	21	338.99	285.60
(b) Other current liabilities	19	100.53	370.62
(c) Provisions	18(ii)	302.40	106.21
<b>Total Equity and Liabilities</b>		<b>22,791.75</b>	<b>20,691.71</b>

The accompanying notes 1 to 33 are an integral part of the consolidated financial statements.

As per our report of even date attached.

**For G. P. Agrawal & Co.**

Chartered Accountants

Firm's Registration No. - 302082E

**(CA. Radhika Singhania)**

Partner

Membership No. 310691

Place of Signature: Pune

Date: June 29, 2021

**For and on behalf of the Board of Directors**

**Yamini Dabriwala**

Director

DIN: 00567378

Singapore

**Dipti Sharma**

Company Secretary

Kolkata

**R.K. Dabriwala**

Managing Director

DIN: 00086658

Singapore

**A.K. Gulgulia**

Chief Financial Officer

Kolkata



## Consolidated Statement of Profit and Loss for the year ended March 31, 2021

(₹ in lakh)

Particulars	Note No.	Year ended March 31, 2021	Year ended March 31, 2020
I. Revenue from operations	22	16,927.03	9,866.57
II. Other income	23	896.85	816.01
III. <b>Total income (I+II)</b>		<b>17,823.88</b>	<b>10,682.58</b>
IV. <b>Expenses:</b>			
Cost of materials consumed	24	8,460.60	4,990.74
Purchases of stock-in-trade	25	585.98	891.02
Changes in inventories of finished goods, work-in-progress and stock-in-trade	26	732.73	(1,230.75)
Employee benefits expense	27	1,443.28	1,175.66
Finance costs	28	487.38	985.47
Depreciation and amortisation expense	29	174.06	177.95
Other expenses	30	3,712.28	3,370.23
<b>Total expenses (IV)</b>		<b>15,596.31</b>	<b>10,360.32</b>
V. <b>Profit/(Loss) before tax (III) - (IV)</b>		<b>2,227.57</b>	<b>322.26</b>
VI. <b>Tax expense:</b>	31		
Current tax		500.25	45.00
Deferred tax		65.14	(359.46)
VII. <b>Profit/(Loss) after tax (V-VI)</b>		<b>1,662.18</b>	<b>636.72</b>
VIII. <b>Other comprehensive income</b>	32		
(i) Items that will not be reclassified to Profit or Loss		2,058.20	(3,455.54)
(ii) Income tax relating to above items		204.02	(348.81)
<b>Other Comprehensive income/(expense) for the year, net of tax</b>		<b>1,854.18</b>	<b>(3,106.73)</b>
IX. <b>Total Comprehensive Income/ (Expense) for the year (VII+VIII)</b>		<b>3,516.36</b>	<b>(2,470.01)</b>
X. <b>Profit / (loss) for the year</b>			
Attributable to :			
Owners of the parent		1,662.18	636.72
Non-controlling interests		NA	NA
XI. <b>Total comprehensive income for the year</b>			
Attributable to :			
Owners of the parent		3,516.36	(2,470.01)
Non-controlling interests		NA	NA
XII. <b>Earnings per equity share (Nominal value per share Re. 1/-)</b>	33		
Basic		2.46	0.94
Diluted		2.46	0.94

The accompanying notes 1 to 33 are an integral part of the consolidated financial statements.

As per our report of even date attached.

**For G. P. Agrawal & Co.**

Chartered Accountants

Firm's Registration No. - 302082E

**(CA. Radhika Singhanian)**

Partner

Membership No. 310691

Place of Signature: Pune

Date: June 29, 2021

**For and on behalf of the Board of Directors**

**Yamini Dabriwala**

Director

DIN: 00567378

Singapore

**R.K. Dabriwala**

Managing Director

DIN: 00086658

Singapore

**Dipti Sharma**

Company Secretary

Kolkata

**A.K. Gulgulia**

Chief Financial Officer

Kolkata

## Consolidated Statement of Cash Flow for the year ended March 31, 2021

(₹ in lakh)

Particulars	Year ended March 31, 2021	Year ended March 31, 2020
<b>A. CASH FLOW FROM OPERATING ACTIVITIES</b>		
Net Profit before tax	2,227.57	322.26
<b>Adjustments to reconcile profit before tax to net cash flow provided by operating activities :</b>		
Depreciation and amortisation expense	174.06	177.95
Provision for expected credit loss	0.81	57.30
Employees Compensation Account	81.89	–
Liquidated damages / rebate and discount	206.24	–
Sundry balances written off	(6.32)	4.08
Finance costs	487.38	985.47
Interest Income	(237.09)	(301.33)
Dividend Income	(7.82)	(17.64)
Profit on sale of non-current investment	–	(192.97)
Unrealised foreign gain	(27.25)	–
Loss on sale/discard of property, plant and equipment	(0.22)	0.16
<b>Operating profit before working capital changes</b>	<b>2,899.25</b>	<b>1,035.28</b>
Increase / (Decrease) in Trade payable	689.00	170.21
Increase / (Decrease) in Non-current and current provisions	22.62	41.13
Decrease / (Increase) in Trade receivables	1,038.94	(322.33)
Decrease / (Increase) in Inventories	392.30	(1,686.68)
Increase / (Decrease) in Other non-current and current liabilities	(269.00)	296.86
Increase / (Decrease) in Other financial liabilities	67.28	272.42
(Increase) / Decrease in Other current/non-current financial assets	(44.01)	117.98
(Increase) / Decrease in Other non-current and current assets	585.00	454.84
<b>Cash generated from operations</b>	<b>5,381.38</b>	<b>379.71</b>
Direct Taxes Paid	(454.84)	(52.96)
<b>Net cash flow from/(used in) operating activities</b>	<b>4,926.54</b>	<b>326.75</b>
<b>B. CASH FLOW FROM INVESTING ACTIVITIES</b>		
Addition to property, plant and equipment and intangible assets	(201.50)	(38.25)
Sale of property, plant and equipment	0.23	0.23
Proceeds / (investment) in fixed deposits / deposits	4.10	13.96
Purchase of investments	(2,283.24)	–
Proceeds from investments	125.00	3,550.82
Loan given to parties	(356.90)	–
Loan received back	77.38	711.32
Interest Received	57.29	301.33
Dividend Received	3.00	83.32
<b>Net cash flow from / (used in) investing activities</b>	<b>(2,574.64)</b>	<b>4,622.73</b>

**Consolidated Statement of Cash Flow** for the year ended March 31, 2021 (Contd.)

(₹ in lakh)

Particulars	Year ended March 31, 2021	Year ended March 31, 2020
<b>C. CASH FLOW FROM FINANCING ACTIVITIES</b>		
Proceeds of Long Term Borrowings	10.91	8.98
Repayment of Long Term Borrowings	(4.01)	—
Proceeds/(Repayment) of Short Term Borrowings (net)	(1,555.50)	(3,895.28)
Dividend and Dividend distribution tax	(145.98)	(40.69)
Interest Paid	(661.73)	(985.47)
<b>Net cash flow from financing activities</b>	<b>(2,356.31)</b>	<b>(4,912.46)</b>
<b>Increase / (Decrease) in cash and cash equivalents (A+B+C)</b>	<b>(4.41)</b>	<b>37.02</b>
Cash and cash equivalents at beginning of the year	167.40	130.38
<b>Cash and cash equivalents at end of the year</b>	<b>162.99</b>	<b>167.40</b>

**Notes :**

1) <b>Cash and cash equivalents at the end of the year consists of:</b>	March 31, 2021	March 31, 2020
Cash on hand	131.77	68.20
Others- Silver coins	0.61	0.54
Balance with banks		
On current accounts	30.61	98.66
Closing cash and cash equivalents for the purpose of cash flow statement (Refer note 12)	<b>162.99</b>	<b>167.40</b>

- 2) The above Cash Flow Statement has been prepared under the " Indirect Method " as set out in the Indian Accounting Standard (IND AS) 7 on Statement of Cash Flows.
- 3) Addition to property, plant and equipment include movement of Capital work-in-progress during the year.
- 4) Cash and cash equivalents do not include any amount which is not available to the Company for its use.
- 5) Figure in brackets represent cash outflow from respective activities.

The accompanying notes 1 to 33 are an integral part of the consolidated financial statements.

As per our report of even date attached.

**For G. P. Agrawal & Co.**

Chartered Accountants

Firm's Registration No. - 302082E

**(CA. Radhika Singhanian)**

Partner

Membership No. 310691

Place of Signature: Pune

Date: June 29, 2021

**For and on behalf of the Board of Directors**

**Yamini Dabriwala**

Director

DIN: 00567378

Singapore

**R.K. Dabriwala**

Managing Director

DIN: 00086658

Singapore

**Dipti Sharma**

Company Secretary

Kolkata

**A.K. Gulgulia**

Chief Financial Officer

Kolkata

## Consolidated Statement of changes in equity for the year ended March 31, 2021

(₹ in lakh)

### (a) Equity Share Capital

Particulars	Balance at the beginning of the year	Changes in equity share capital during the year	Balance at the end of the year
For the year ended March 31, 2020	675.00	—	675.00
For the year ended March 31, 2021	675.00	—	675.00

### (b) Other Equity

Particulars	Reserve and surplus				Other Comprehensive Income	Attributable to owners of the parent	Non-controlling interests	Total
	Capital Reserve	General Reserve	Security Premium Reserve	Employee Share Option	Retained earnings	Equity instruments through other comprehensive income	Re-measurements of defined benefit plans	
<b>Balance at April 1, 2019</b>	39.42	5,504.58	2,515.50	—	(2,566.29)	8,500.52	—	13,993.73
<b>Changes in equity during the year ended March 31, 2019</b>								
Profit for the year	—	—	—	—	636.72	—	—	636.72
Other comprehensive income/(loss) for the year	—	—	—	—	—	(3,084.26)	(22.47)	(3,106.73)
Transfer from other comprehensive income to retained earning	—	—	—	—	(22.47)	—	22.47	—
Adjustments for Foreign currency translations	—	—	—	—	—	72.55	—	72.55
Dividend paid	—	—	—	—	(33.75)	—	—	(33.75)
Dividend distribution tax	—	—	—	—	(6.94)	—	—	(6.94)
<b>Balance at March 31, 2020</b>	<b>39.42</b>	<b>5,504.58</b>	<b>2,515.50</b>	<b>—</b>	<b>(1,992.73)</b>	<b>5,488.81</b>	<b>—</b>	<b>11,555.58</b>
Additions during the year				81.89				81.89
Profit for the year	—	—	—	—	1,662.18	—	—	1,662.18
Other comprehensive income/(loss) for the year	—	—	—	—	—	2,028.57	(174.39)	1,854.18
Transfer from other comprehensive income to retained earning	—	—	—	—	(174.39)	—	174.39	—
Adjustments for Foreign currency translations	—	—	—	—	—	(176.06)	—	(176.06)
Adjustment during the year	—	—	—	—	(106.53)	—	—	(106.53)
Dividend paid	—	—	—	—	(145.98)	—	—	(145.98)
Dividend distribution tax	—	—	—	—	—	—	—	—
Transfer from Retained Earning/ To General reserve	—	500.00	—	—	(500.00)	—	—	—
<b>Balance at March 31, 2021</b>	<b>39.42</b>	<b>6,004.58</b>	<b>2,515.50</b>	<b>81.89</b>	<b>(1,257.45)</b>	<b>7,341.32</b>	<b>—</b>	<b>14,725.26</b>

The accompanying notes 1 to 33 are an integral part of the consolidated financial statements.

**For G. P. Agrawal & Co.**

Chartered Accountants

Firm's Registration No. - 302082E

**(CA. Radhika Singhania)**

Partner

Membership No. 310691

Place of Signature: Pune

Date: June 29, 2021

**Yamini Dabriwala**

Director

DIN: 00567378

Singapore

**R.K. Dabriwala**

Managing Director

DIN: 00086658

Singapore

**Dipti Sharma**

Company Secretary

Kolkata

**A.K. Gulgulia**

Chief Financial Officer

Kolkata

**For and on behalf of the Board of Directors**



## Notes Forming Part of the Consolidated Financial Statements as at March 31, 2021

### 1. Corporate Information

International Conveyors Limited ("ICL" or "the Group") is a public limited company incorporated and domiciled in India. The registered office of the Company is situated at Falta SEZ, Sector-II, near Pump House No. 3, Village & Mouza- Akalmegh, Akalmegh-743504, South 24-Parganas.

The Company's shares are listed on The Bombay Stock Exchange Limited and The Calcutta Stock Exchange Limited.

Its business consists of:

- (a) Manufacturing and trading of Conveyor Belting,
- (b) Trading of Ply Conveyor Belting, Steel Cord Conveyor Belting and fitting and accessories, and
- (c) Generation and Sale of Power.

International Conveyors Limited together with its subsidiaries is hereinafter referred to as 'the Group'.

The financial statements for the year ended March 31, 2021 was approved for issue by the Board of Directors of the Company on June 29, 2021 and is subjected to the adoption by the shareholders in the ensuing Annual General Meeting.

### 2. Significant accounting policies

#### 2.1 Statement of Compliance with Ind AS

These financial statements have been prepared in accordance with Indian Accounting Standards (Ind AS) specified under Section 133 of the Companies Act, 2013 ('the Act'). The financial statements have also been prepared in accordance with the relevant presentation requirements of the Act.

#### 2.2 Basis of preparation

These financial statements have been prepared in accordance with Ind AS under the historical cost basis except for the following:

- i) Certain financial assets and financial liabilities (including derivative instruments) - measured at fair value, and
- ii) Defined benefits plan – plan assets measured at fair value.

Historical cost is generally based on the fair value of the consideration in exchange for goods and services.

All assets and liabilities have been classified as current or non-current as per the Group's normal operating cycle and other criteria set out in Schedule III to the Companies Act, 2013. The Group has ascertained its operating cycle as 12 months for the purpose of current and non-current classification of assets and liabilities.

The financial statements including notes thereon are presented in Indian Rupees ("Rupees" or "Rs."), which is the Group's functional and presentation currency. All amounts disclosed in the financial statements including notes thereon have been rounded off to the nearest lakh as per the requirement of Schedule III to the Act, unless stated otherwise.

#### 2.3 Basis of Consolidation

The Consolidated Financial Statements (CFS) includes the financial statements of the Company and its subsidiaries together with the share of the total comprehensive income of associate.

Subsidiaries are entities controlled by the Group. Associate is an entity over which the Group exercise significant influence but does not control.

Control, significant influence is assessed annually with reference to the voting power (usually arising from equity shareholdings and potential voting rights) and other rights (usually contractual) enjoyed by the Group in its capacity as an investor that provides it the power and consequential ability to direct the investee's activities and significantly affect the Group's returns from its investment. Such assessment requires the exercise of judgement and is disclosed by way of a note to the Financial Statements. The Group is considered not to be in control of entities where it is unclear as to whether it enjoys such power over the investee.

The assets, liabilities, income and expenses of subsidiaries are aggregated and consolidated, line by line, from the date control is acquired by any Group entity to the date it ceases. Profit or loss and each component of other comprehensive income are attributed to the Group as owners and to the non-controlling interests. The Group presents the non-controlling interests in



## Notes Forming Part of the Consolidated Financial Statements as at March 31, 2021

the Balance Sheet within equity, separately from the equity of the Group as owners. The excess of the Group's investment in a subsidiary over its share in the net worth of such subsidiary on the date control is acquired is treated as goodwill while a deficit is considered as a capital reserve in the CFS. On disposal of the subsidiary, attributable amount on goodwill is included in the determination of the profit or loss and recognised in the Statement of Profit and Loss. Impairment loss, if any, to the extent the carrying amount exceeds the recoverable amount is charged off to the Statement of Profit and Loss as it arises and is not reversed. For impairment testing, goodwill is allocated to Cash Generating Unit (CGU) or a group of CGUs to which it relates, which is not larger than an operating segment, and is monitored for internal management purposes.

An investment in an associate is initially recognized at cost on the date of the investment, and inclusive of any goodwill/ capital reserve embedded in the cost, in the Balance Sheet. The proportionate share of the Group in the net profits / losses as also in the other comprehensive income is recognised in the Statement of Profit and Loss and the carrying value of the investment is adjusted by a like amount (referred as 'equity method'). All intragroup assets and liabilities, equity, income, expenses and cash flows relating to transactions between members of the Group are eliminated in full on consolidation.

### 2.4 Property, plant and equipment (PPE), depreciation and amortization

- a) All Property, plant and equipment are stated at cost of acquisition with subsequent improvements thereto. Cost of acquisition includes taxes, duties, inward freight and installation expenses.

Expenditure incurred on improvements/ modifications of fixed assets that increases the future benefits from the existing asset beyond its previously assessed standard of performance, e.g., increase in capacity / efficiency, are capitalized.

- b) Depreciation is provided on written down value method as per Schedule II of the Companies Act, 2013 based on the useful life of the assets. In case of certain items of Plant and Equipments where useful life ranging from 10 to 30 years has been considered based on technical assessment, which is different from the useful life prescribed under Schedule II of the Companies Act, 2013. However assets costing ₹ 5,000/- or less are depreciated fully in the year of addition. Leasehold land is amortized over the period of lease.

Additions on account of improvements/ modifications, which becomes an integral part of the existing asset and either do not have separate identity and/or are not capable of being used after the existing asset is disposed off, are depreciated over the remaining useful life of the assets (improved /modified) they are attached with.

- c) Intangible Assets

Intangible assets are stated at cost of acquisition less accumulated amortization. Computer software packages are amortized over a period of five year on straight line basis.

### 2.5 Financial instruments

Financial assets and financial liabilities are recognised in the Balance sheet when the Group becomes a party to the contractual provisions of the instrument. The Group determines the classification of its financial assets and financial liabilities at initial recognition based on its nature and characteristics.

#### (a) Financial assets

##### (i) Initial recognition and measurement

All financial assets are recognised initially at fair value plus, in the case of financial assets not recorded at fair value through profit or loss, transaction costs that are attributable to the acquisition of the financial asset. The financial assets include equity and debt securities, trade and other receivables, loans and advances, cash and bank balances and derivative financial instruments.

##### (ii) Subsequent measurement

**For the purpose of subsequent measurement, financial assets are classified in the following categories:**

- At amortised cost,
- At fair value through other comprehensive income (FVTOCI), and
- At fair value through profit or loss (FVTPL).



## Notes Forming Part of the Consolidated Financial Statements as at March 31, 2021

### Debt instruments at amortised cost

A 'debt instrument' is measured at the amortised cost if both the following conditions are met:

- The asset is held within a business model whose objective is to hold the asset for collecting contractual cash flows, and
- Contractual terms of the asset give rise on specified dates to cash flows that are solely payments of principal and interest on the principal amount outstanding.

After initial measurement, such financial assets are subsequently measured at amortised cost using the effective interest rate (EIR) method. Amortised cost is calculated by taking into account any discount or premium on acquisition and fees or costs that are an integral part of the EIR.

### Equity investments

All equity investments in the scope of Ind AS 109 are measured at fair value except in case of investment in associate (consolidated as per equity method).

Equity instruments included within the FVTPL category, if any, are measured at fair value with all changes recognized in profit or loss. The Group may make an irrevocable election to present in OCI subsequent changes in the fair value. The Group makes such election on an instrument-by-instrument basis. The classification is made on initial recognition and is irrevocable.

When the fair value has been determined based on level 3 inputs, the difference between the fair value at initial recognition and the transaction price is deferred and after initial recognition deferred difference is recognised as gain or loss to the extent it arises from change in input to valuation technique.

If the Group decides to classify an equity instrument at FVTOCI, then all fair value changes on the instrument, excluding dividends, are recognized in OCI. There is no recycling of the amounts from OCI to profit or loss, even on sale of investment. However, the Group may transfer the cumulative gain or loss within equity.

### (iii) De-recognition

The Group derecognises a financial asset only when the contractual rights to the cash flows from the asset expires or it transfers the financial asset and substantially all the risks and rewards of ownership of the asset.

## (b) Financial liabilities

### (i) Initial recognition and measurement

All financial liabilities are recognised initially at fair value and, in the case of financial liabilities classified at amortised cost, net of directly attributable transaction costs.

The financial liabilities include trade and other payables, loans and borrowings including bank overdrafts, derivative financial instruments, etc.

### (ii) Subsequent measurement

**For the purpose of subsequent measurement, Financial liabilities are classified in two categories:**

- Financial liabilities at amortised cost, and
- Derivative instruments at fair value through profit or loss (FVTPL).

### Financial liabilities at amortised cost

After initial recognition, financial liabilities are subsequently measured at amortised cost using the EIR method. Gains and losses are recognised in profit or loss when the liabilities are derecognised as well as through the EIR amortisation process.

Amortised cost is calculated by taking into account any discount or premium on acquisition and fees or costs that are an integral part of the EIR. The EIR amortisation is included as finance costs in the Statement of Profit and Loss.

## Notes Forming Part of the Consolidated Financial Statements as at March 31, 2021

### (iii) De-recognition

A financial liability is derecognised when the obligation under the liability is discharged or cancelled or expires.

### (c) Derivative financial instruments

#### Initial recognition and subsequent measurement

A derivative financial instrument, such as forward currency contracts and interest rate swaps are used to hedge foreign currency risks and interest rate risks respectively and includes options. Such derivative financial instruments are initially recognised at fair value on the date on which a derivative contract is entered into and are subsequently re-measured at fair value.

Derivatives are carried as financial assets when the fair value is positive and as financial liabilities when the fair value is negative. Any gains or losses arising from changes in the fair value of derivatives are taken directly to profit or loss.

When the fair value has been determined based on level 3 inputs, the difference between the fair value at initial recognition and the transaction price is deferred and after initial recognition deferred difference is recognised as gain or loss to the extent it arises from change in input to valuation technique.

### (d) Offsetting of financial instruments

Financial assets and financial liabilities including derivative instruments are offset and the net amount is reported in the Balance sheet, if there is currently enforceable legal right to offset the recognised amounts and there is an intention to settle on a net basis or to realise the assets and settle the liabilities simultaneously.

### (e) Fair value measurement

Fair value is a market-based measurement, not an entity-specific measurement. Under Ind AS, fair valuation of financial instruments is guided by Ind AS 113 "Fair Value Measurement".

For some assets and liabilities, observable market transactions or market information might be available. For other assets and liabilities, observable market transactions and market information might not be available. However, the objective of a fair value measurement in both cases is the same to estimate the price at which an orderly transaction to sell the asset or to transfer the liability would take place between market participants at the measurement date under current market conditions (i.e. an exit price at the measurement date from the perspective of a market participant that holds the asset or owes the liability).

Three widely used valuation techniques specified in the said Ind AS are the market approach, the cost approach and the income approach which have been dealt with separately in the said Ind AS.

Each of the valuation techniques stated as above proceeds on different fundamental assumptions, which have greater or lesser relevance, and at times there is no relevance of a particular methodology to a given situation. Thus, the methods to be adopted for a particular purpose must be judiciously chosen. The application of any particular method of valuation depends on the Group being evaluated, the nature of industry in which it operates, the Group's intrinsic strengths and the purpose for which the valuation is made.

In determining the fair value of financial instruments, the Group uses a variety of methods and assumptions that are based on market conditions and risks existing at each balance sheet date.

**The Group uses the following hierarchy for determining and disclosing the fair value of financial instruments by valuation technique:**

**Level 1 :** Quoted prices (unadjusted) in active markets for identical assets or liabilities.

**Level 2 :** Inputs other than quoted prices included within Level 1 that are observable for the asset or liability, either directly or indirectly.

**Level 3 :** Inputs for the assets or liabilities that are not based on observable market data (unobservable inputs).



## Notes Forming Part of the Consolidated Financial Statements as at March 31, 2021

### (f) Share capital

An equity instrument is a contract that evidences residual interest in the assets of the Group after deducting all of its liabilities. Incremental costs directly attributable to the issuance of new equity shares are recognized as a deduction from equity, net of any tax effects.

### 2.6 Inventories

- a) Inventories are valued at lower of the cost and net realizable value. The cost in respect of raw materials and stores and spares is determined on FIFO basis and in respect of finished goods and stock in process is determined on average basis. Cost of raw materials and stores and spares include the taxes and duties other than those recoverable from taxing authorities and expenses incidental to the procurement of the same. Cost in case of stock-in-process and finished goods represent prime cost and appropriate portion of overheads.

### 2.7 Impairments of Assets

#### (a) Non-financial assets

Property, plant and equipment and intangible assets are reviewed at each Balance Sheet date for impairment. In case events and circumstances indicate any impairment, recoverable amounts of fixed assets is determined. An impairment loss is recognized, whenever the carrying amount of assets belonging to the Cash Generating Unit (CGU) exceeds recoverable amount. The recoverable amount is the greater of assets net selling price or its value in use. In assessing the value in use, the estimated future cash flows from the use of assets are discounted to their present value as appropriate. An impairment loss is reversed if there has been change in the recoverable amount and such loss either no longer exists or has decreased. Impairment loss/reversal thereof is adjusted to the carrying value of the respective assets, which in case of CGU, are allocated to its assets on a prorata basis.

#### (b) Financial assets

The Group recognizes loss allowances using the expected credit loss (ECL) model for the financial assets which are not fair valued through profit or loss.

ECL impairment loss allowance is measured at an amount equal to lifetime ECL.

ECL impairment loss allowance (or reversal) recognized during the period is recognized as income or expense in the Statement of Profit and Loss. This amount is reflected under the head "Other expenses" in the profit or loss. ECL is presented as an allowance, i.e. as an integral part of the measurement of those assets in the Balance sheet. The allowance reduces the net carrying amount.

Until the asset meets write-off criteria, the Group does not reduce impairment allowance from the gross carrying amount.

### 2.8 Foreign Currency Transaction

Transactions in Foreign Currencies are accounted for at the exchange rate prevailing as on the date of the transaction. Foreign Currency monetary assets and liabilities at the year end are translated using closing rates whereas non monetary assets are translated at the rate on the date of transaction. The loss or gain thereon and also on the exchange differences on settlement of the foreign currency transaction during the year are recognized as revenue or expenses in the Statement of Profit and Loss.

### 2.9 Revenue Recognition

Revenue is recognized to the extent it is probable that economic benefits would flow to the Company and the revenue can be reliably measured, regardless of when the revenue proceeds is received from customers.

Revenue is measured at fair value of the consideration received/receivable taking into account contractually defined terms of payment and excluding taxes or duties collected on behalf of the Government.

Revenue is measured based on the consideration specified in a contract with a customer and excludes amounts collected on behalf of third parties. The Company recognizes revenue when it transfers control over a product or service to customers in accordance with Ind AS 115.

## Notes Forming Part of the Consolidated Financial Statements as at March 31, 2021

The Company recognizes revenue to depict the transfer of promised goods or services to customers in amounts that reflect the payment to which the Company expects to be entitled in exchange for those goods or services by applying the following steps:

Step -1- Identify the contract with a customer;

Step -2- Identify the performance obligations in the contract;

Step -3- Determine the transaction price;

Step -4- Allocate the transaction price to the performance obligations in the contract;

Step -5- Recognize the revenue when (or as) the Company satisfies a performance obligation.

The specific recognition criteria for revenue recognition are as follows:

a) Sale of Electricity

Sale of Electricity is accounted for on delivery of Electricity to grid in terms of agreement with the Electricity Board.

**Other income**

a) Interest income

For all debt instruments measured at amortized cost, interest income is recognized using the effective interest rate (EIR). Interest income is included in "Other income" in the Statement of Profit and Loss.

b) Insurance and other claims are accounted for as and when admitted or realized.

c) Dividend is recognized when the right to receive is established.

d) All other income are accounted for on accrual basis

### 2.10 Expenses

All expenses are accounted for on accrual basis. Expenses under primary heads such as salary, wages, consumption of stores etc., are being shown under respective heads and have not been functionally reclassified.

### 2.11 Employee Benefits

Short term employee benefits are recognized as an expense at the undiscounted amount in the Statement of Profit and Loss of the year in which the related service is rendered.

The Group has Defined Contribution Plan for its employees retirement benefits comprising of Provident Fund and Pension Fund. The Group makes regular contribution to Provident Fund, which are fully funded and administered by the Government. Contributions are recognized in Statement of Profit and Loss on accrual basis.

The Group has Defined Benefit Plan comprising of Gratuity and Leave Encashment schemes. The Group contributes to the Gratuity Fund under the Group Gratuity Cash Accumulation Scheme with Life Insurance Corporation (LIC) for future payment of gratuity liability to its employees. Consequent to the adoption of Indian Accounting Standard 19 (Ind AS 19) on "Employee Benefits", the liability for the Gratuity and Leave Encashment as at the year end has been determined on the basis of an independent actuarial valuation in accordance with the method stated in Ind AS 19 Revised and such liability has been adjusted/ provided in these financial statements.

The actuarial gain and losses comprise experience judgment and are recognized in the Statement of Profit and Loss in the year in which they arise.

### 2.12 Grants

Government Grants are recognized at fair value when there is reasonable assurance that the grant would be received and the Group would comply with all the conditions attached with them.



## Notes Forming Part of the Consolidated Financial Statements as at March 31, 2021

### 2.13 Borrowing Cost

Borrowing Cost that are directly attributable to the acquisition or construction of a qualifying asset are capitalized as part of the cost of such asset till such time that is required to complete and prepare the asset to get ready for its intended use.

All other borrowing cost are charged to the statement of Profit and Loss in the period in which they are incurred.

### 2.14 Taxes

Income tax expense comprises current tax and deferred tax and is recognized in the Statement of Profit and Loss except to the extent it relates to items directly recognized in Equity or in OCI.

#### a) Current income tax

Current income tax assets and liabilities for the current and prior periods are measured at the amount expected to be recovered from or paid to the taxation authorities using the tax rates and tax laws that are enacted or substantively enacted by the balance sheet date and applicable for the period.

Current tax items in correlation to the underlying transaction relating to OCI and Equity are recognized in OCI and in Equity respectively.

Management periodically evaluates positions taken in the tax returns with respect to situations in which applicable tax regulations are subject to interpretation and establishes provisions where appropriate on the basis of amounts expected to be paid to the tax authorities.

The Group offsets current tax assets and current tax liabilities, where it has a legally enforceable right to set off the recognized amounts and where it intends either to settle on a net basis or to realise the assets and settle the liabilities simultaneously.

#### b) Deferred income tax

Deferred income tax is recognized using the balance sheet approach. Deferred income tax assets and liabilities are recognized for deductible and taxable temporary differences arising between the tax base of assets and liabilities and their carrying amount in financial statements, except when the deferred income tax arises from the initial recognition of goodwill or an asset or liability in a transaction that is not a business combination and affects neither accounting nor taxable profits or loss at the time of the transaction.

Deferred tax assets are recognized for deductible temporary differences, the carry forward of unused tax credits and any unused tax losses to the extent that it is probable that taxable profit will be available against which the deductible temporary differences, and the carry forward of unused tax credits and unused tax losses can be utilised.

The carrying amount of deferred tax assets is reviewed at each balance sheet date and reduced to the extent that it is no longer probable that sufficient taxable profit will be available to allow all or part of the deferred tax assets to be utilised.

Unrecognised deferred tax assets are re-assessed at each balance sheet date and are recognised to the extent that it has become probable that future taxable profits will allow the deferred tax asset to be recovered.

Deferred tax assets and liabilities are measured at the tax rates that are expected to apply in the year when the asset is realised or the liability is settled, based on tax rates (and tax laws) that have been enacted or substantively enacted at the balance sheet date.

Deferred tax assets include Minimum Alternate Tax (MAT) paid in accordance with the tax laws to the extent it is likely to give future economic benefits in the form of availability to set off against future income tax liability. Accordingly, MAT is recognised as deferred tax asset in the balance sheet when the asset can be measured reliably and it is probable that the future economic benefit associated with the asset will be realised.

Deferred tax assets and deferred tax liabilities are offset if a legally enforceable right exists to set off deferred tax assets against deferred tax liabilities and the deferred taxes relate to the same taxable entity and the same taxation authority.

## Notes Forming Part of the Consolidated Financial Statements as at March 31, 2021

### 2.15 Provisions, Contingent Liabilities and Contingent Assets

Provisions involving substantial degree of estimation in measurement are recognized when there is a present obligation as a result of past events and it is probable that there will be an outflow of resources. Contingent Assets are neither recognized nor disclosed in the financial statement. Contingent Liabilities, if material, are disclosed by way of notes.

### 2.16 Earnings per share

- (a) Basic earnings per share are computed by dividing the net profit/(loss) after tax by the weighted average number of equity shares outstanding during the year.
- (b) Diluted earnings per share are computed by dividing the net profit/(loss) after tax by the weighted average number of equity shares considered for deriving basic earnings per share and also the weighted average number of equity shares which could be issued on the conversion of all dilutive potential equity shares. Dilutive potential equity shares are determined as at the end of each period presented. Dilutive potential equity shares are determined independently for each period presented.

### 2.17 Operating Segment

Operating segments are reported in a manner consistent with the internal reporting provided to the chief operating decision maker (CODM).

The chief operating decision-maker, who is responsible for allocating resources and assessing performance of the operating segments, has been identified as the Managing Director who makes strategic decisions.

The accounting policies adopted for segment reporting are in line with the accounting policies adopted for preparing and presenting the Financial Statements of the Group as a whole. In addition, the following specific accounting policies have been followed for segment reporting:

- a) Segment revenue includes sales and other income directly identifiable with/allocable to the segment including inter segment transfers.  
Inter segment transfers are accounted for based on the transaction price agreed to between the segments which is at cost in case of transfer of Group's intermediate and final products and estimated realisable value in case of by-products.
- b) Revenue, expenses, assets and liabilities are identified to segments on the basis of their relationship to the operating activities of the segment. Revenue, expenses, assets and liabilities which relate to the Group as a whole and are not allocable to segments on direct and/or on a reasonable basis, have been disclosed as "Unallocable".

### 2.18 Cash and cash equivalents

Cash and cash equivalents in the Balance sheet comprise cash on hand, cheques on hand, balance with banks on current accounts and short term, highly liquid investments with an original maturity of three months or less and which carry insignificant risk of changes in value.

For the purpose of the Cash Flow Statement, Cash and cash equivalents consist of Cash and cash equivalents, as defined above and net of outstanding book overdrafts as they are considered an integral part of the Group's cash management.

### 2.19 Cash Flow Statement

Cash flows are reported using the indirect method, whereby profit/loss before tax is adjusted for the effects of transactions of a non-cash nature, any deferrals or accruals of past or future operating cash receipts or payments and item of income or expenses associated with investing or financing flows. The cash flows from operating, investing and financing activities of the Group are segregated.



## Notes Forming Part of the Consolidated Financial Statements as at March 31, 2021

### 3. Use of estimates and judgement

The preparation of financial statements in conformity with Ind AS requires that management of the Group makes estimates and assumptions that affect the reported amounts of income and expenses of the period, the reported balances of assets and liabilities and the disclosures relating to contingent liabilities as of the date of the financial statements.

The key assumptions concerning the future and other key sources of estimation uncertainty at the reporting date, that have a significant risk of causing a material adjustments to the carrying amounts of assets and liabilities within the next financial year are described below. The Group has based its assumptions and estimates on parameters available when the financial statements were prepared. Existing circumstances and assumptions about future developments, however, may change due to market changes or circumstances arising beyond control of the management.

#### 1. Control:

The Group assessed whether or not it has control on its investees based on whether, as an investor, it has the power/ rights and consequently the practical ability to direct the relevant activities of its investees unilaterally. In making this judgement, the Group considered the absolute size of its holding, the relative size of and dispersion of other shareholders, and whether any contractual arrangements exist between the Company (and its subsidiaries) and other shareholders of the investees. Based on this, and in accordance with its Accounting Policy, the Group has determined that the entities listed in the notes to the financial statements are the only entities over which Group has control.

#### 2. Significant influence:

The Group assessed whether or not it has significant influence on its investees based on its practical ability to participate in the financial and operating policy decisions of the investee, though it is not in control or in joint control of these policies. Based on such assessment, the Group determined that the entities listed in the notes to the financial statements are the only entities over which the Group has significant influence, and accordingly associates.

#### 3. Income taxes

Deferred income tax expense is calculated based on the differences between the carrying value of assets and liabilities for financial reporting purposes and their respective tax bases that are considered temporary in nature. Valuation of deferred tax assets is dependent on management's assessment of future recoverability of the deferred benefit. Expected recoverability may result from expected taxable income in the future, planned transactions or planned optimising measures. Economic conditions may change and lead to a different conclusion regarding recoverability.

#### 4. Fair value measurements and valuation processes:

Investments are measured at fair value for financial reporting purposes. Fair value measurements are categorised into Level 1, 2, or 3 based on the degree to which the inputs to the fair value measurements are observable and the significance of the inputs to the fair value measurement in its entirety.

Information about the valuation techniques and inputs used in determining the fair value of various assets and liabilities are disclosed in the notes to the financial statements.

#### 5. Estimation of Defined benefit obligations

The cost of the defined benefit gratuity plan and the present value of the gratuity obligation are determined using actuarial valuations. An actuarial valuation involves making various assumptions that may differ from actual developments in the future. These include the determination of the discount rate, future salary increases and mortality rates. Due to the complexities involved in the valuation and its long-term nature, a defined benefit obligation is highly sensitive to changes in these assumptions. All assumptions are reviewed at each financial year end.

he parameter most subject to change is the discount rate. In determining the appropriate discount rate for plans, the actuary considers the interest rates of government bonds.

The mortality rate is based on publicly available mortality tables. Those mortality tables tend to change only at interval in response to demographic changes. Future salary increases and gratuity increases are based on expected future inflation rates.



## Notes Forming Part of the Consolidated Financial Statements as at March 31, 2021

### 6. Provisions and contingent liabilities

The Company has ongoing litigations with various regulatory authorities and third parties. Where an outflow of funds is believed to be probable and a reliable estimate of the outcome of the dispute can be made based on management's assessment of specific circumstances of each dispute and relevant external advice, management provides for its best estimate of the liability. Such accruals are by nature complex and can take number of years to resolve and can involve estimation uncertainty. Information about such litigations is provided in notes to the financial statements.

### 3. Recent Pronouncement

Effective 1st April, 2020, there were certain amendments in Indian Accounting Standards (Ind AS) vide Companies (Indian Accounting Standards) Amendment Rules, 2020 notifying amendment to existing Ind AS 1 'Presentation of Financial Statements', Ind AS 8 'Accounting Policies, Changes in Estimates and Errors', Ind AS 10 'Events after the Reporting Period', Ind AS 34 'Interim Financial Reporting', Ind AS 37 'Provisions, Contingent Liabilities and Contingent Assets', Ind AS 103 'Business Combinations', Ind AS 107 'Financial Instruments: Disclosures', Ind AS 109 'Financial Instruments', Ind AS 116 'Leases'.

Ind AS 1 has been modified to redefine the term 'Material' and consequential amendments have been made in Ind AS 8, Ind AS 10, Ind AS 34 and Ind AS 37.

Ind AS 103 dealing with 'Business Combination' has defined the term 'Business' to determine whether a transaction or event is a business combination.

Amendment to Ind AS 107 and 109 relate to hedging relationship directly affected by Interest Rate Benchmark reforms. The amendment among other things requires an entity to assume that Interest Rate Benchmark on which hedged cash flows are based is not altered as a result of Interest Rate Benchmark reforms.

Ind AS 116 dealing with 'Leases' permitted lessees, as a practical expedient, not to assess whether rent concessions that occur as a direct consequence of COVID-19 pandemic and meet specified conditions are lease modifications and, instead, to account for those rent concessions as if they were not lease modifications.

Revision in these standards did not have any material impact on the profit/loss and earning per share for the year.

Standards issued but not yet effective:

Ministry of Corporate Affairs ("MCA") notifies new standard or amendments to the existing standards. There is no such notification which would have been applicable from April 1, 2021.



## Notes Forming Part of the Consolidated Financial Statements as at March 31, 2021

### 3. PROPERTY, PLANT AND EQUIPMENT AND CAPITAL WORK-IN-PROGRESS\*

(₹ in lakh)

Particulars	Freehold land	Leashold land	Buildings	Plant and Equipment	Wind Mill	Electrical Installation	Office equipment	Furniture and Fixtures	Vehicles	Total	Capital Work-in-progress
<b>Gross Block</b>											
Gross Carrying Amount as at April 1, 2020	8.50	0.45	406.72	1,330.29	465.66	18.69	25.44	14.67	29.40	2,299.82	128.41
Additions during the year	–	–	42.94	231.75	–	0.66	24.63	0.81	28.40	329.19	197.08
Adjustments/ deductions during the year	–	–	–	0.60	–	–	–	–	–	0.60	325.49
<b>Gross Carrying Amount as at March 31, 2021</b>	<b>8.50</b>	<b>0.45</b>	<b>449.66</b>	<b>1,561.44</b>	<b>465.66</b>	<b>19.35</b>	<b>50.07</b>	<b>15.48</b>	<b>57.80</b>	<b>2,628.41</b>	<b>–</b>
Accumulated depreciation as at April 1, 2020	0.60	0.04	131.97	563.97	136.97	13.06	16.42	9.04	14.18	886.25	–
Depreciation for the year	0.15	0.01	27.03	99.61	26.51	1.27	7.94	0.77	9.81	173.10	–
Adjustments/ deductions during the year	–	–	–	0.60	–	–	–	–	–	0.60	–
<b>Accumulated depreciation as at March 31, 2021</b>	<b>0.75</b>	<b>0.05</b>	<b>159.00</b>	<b>662.98</b>	<b>163.48</b>	<b>14.33</b>	<b>24.36</b>	<b>9.81</b>	<b>23.99</b>	<b>1,058.75</b>	<b>–</b>
<b>Net Carrying Amount as at March 31, 2021</b>	<b>7.75</b>	<b>0.40</b>	<b>290.66</b>	<b>898.46</b>	<b>302.18</b>	<b>5.02</b>	<b>25.71</b>	<b>5.67</b>	<b>33.81</b>	<b>1,569.66</b>	<b>–</b>
<b>Gross Block</b>											
Gross Carrying Amount as at April 1, 2019	8.50	0.45	399.73	1,318.90	465.66	18.69	21.91	14.28	22.73	2,270.85	119.70
Additions during the year	–	–	6.99	11.39	–	–	4.08	0.39	6.67	29.52	8.71
Adjustments/ deductions during the year	–	–	–	–	–	–	0.55	–	–	0.55	–
<b>Gross Carrying Amount as at March 31, 2020</b>	<b>8.50</b>	<b>0.45</b>	<b>406.72</b>	<b>1,330.29</b>	<b>465.66</b>	<b>18.69</b>	<b>25.44</b>	<b>14.67</b>	<b>29.40</b>	<b>2,299.82</b>	<b>128.41</b>
Accumulated depreciation as at April 1, 2019	0.46	0.03	104.05	460.41	107.70	11.39	9.26	7.73	8.64	709.67	–
Depreciation for the year	0.14	0.01	27.92	103.56	29.27	1.67	7.32	1.31	5.54	176.74	–
Adjustments/ deductions during the year	–	–	–	–	–	–	0.16	–	–	0.16	–
<b>Accumulated depreciation as at March 31, 2020</b>	<b>0.60</b>	<b>0.04</b>	<b>131.97</b>	<b>563.97</b>	<b>136.97</b>	<b>13.06</b>	<b>16.42</b>	<b>9.04</b>	<b>14.18</b>	<b>886.25</b>	<b>–</b>
<b>Net Carrying Amount as at March 31, 2020</b>	<b>7.90</b>	<b>0.41</b>	<b>274.75</b>	<b>766.32</b>	<b>328.69</b>	<b>5.63</b>	<b>9.02</b>	<b>5.63</b>	<b>15.22</b>	<b>1,413.57</b>	<b>128.41</b>

\*Refer Note 17 for charge created on the aforesaid property, plant and equipments.

### 4. INTANGIBLE ASSETS

Particulars	Computer Software
<b>Gross Block</b>	
Gross Carrying Amount as at April 1, 2020	16.79
Additions during the year	1.80
Adjustments/ deductions during the year	–
<b>Gross Carrying Amount as at March 31, 2021</b>	<b>18.59</b>
Accumulated depreciation/amortisation as at April 1, 2020	16.25
Depreciation/amortisation for the year	0.96
Adjustments/ deductions during the year	–
<b>Accumulated depreciation as at March 31, 2021</b>	<b>17.21</b>
<b>Net Carrying Amount as at March 31, 2021</b>	<b>1.38</b>
<b>Gross Block</b>	
Gross Carrying Amount as at April 1, 2019	16.79
Additions during the year	–
Adjustments/ deductions during the year	–
<b>Gross Carrying Amount as at March 31, 2020</b>	<b>16.79</b>
Accumulated depreciation/amortisation as at April 1, 2019	15.04
Depreciation/amortisation for the year	1.21
Adjustments/ deductions during the year	–
<b>Accumulated depreciation as at March 31, 2020</b>	<b>16.25</b>
<b>Net Carrying Amount as at March 31, 2020</b>	<b>0.54</b>

## Notes Forming Part of the Consolidated Financial Statements as at March 31, 2021

### 5. INVESTMENTS

(₹ in lakh)

Particulars	Face Value (₹)	As at March 31, 2021		As at March 31, 2020	
		No. of Shares	Value	No. of Shares	Value
<b>(i) Investment in Equity Instruments</b>					
(Fully paid-up unless otherwise stated)					
<b>Valued at fair value through other comprehensive income</b>					
<b>Quoted :</b>					
Dunlop India Limited	10	25	—	25	—
Radaan Media Works (I) Limited	2	63,190	0.48	63,190	0.80
Tide Water Oil (India) Limited	5	445	19.25	445	14.25
Elpro International Limited	1	2,69,60,077	11,161.47	2,48,70,160	8,157.41
Ambuja Cements Limited	2	15,000	46.31	—	—
SBI Cards and Payment Services Limited	10	65,043	604.48	—	—
Central Depository Services (India) Limited	10	20,000	131.21	—	—
Chambal Fertilisers & Chemicals Ltd.	10	19,500	44.62	—	—
Coal India Ltd.	10	35,307	46.04	—	—
Graphite India Ltd.	2	40,000	204.76	—	—
Heg Ltd.	10	13,000	190.34	—	—
Hindustan Zinc Ltd.	2	16,779	45.77	—	—
Info Edge (India) Ltd.	10	1,000	42.76	—	—
Jindal Saw Limited	2	45,000	33.37	—	—
Larsen & Toubro Ltd.	2	6,884	97.64	—	—
Radico Khaitan Limited	2	7,000	39.26	—	—
Sarda Energy & Minerals Limited	10	4,000	16.75	—	—
		<b>2,73,12,250</b>	<b>12,724.51</b>	<b>2,49,33,820</b>	<b>8,172.46</b>
<b>Others (At fair value through Other Comprehensive Income)</b>					
I G E (India) Private Limited	1	29,988	99.68	29,988	136.30
Dabri Properties and Trading Company Limited	10	60	0.03	60	0.07
R.C.A Limited	5	27,096	29.38	27,096	28.94
		<b>57,144</b>	<b>129.09</b>	<b>57,144</b>	<b>165.31</b>
<b>ii) Investment In Preference Shares (At amortised cost)</b>					
<b>12% Non-convertible preference shares</b>					
Elpro International Limited <sup>^</sup>	10	4,40,000	1,886.36	4,40,000	1,714.87
<b>6% Non-cumulative optionally convertible preference shares</b>					
Ring Investrade Private Limited	10	-	-	12,50,000	125.00
		<b>4,40,000</b>	<b>1,886.36</b>	<b>16,90,000</b>	<b>1,839.87</b>
			<b>14,739.96</b>		<b>10,177.64</b>
Aggregate amount of Quoted Investments			<b>12,724.51</b>		<b>8,172.46</b>
Aggregate market value of Quoted Investments			<b>12,724.51</b>		<b>8,172.46</b>
Aggregate amount of Unquoted Investments			<b>2,015.45</b>		<b>2,005.18</b>

**Note:** <sup>^</sup> These preference shares will have the maximum term of 15 years from the date of allotment. However, these shares can be redeemed earlier at the option of the Company. The dividend on these preference shares will be cumulative and will be receivable at the rate of 12% p.a.

Shares pledged with Bajaj Finance Limited for Loan Against Shares (LAS) Facilities.

**Notes Forming Part of the Consolidated Financial Statements** as at March 31, 2021

(₹ in lakh)

**6. LOANS**

Particulars	As at March 31, 2021	As at March 31, 2020
<b>Unsecured, considered good</b>		
<b>(i) Non-current</b>		
Security deposit	55.39	34.82
	<b>55.39</b>	<b>34.82</b>

Particulars	As at March 31, 2021	As at March 31, 2020
<b>(ii) Current</b>		
<b>Unsecured, considered good</b>		
Loans		
Related parties (refer note 33.9)	332.14	332.49
Other body corporates	204.15	209.55
Security deposits	27.36	111.66
Others	–	0.11
	<b>563.65</b>	<b>653.81</b>
Credit impaired	52.45	52.45
Less: Allowances for doubtful loans	(52.45)	(52.45)
	–	–
	<b>563.65</b>	<b>653.81</b>

**7. OTHER FINANCIAL ASSETS**

Unsecured, considered good

Particulars	As at March 31, 2021	As at March 31, 2020
<b>(i) Non-current</b>		
Fixed deposit with banks (Bank deposits with more than 12 months maturity)	421.20	427.77
Others	38.81	33.98
	<b>460.01</b>	<b>461.75</b>

Particulars	As at March 31, 2021	As at March 31, 2020
<b>(ii) Current</b>		
<b>Interest Accrued and not due on</b>		
Fixed deposits with banks	55.89	32.20
Others	3.66	2.36
<b>Others</b>		
CMPDI Fees	3.06	3.06
Receivable on account of Derivative Contract	50.52	–
Others	0.11	6.72
	<b>113.24</b>	<b>44.34</b>

## Notes Forming Part of the Consolidated Financial Statements as at March 31, 2021

(₹ in lakh)

### 8. NON-CURRENT TAX ASSETS

Particulars	As at March 31, 2021	As at March 31, 2020
Tax deducted at source and Advance tax	3,012.04	2,546.67
Less: Provision for taxation	(2,880.21)	(2,394.78)
	<b>131.83</b>	<b>151.89</b>
Advance fringe benefit tax	13.50	13.50
Less: Provision for taxation	(12.24)	(12.24)
	<b>1.26</b>	<b>1.26</b>
	<b>133.09</b>	<b>153.15</b>

### 9. DEFERRED TAX LIABILITIES/(ASSETS) (NET)

As at March 31, 2021

Particulars	Opening Balance	Recognized in profit or loss	Recognized in other comprehensive income	Closing Balance
<b>Tax effect of items constituting deferred tax liabilities</b>				
Property, plant and equipment	133.59	9.55	-	143.14
Investment	(75.93)	(137.79)	254.80	41.08
	<b>57.66</b>	<b>(128.24)</b>	<b>254.80</b>	<b>184.22</b>
<b>Tax effect of items constituting deferred tax assets</b>				
Expenses allowable on payment basis	37.66	7.03	50.78	95.47
Unabsorbed depreciation	330.26	(217.33)	-	112.93
Provision for doubtful debt and deposit	15.27	16.92	-	32.19
MAT credit entitlement	14.90	-	-	14.90
	<b>398.09</b>	<b>(193.38)</b>	<b>50.78</b>	<b>255.49</b>
<b>Net deferred tax liability/(assets)</b>	<b>(340.43)</b>	<b>65.14</b>	<b>204.02</b>	<b>(71.27)</b>

**Notes Forming Part of the Consolidated Financial Statements** as at March 31, 2021

(₹ in lakh)

**9. DEFERRED TAX LIABILITIES/(ASSETS) (NET) (Contd.)****As at March 31, 2020**

Particulars	Opening Balance	Recognized in profit or loss	Recognized in other comprehensive income	Closing Balance
<b>Tax effect of items constituting deferred tax liabilities</b>				
Property, plant and equipment	159.25	(25.66)	-	133.59
Investment	470.11	(203.75)	(342.29)	(75.93)
	<b>629.36</b>	<b>(229.41)</b>	<b>(342.29)</b>	<b>57.66</b>
<b>Tax effect of items constituting deferred tax assets</b>				
Expenses allowable on payment basis	30.99	0.15	6.52	37.66
Unabsorbed depreciation	193.06	137.20	-	330.26
Provision for doubtful debt and deposit	22.57	(7.30)	-	15.27
MAT credit entitlement	14.90	-	-	14.90
	<b>261.52</b>	<b>130.05</b>	<b>6.52</b>	<b>398.09</b>
<b>Net deferred tax liability</b>	<b>367.84</b>	<b>(359.46)</b>	<b>(348.81)</b>	<b>(340.43)</b>

**10. OTHER ASSETS (Unsecured, considered good)**

Particulars	As at March 31, 2021	As at March 31, 2020
<b>(i) Non-current</b>		
Capital advances	-	825.00
Advances other than Capital advances		
With statutory authorities	0.25	0.25
Others	-	3.44
	<b>0.25</b>	<b>828.69</b>
<b>(ii) Current</b>		
Advances other than Capital advances		
Advances to suppliers and others	128.41	51.70
Cenvat, GST and other Taxes/ Duties	492.67	263.37
Prepaid expenses	-	37.69
Others*	91.71	116.23
	<b>712.79</b>	<b>468.99</b>

\* Include Incentive receivable, etc.

## Notes Forming Part of the Consolidated Financial Statements as at March 31, 2021

(₹ in lakh)

### 11. INVENTORIES (Valued at lower of cost and net realisable value)

Particulars	As at March 31, 2021	As at March 31, 2020
Raw Materials	1,015.94	693.93
Raw Materials In Transit	13.66	-
Work-In-Process	585.59	420.56
Finished Goods	238.40	528.72
Finished Goods In Transit	362.51	729.47
Stock in trade	145.21	387.46
Stock in trade in transit	4.63	2.86
Stores and Spares	41.27	34.95
Loose Tools	0.55	3.82
	<b>2,407.76</b>	<b>2,801.77</b>

### 12. TRADE AND OTHER RECEIVABLES

Particulars	As at March 31, 2021	As at March 31, 2020
Unsecured, considered good	1,686.94	2,904.60
Credit impaired	58.11	57.30
Less: Allowance for credit loss	(58.11)	(57.30)
	1,686.94	2,904.60
	<b>1,686.94</b>	<b>2,904.60</b>

### 13. CASH AND CASH EQUIVALENTS

Particulars	As at March 31, 2021	As at March 31, 2020
<b>Balance with scheduled banks :</b>		
In Current Accounts	30.61	98.66
Cash on hand	131.77	68.20
Others – Silver coins	0.61	0.54
	<b>162.99</b>	<b>167.40</b>

### 14. BANK BALANCES OTHER THAN CASH AND CASH EQUIVALENTS

Particulars	As at March 31, 2021	As at March 31, 2020
Earmarked balances		
In Unpaid Dividend Account	1.75	2.66
Fixed deposits with banks		
Original maturity period more than 3 months up to 12 months	10.48	8.00
	<b>12.23</b>	<b>10.66</b>

**Notes Forming Part of the Consolidated Financial Statements** as at March 31, 2021

(₹ in lakh)

**15. EQUITY SHARE CAPITAL**

Particulars	As at March 31, 2021		As at March 31, 2020	
	No. of shares	Amount	No. of shares	Amount
<b>(a) Authorised</b>				
Equity shares of par value ₹ 1/- each	9,80,00,000	980.00	9,80,00,000	980.00
Preference shares of par value ₹ 100/- each	20,000	20.00	20,000	20.00
		<b>1,000.00</b>		<b>1,000.00</b>
<b>(b) Issued, subscribed and fully paid up</b>				
Equity shares of par value ₹ 1/- each	6,75,00,000	675.00	6,75,00,000	675.00
		<b>675.00</b>		<b>675.00</b>
<b>(c) Forfeited shares</b>				
Equity shares of par value ₹ 1/- each*	250	0.00	250	0.00
		<b>0.00</b>		<b>0.00</b>

\* Nil due to rounding off figures.

**(d) Reconciliation of number and amount of equity shares outstanding:**

Particulars	As at March 31, 2021		As at March 31, 2020	
	No. of shares	Amount	No. of shares	Amount
At the beginning of the year	6,75,00,000	675.00	6,75,00,000	675.00
At the end of the year	6,75,00,000	675.00	6,75,00,000	675.00

- (e) Out of the above issued shares, the Company has only one class of equity shares having a par value of Re. 1/- each. The dividend proposed by the Board of Directors is subject to the approval of shareholders in the ensuing Annual General Meeting. Each holder of equity shares is entitled to one vote per share. In the event of liquidation, the equity shareholders are eligible to receive the remaining assets of the Company after distribution of all preferential amount in proportion of their shareholding.

**(f) Shareholders holding more than 5 % of the equity shares in the Company :**

Name of the shareholder	As at March 31, 2021		As at March 31, 2020	
	No. of shares held	% of holding	No. of shares held	% of holding
Surbhit Dabhiwala	1,23,24,859	18.26%	1,23,24,859	18.26%
Cresta Fund Limited	50,00,000	7.41%	50,00,000	7.41%
I G E (India) Private Limited	1,85,88,608	27.54%	1,04,88,608	15.54%



## Notes Forming Part of the Consolidated Financial Statements as at March 31, 2021

(₹ in lakh)

### 16. OTHER EQUITY

Particulars	As at March 31, 2021	As at March 31, 2020
<b>(a) Capital reserves</b>		
Balances as per last account	39.42	39.42
<b>(b) General reserve</b>		
Balance as per last account	5,504.58	5,504.58
Add : Transferred from Surplus	500.00	
Closing balance	6,004.58	5,504.58
<b>(c) Securities Premium</b>		
Balances as per last account	2,515.50	2,515.50
<b>(d) Employee share options (net)</b>		
Stock Options Outstanding Account	81.89	—
<b>(e) Retained earnings</b>		
Balance as per last account	(1,992.73)	(2,566.29)
Add: Net Profit for the year	1,662.18	636.72
Add: Transfer from other comprehensive income	(174.39)	(22.47)
Less : Appropriations:		
Adjustment during the year	(106.53)	—
Transferred to General Reserve	(500.00)	—
Dividend	(145.98)	(33.75)
Tax on Dividend	—	(6.94)
Closing balance	(1,257.45)	(1,992.73)
<b>(f) Other comprehensive income</b>		
Balance as per last account	5,488.81	8,500.52
Add : Other comprehensive income for the year	1,854.18	(3,106.73)
Adjustments for foreign currency translations	(176.06)	72.55
Less: Transferred to Retained earnings	174.39	22.47
Closing balance	7,341.32	5,488.81
<b>Total (a+b+c+d+e+f)</b>	<b>14,725.26</b>	<b>11,555.58</b>

#### NOTES:

- General Reserve - General reserve is a free reserve and can be utilised for any general purpose like issue of bonus shares, payment of dividend, buy back of shares etc.
- Securities Premium - The amount received in excess of the par value has been classified as Securities premium.
- Retained earnings - Retained earnings represents the amount of accumulated earnings of the Company.
- Capital Reserve- The amount represents capital subsidy received from Government of Maharashtra.
- The share options outstanding account is used to record the fair value of equity-settled share-based payment transactions with employees. The amounts recorded in share options outstanding account will be transferred to securities premium upon exercise of stock options and will be transferred to general reserve on account of stock options not exercised by employees.

**Notes Forming Part of the Consolidated Financial Statements** as at March 31, 2021

(₹ in lakh)

**17. BORROWINGS**

Particulars	As at March 31, 2021	As at March 31, 2020
(i) <b>Non-current</b>		
<b>Others</b>		
<b>Secured</b>		
<b>Vehicle finance loan</b>		
From banks	14.63	8.98

**Nature of securities****(a) Nature of securities**

- (i) Vehicle finance loan from banks and others are secured by hypothecation of vehicles acquired against the said loan.

**(b) Terms of repayment**

Name of the banks/entities	Interest rate	Amount outstanding as at March 31, 2021		Amount outstanding as at March 31, 2020	
		Current	Non current	Current	Non current
1. HDFC Bank#	10.00	2.16	0.38	2.51	1.99
2. ICICI Bank#	9.25	1.56	6.21	1.66	6.99
3. ICICI Bank#	8.60	0.83	4.02	–	–
4. ICICI Bank#	8.60	0.83	4.02	–	–
<b>Total</b>		<b>5.38</b>	<b>14.63</b>	<b>4.17</b>	<b>8.98</b>

1. # Installment includes interest.

2. 1st & 2nd Installment is Nil, 3rd to 63rd Installment is ₹ 0.18 Lakh and 64th Installment is ₹ 0.03 Lakh.

3. Each Installment is ₹ 0.11 Lakh.

Particulars	As at March 31, 2021	As at March 31, 2020
(ii) <b>Current</b>		
<b>Secured</b>		
<b>From banks</b>		
Working capital facilities from bank	1,799.02	1,361.08
<b>From banks</b>		
- LAS facilities from Bajaj Finance Limited	617.47	–
(Repayable on demand)		
<b>Unsecured</b>		
From Bodies Corporate	2,128.71	4,922.36
	<b>4,545.20</b>	<b>6,283.44</b>

**Nature of securities :**

Working Capital facility from Bank are secured by hypothecation of Company's entire stock, book debts and other current assets both present and future and also secured by first charge on fixed assets of the Company including land and building (both units at Aurangabad and Falta). This is further secured by personal guarantee by one of the directors of the Company. LAS facilities from Bajaj Finance Limited are secured by pledge of some of the equity shares (Refer Note No.5).

## Notes Forming Part of the Consolidated Financial Statements as at March 31, 2021

(₹ in lakh)

### 18. PROVISIONS

Particulars	As at March 31, 2021	As at March 31, 2020
<b>(i) Non-current</b>		
Provision for employee benefits Unavailed Leave	25.44	24.50
Provision for decommissioning of liability	10.00	9.43
	<b>35.44</b>	<b>33.93</b>

Particulars	As at March 31, 2021	As at March 31, 2020
<b>(ii) Current</b>		
Provision for employee benefits Gratuity	274.03	93.38
Unavailed Leave	28.37	12.83
	<b>302.40</b>	<b>106.21</b>

### 19. OTHER LIABILITIES

Particulars	As at March 31, 2021	As at March 31, 2020
Statutory liabilities	55.76	56.08
Advances received from customers	44.77	314.54
	<b>100.53</b>	<b>370.62</b>

### 20. TRADE PAYABLES

Particulars	As at March 31, 2021	As at March 31, 2020
Total outstanding dues of micro and small enterprises (refer note no 33.3)	155.25	26.67
Total outstanding dues of creditors other than micro and small enterprises	1,899.05	1,345.68
	<b>2,054.30</b>	<b>1,372.35</b>

### 21. OTHER CURRENT FINANCIAL LIABILITIES

Particulars	As at March 31, 2021	As at March 31, 2020
Current maturities of long term debt*		
Vehicle loan	5.38	4.17
Interest accrued but not due on borrowings	—	13.38
Unpaid dividends^	1.76	2.66
Others	331.85	265.39
	<b>338.99</b>	<b>285.60</b>

\* Refer Note No. 17(i) for nature of securities and terms of repayment respectively.

^ There are no amounts due and outstanding to be credited to Investor Education and Protection Fund.

**Notes Forming Part of the Consolidated Financial Statements** as at March 31, 2021

(₹ in lakh)

**22. REVENUE FROM OPERATIONS**

Particulars	Year ended March 31, 2021	Year ended March 31, 2020
<b>Sale of Products</b>		
PVC Fire Resistant Antistatic Solid Woven Coal Conveyor Belting	16,074.96	9,007.78
Trading Goods		
Ply and steel cord conveyor belting	–	33.81
Fittings and accessories	592.00	461.01
Wind Energy*	190.32	260.42
<b>Other operating revenue</b>		
Miscellaneous Sales	28.77	14.98
Sundry Balance Written Back	6.32	4.57
Duty Credit Scrip Received (IXU)	34.66	84.00
	<b>16,927.03</b>	<b>9,866.57</b>

\* Total number of units generated and sold# (in Kwh units)

# Net of 9,782 units (Previous year 7,013 units) being transmission loss

**23. OTHER INCOME**

Particulars	Year ended March 31, 2021	Year ended March 31, 2020
Interest income	237.19	301.59
Dividend income	7.83	17.64
Rent	0.30	0.29
Foreign exchange gain (Net)		
Realised	331.15	202.56
Unrealised	27.25	–
Profit on sale of investment	–	192.97
Profit on sale of investment (Speculation)	0.03	–
Profit on Sale of Property, Plant and Equipment (Net)	0.22	–
Insurance claim received	11.68	–
Other receipts	281.20	100.96
	<b>896.85</b>	<b>816.01</b>

## Notes Forming Part of the Consolidated Financial Statements as at March 31, 2021

(₹ in lakh)

### 24. COST OF MATERIALS CONSUMED

Particulars	Year ended March 31, 2021	Year ended March 31, 2020
Polyester yarn	2,851.73	1,803.74
Spun yarn	75.26	51.83
Cotton yarn	614.14	341.75
Chemicals		
(i) PVC Resin	1,810.73	950.80
(ii) Phosphate Plasticizer	1,234.81	782.14
(iii) Others	1,873.93	1,060.48
	<b>8,460.60</b>	<b>4,990.74</b>

### 25. PURCHASE OF STOCK IN TRADE

Particulars	Year ended March 31, 2021	Year ended March 31, 2020
Ply and steel cord conveyor belting	132.78	242.22
Fittings and accessories	453.20	648.80
	<b>585.98</b>	<b>891.02</b>

### 26. CHANGE IN INVENTORIES OF FINISHED GOODS, WORK IN PROGRESS AND STOCK IN TRADE

Particulars	Year ended March 31, 2021	Year ended March 31, 2020
<b>Opening Stock</b>		
Finished goods (including in transit)	1,258.19	482.02
Work-in-process	420.56	293.70
Stock in trade (including in transit )	390.32	62.60
	<b>2,069.07</b>	<b>838.32</b>
<b>Less : Closing stock</b>		
Finished goods (including in transit)	600.91	1,258.19
Work-in-process	585.59	420.56
Stock in trade (including in transit )	149.84	390.32
	<b>1,336.34</b>	<b>2,069.07</b>
	<b>732.73</b>	<b>(1,230.75)</b>

### 27. EMPLOYEE BENEFITS EXPENSE

Particulars	Year ended March 31, 2021	Year ended March 31, 2020
Salaries, wages and bonus	1,279.17	1,095.40
Contribution to provident and other funds	30.46	24.65
Staff welfare	133.65	55.61
	<b>1,443.28</b>	<b>1,175.66</b>

**Notes Forming Part of the Consolidated Financial Statements** for the year ended March 31, 2021

(₹ in lakh)

**28. FINANCE COSTS**

Particulars	Year ended March 31, 2021	Year ended March 31, 2020
Interest		
On borrowings	428.18	934.81
Other borrowing costs	59.20	50.66
	<b>487.38</b>	<b>985.47</b>

**29. DEPRECIATION AND AMORTIZATION EXPENSE**

Particulars	Year ended March 31, 2021	Year ended March 31, 2020
Depreciation and amortization expense		
On property, plant and equipment	173.10	176.74
On other intangible assets	0.96	1.21
	<b>174.06</b>	<b>177.95</b>

**30. OTHER EXPENSES**

Particulars	Year ended March 31, 2021	Year ended March 31, 2020
Consumption of stores and spare parts	43.02	22.92
Power and Fuel	550.60	370.62
Rent	19.77	33.68
Repairs-Buildings	200.63	0.25
Repairs-Machinery	110.71	96.41
Repairs-Others	96.16	85.74
Insurance Charges	29.82	32.97
Rates and Taxes	12.04	5.47
Travelling and Conveyance	53.69	124.52
Directors Fees	9.65	4.65
Auditors Remuneration	5.55	18.09
Transport, Packing and Forwarding	1,036.45	1,021.29
Commission On Sales	39.56	93.05
Legal And Professional Fees	565.71	222.58
Subscription And Donation	603.08	401.06
Loss on Sale of Property, Plant and Equipment	—	0.16
Loss on sale of non-current investment	0.03	—
Allowance for credit loss	0.81	57.30
Miscellaneous Expenses	330.34	358.16
Loss on Sale/Merger of Investment	—	421.31
Bank Service Charges	1.15	—

## Notes Forming Part of the Consolidated Financial Statements for the year ended March 31, 2021

(₹ in lakh)

Particulars	Year ended March 31, 2021	Year ended March 31, 2020
Office expenses	0.26	—
Telephone & Internet	1.72	—
Penalties & Fine	1.53	—
	<b>3,712.28</b>	<b>3,370.23</b>

### 31. TAX EXPENSE

Particulars	Year ended March 31, 2021	Year ended March 31, 2020
<b>A. Amount recognised in profit or loss</b>		
<b>Current tax</b>		
Income Tax for earlier years	449.80	45.00
Total current tax	50.45	-
Deferred tax	500.25	45.00
<b>Total</b>	<b>65.14</b>	<b>(359.46)</b>
<b>B. Amount recognised in Other Comprehensive Income</b>		
<b>Deferred tax</b>		
On items that will not be reclassified to profit or loss		
Remeasurement gains/(losses) on defined benefit plans	(50.78)	(6.52)
Equity instruments through other comprehensive income	254.80	(342.29)
<b>Total</b>	<b>204.02</b>	<b>(348.81)</b>

### 32. OTHER COMPREHENSIVE INCOME

Particulars	Year ended March 31, 2021	Year ended March 31, 2020
<b>Items that will not be reclassified to profit or loss</b>		
Re-measurements of defined benefit plans	(174.39)	(22.37)
Gains/(Losses) on measuring Equity Instruments through Other comprehensive income	2,232.59	(3,433.17)
	<b>2,058.20</b>	<b>(3,455.54)</b>
Less: Income tax relating to items that will not be reclassified to profit or loss	204.02	(348.81)
	<b>1,854.18</b>	<b>(3,106.73)</b>

**Notes Forming Part of the Consolidated Financial Statements** for the year ended March 31, 2021

(₹ in lakh)

**33. OTHER DISCLOSURES****1. Contingent liabilities and commitments (to the extent not provided for) in respect of :**

Particulars	Year ended March 31, 2021	Year ended March 31, 2020
<b>(i) Contingent liabilities</b>		
<b>a) Claims against the Group not acknowledged as debt :</b>		
Income Tax matter under Appeal	72.79	35.14
Service Tax matter under Appeal	24.09	24.09
<b>b) Guarantees :</b>		
Guarantees given by bank on behalf of the Group	568.41	477.16
<b>(ii) Capital commitment</b>		
Estimated amount of capital contracts remaining to be executed and not provided for	<b>15.81</b>	<b>9.13</b>

The Group's pending litigation comprises of claim against the Group and proceeding pending with tax/statutory/Government authorities. The Group has reviewed all its pending litigations and proceedings and has made adequate provisions, and disclosed the contingent liabilities, where applicable, in its Financial Statements. The Group does not expects the outcome of these proceedings to have a material impact on its financial position. Future cash outflows in respect of [a (i), (ii) & (iii)] above are dependent upon the outcome of judgments / decisions.

**2. Movement in Expected Credit Losses**

Particulars	As at March 31, 2021	As at March 31, 2020
Balance at the beginning of the year	109.75	52.45
Change in Statement of Profit and Loss	0.81	57.30
<b>Balance at the end of the year</b>	<b>110.56</b>	<b>109.75</b>

**3. Based on the information/documents available with the Company, detail as per the requirement of section 22 of the Micro, Small and Medium Enterprises Development Act, 2006 are as follows:**

Sl. No.	Particulars	As at March 31, 2021	As at March 31, 2020
<b>I. Balance of Trade Payables as at the end of the year</b>			
	Principal amount due to Micro Enterprises and Small Enterprises*	155.25	26.67
	Interest amount due to Micro Enterprises and Small Enterprises	–	–
		<b>155.25</b>	<b>26.67</b>
<b>II. Paid during the year</b>			
	Principal amount paid to Micro Enterprises and Small Enterprises beyond the appointed date		
	Principal amount	983.33	235.88
	Interest amount	–	–

\* Included in the line item "Total outstanding dues of micro enterprises and small enterprises" under note no. 20.

**4. Expenditure on Corporate Social Responsibility (CSR) activities:**

Sl. No.	Particulars	2020-21	2019-20
(a)	Gross amount required to be spent by the Group during the year	–	–
(b)	Amount spent during the year in cash	–	–



## Notes Forming Part of the Consolidated Financial Statements as at March 31, 2021

(₹ in lakh)

### 5. Earning Per Share (EPS) :

Sl. No.	Particulars	Year ended March 31, 2021	Year ended March 31, 2020
(a)	Profit / (Loss) attributable to Shareholders (₹ in lakh)	1,662.18	636.72
(b)	Weighted average number of Equity Shares	6,75,00,000	6,75,00,000
(c)	Weighted average number of potential Equity Shares	6,75,00,000	6,75,00,000
(d)	Nominal Value of Equity Share (₹)	1	1
(e)	Basic EPS (₹)	2.46	0.94
(f)	Diluted EPS (₹)	2.46	0.94

### 6. Employee Benefits:

As per Indian Accounting Standard- 19 "Employee Benefits", the disclosures of Employee Benefits are as follows:

a) Contributions to Defined Contribution Plan recognized as expenses for the year are as under:

Particulars	2020-21	2019-20
Employer's Contribution to Provident Fund	6.61	6.62
Employer's Contribution to Pension Fund	7.23	6.93
Employer's Contribution to Employees State Insurance Scheme	1.91	1.78

b) The disclosure as per the Indian Accounting Standard 19 (AS-19) "Employee Benefits" are given below:

The Group operates post retirement benefit plans as following:

Funded: Gratuity.

Non Funded: Leave Encashment

### Disclosures for defined benefit plans based on actuarial reports as on March 31, 2021

(₹ in lakh)

Particulars	Gratuity (Funded)	
	2020-21	2019-20
<b>A. Expenses recognised in the Statement of Profit and Loss :</b>		
Current Service Cost	10.54	6.56
Past Service Cost	—	—
Net Interest on the net defined benefit liability/asset	6.08	4.54
Curtailment	—	—
Settlement	—	—
<b>Total Expenses recognized in the Statement of Profit and Loss *</b>	<b>16.62</b>	<b>11.10</b>
<b>B. Other comprehensive Income:</b>		
Actuarial (Gain)/Loss arising from :		
- Change in demographic assumptions	—	—
- Change in financial assumptions	0.77	20.08
- Change in experience assumptions	174.02	2.55
(Return)/Loss on plan assets excluding amount included in Interest Income	(0.40)	(0.27)
<b>Components of defined costs recognised in Other comprehensive Income</b>	<b>174.39</b>	<b>22.36</b>



## Notes Forming Part of the Consolidated Financial Statements as at March 31, 2021

(₹ in lakh)

Particulars	Gratuity (Funded)	
	2020-21	2019-20
<b>C. Change in the Fair Value of Assets:</b>		
Fair Value of Plan Assets at the beginning of the year	148.59	169.08
Interest Income	10.41	11.63
Contributions by the Employer	10.53	–
Mortality Charges and Taxes	(0.17)	(0.18)
Benefits paid	(5.83)	(32.21)
Return on plan assets, excluding amount recognised in interest Income - Gains/ (Loss)	0.40	0.27
<b>Fair Value of Plan Assets at the end of the year</b>	<b>163.93</b>	<b>148.59</b>
<b>D. Change in Defined Benefit Obligations :</b>		
Present Value of Defined Benefit Obligations as at the beginning of the year	241.97	228.82
Current Service Cost	10.54	6.56
Past Service Cost	-	-
Interest Cost	16.49	16.17
Benefits Paid	(5.83)	(32.21)
Remeasurements on obligation - (Gains)/ Loss	174.79	22.63
<b>Present Value of Defined Benefit Obligations as at the end of the year</b>	<b>437.96</b>	<b>241.97</b>
<b>E. Net Asset / (Liability) recognised in the Balance Sheet as at the year end:</b>		
Present Value of Defined Benefit Obligations	437.96	241.97
Fair Value of Plan Assets	163.93	148.59
<b>Liability /(Assets) recognized in the Balance Sheet</b>	<b>274.03</b>	<b>93.38</b>
<b>F. Principal Actuarial Assumptions used :</b>		
Discounted Rate (per annum) Compound	6.80%	6.90%
Expected Rate of return on Plan Assets	6.90%	7.60%
Rate of Salary increase (per annum)	10.00%	10.00%
Retirement Age ( Year )	60	60
Mortality Rate	IALM(2012-14) Ultimate	IALM(2012-14) Ultimate
<b>G. Major category of Plan assets as a % of the Total Plan Assets as at the year end :</b>		
Government of India Securities	0.00%	0.00%
High quality corporate bonds	0.00%	0.00%
Equity shares of listed Companies	0.00%	0.00%
Property	0.00%	0.00%
Special deposit scheme	0.00%	0.00%
Funds managed by the insurer	100.00%	100.00%
Others	0.00%	0.00%

## Notes Forming Part of the Consolidated Financial Statements as at March 31, 2021

### 33. OTHER DISCLOSURES (Contd.)

#### 6 Employee Benefits (Contd.)

(₹ in lakh)

Particulars	Gratuity (Funded)	
	2020-21	2019-20
<b>H. Maturity analysis of the Benefit Payments :</b>		
Year 1	341.22	134.52
Year 2	24.68	24.68
Year 3	13.48	13.48
Year 4	28.71	28.71
Year 5	8.81	8.81
Next 5 Years	65.87	65.87
<b>I. Sensitivity analysis on Present value of Defined Benefit Obligations:</b>		
Discount rate + 100 basis point	430.68	234.83
Discount rate - 100 basis point	446.31	250.07
Salary increase rate + 100 basis point	444.81	248.60
Salary increase rate - 100 basis point	431.86	236.00
Withdrawal rate + 100 basis point	436.72	240.87
Withdrawal rate - 100 basis point	439.37	243.20
Sensitivity analysis indicates the influence of a reasonable change in certain significant assumptions on the outcome of the Present value of obligation (PVO) and aids in understanding the uncertainty of reported amounts. Sensitivity analysis is done by varying one parameter at a time and studying its impact.		

#### Disclosures for defined benefit plans based on actuarial reports as on March 31, 2021

Particulars	Leave Encashment (Non Funded)	
	2020-21	2019-20
<b>A. Expenses recognized in the Statement of Profit and Loss :</b>		
Current Service Cost	4.08	3.22
Acquisition (Gain)/Loss	–	–
Past Service Cost	–	–
Net Interest (Income)/Expense	2.40	2.04
Curtailment	–	–
Settlement	–	–
Remeasurements Cost/ (credit) for the year	13.80	5.76
<b>Total Expenses recognized in the Statement of Profit and Loss *</b>	<b>20.28</b>	<b>11.02</b>

**Notes Forming Part of the Consolidated Financial Statements** as at March 31, 2021**33. OTHER DISCLOSURES (Contd.)****6 Employee Benefits (Contd.)**

(₹ in lakh)

Particulars	Leave Encashment (Non Funded)	
	2020-21	2019-20
<b>B. Change in Defined Benefit Obligations :</b>		
Present Value of Defined Benefit Obligations as at the beginning of the year	35.94	28.94
Current Service Cost	4.08	3.22
Interest Cost	2.40	2.04
Benefits Paid	(2.41)	(4.02)
Actuarial (Gains)/ Losses	13.80	5.76
<b>Present Value of Defined Benefit Obligations as at the end of the year</b>	<b>53.81</b>	<b>35.94</b>
<b>C. Principal Actuarial Assumptions used :</b>		
Discounted Rate (per annum) Compound	6.80%	6.90%
Expected Rate of return on Plan Assets	NA	NA
Rate of Salary increase (per annum)	10.00%	10.00%
<b>D. Maturity analysis of the Benefit Payments : (Refer Note)</b>		
Year 1	28.37	11.44
Year 2	1.36	3.38
Year 3	3.22	1.44
Year 4	1.27	3.62
Year 5	1.95	1.22
Next 5 Years	15.67	15.98
<b>E. Sensitivity analysis on Present value of Defined Benefit Obligations: (Refer Note)</b>		
Discount rate + 100 basis point	51.48	33.96
Discount rate - 100 basis point	56.55	38.23
Salary increase rate + 100 basis point	56.16	37.88
Salary increase rate - 100 basis point	51.77	34.21

Sensitivity analysis indicates the influence of a reasonable change in certain significant assumptions on the outcome of the Present value of obligation (PVO) and aids in understanding the uncertainty of reported amounts. Sensitivity analysis is done by varying one parameter at a time and studying its impact.

\*Included in "Salaries, Wages and Bonus" and "Contribution to Provident Fund, Gratuity and Other Funds" under "Employee benefit expenses" on Note 27.

The expected return on Plan Assets is based on the actuarial expectation of the average long-term rate of return expected. The discount rate is based on the prevailing market yields on Government bonds as at the balance sheet date.

NA represents the figures are not available in actuarial reports.

## Notes Forming Part of the Consolidated Financial Statements as at March 31, 2021

(₹ in lakh)

### 33. OTHER DISCLOSURES (Contd.)

#### 7 Segment Reporting disclosures as per Ind AS-108 "Operating Segments":

##### Operating Segments:

a) Conveyor Belting      b) Wind Energy      c) Trading Goods

##### Identification of Segments:

The chief operating decision maker monitor the operating results of its business segments separately for the purpose of making decisions about resource allocation and performance assessment. Segment performance is evaluated based on profit or loss and is measured consistently with profit or loss in the financial statements. Operating segments have been identified on the basis of the nature of products/services and have been identified as per the quantitative criteria specified in the Ind AS.

##### Segment Revenue and Results:

The expenses and incomes which are not attributable to any business segment are shown as unallocated expenditure (net of unallocated income).

##### Segment Assets and Liabilities:

Segment assets include all operating assets used by the operating segment and mainly consist of property, plant and equipments, trade and other receivables, cash and cash equivalents, bank balance other than cash and cash equivalents etc.

Segment liabilities primarily includes trade payables, borrowings and other liabilities.

Common assets and liabilities which cannot be allocated to any of the segments are shown as a part of unallocated Corporate assets/liabilities.



## Notes Forming Part of the Consolidated Financial Statements as at March 31, 2021

### 33 OTHER DISCLOSURES (Contd.)

#### 7 Segment Reporting disclosures as per Ind AS-108 "Operating Segments": (Contd.)

##### (a) Information about primary business segments :

(₹ in lakh)

Particulars	Conveyor Belting		Wind Energy		Trading Goods		Unallocated Corporate		Total Amount	
	2020-21	2019-20	2020-21	2019-20	2020-21	2019-20	2020-21	2019-20	2020-21	2019-20
<b>Segment Revenue</b>										
Sale and Services to External customers	16,074.96	9,007.78	190.32	260.42	592.00	494.82	–	–	16,857.28	9,763.02
Other operating revenue	–	–	–	–	–	–	69.75	103.55	69.75	103.55
<b>Revenue from operations (Gross)</b>	<b>16,074.96</b>	<b>9,007.78</b>	<b>190.32</b>	<b>260.42</b>	<b>592.00</b>	<b>494.82</b>	<b>69.75</b>	<b>103.55</b>	<b>16,927.03</b>	<b>9,866.57</b>
<b>Net Turnover</b>	<b>16,074.96</b>	<b>9,007.78</b>	<b>190.32</b>	<b>260.42</b>	<b>592.00</b>	<b>494.82</b>	<b>69.75</b>	<b>103.55</b>	<b>16,927.03</b>	<b>9,866.57</b>
<b>Segment Results</b>	<b>3,173.14</b>	<b>1,589.85</b>	<b>29.46</b>	<b>138.22</b>	<b>(139.68)</b>	<b>17.45</b>	<b>–</b>	<b>–</b>	<b>3,062.92</b>	<b>1,745.52</b>
Unallocated Corporate Expenses	–	–	–	–	–	–	(585.16)	(739.38)	(585.16)	(739.38)
	3,173.14	1,589.85	29.46	138.22	(139.68)	17.45	(585.16)	(739.38)	2,477.76	1,006.14
Interest Expenses	–	–	–	–	–	–	(487.38)	(985.47)	(487.38)	(985.47)
Interest Income	–	–	–	–	–	–	237.19	301.59	237.19	301.59
<b>Profit/(Loss) before Tax</b>	<b>3,173.14</b>	<b>1,589.85</b>	<b>29.46</b>	<b>138.22</b>	<b>(139.68)</b>	<b>17.45</b>	<b>(835.35)</b>	<b>(1,423.26)</b>	<b>2,227.57</b>	<b>322.26</b>
Income Tax	–	–	–	–	–	–	565.39	(314.46)	565.39	(314.46)
<b>Profit After Tax</b>	<b>3,173.14</b>	<b>1,589.85</b>	<b>29.46</b>	<b>138.22</b>	<b>(139.68)</b>	<b>17.45</b>	<b>(1,400.74)</b>	<b>(1,108.80)</b>	<b>1,662.18</b>	<b>636.72</b>

##### (b) Other information :

Particulars	Conveyor Belting		Wind Energy		Trading Goods		Unallocated Corporate		Total Amount	
	2020-21	2019-20	2020-21	2019-20	2020-21	2019-20	2020-21	2019-20	2020-21	2019-20
<b>Segment Assets</b>	<b>4,116.33</b>	<b>5,291.70</b>	<b>443.80</b>	<b>425.42</b>	<b>256.17</b>	<b>424.80</b>			<b>4,816.30</b>	<b>6,141.92</b>
Unallocated Corporate Assets	–	–	–	–	–	–	17,975.45	14,549.79	17,975.45	14,549.79
<b>Total Assets</b>	<b>4,116.33</b>	<b>5,291.70</b>	<b>443.80</b>	<b>425.42</b>	<b>256.17</b>	<b>424.80</b>	<b>17,975.45</b>	<b>14,549.79</b>	<b>22,791.75</b>	<b>20,691.71</b>
<b>Segment Liabilities</b>	<b>(2,716.54)</b>	<b>(2,062.75)</b>	<b>(55.48)</b>	<b>(26.15)</b>	<b>(10.02)</b>	<b>(2.77)</b>			<b>(2,782.04)</b>	<b>(2,091.67)</b>
Unallocated Corporate Liabilities	–	–	–	–	–	–	(4,609.45)	(6,368.96)	(4,609.45)	(6,368.96)
<b>Total Liabilities</b>	<b>(2,716.54)</b>	<b>(2,062.75)</b>	<b>(55.48)</b>	<b>(26.15)</b>	<b>(10.02)</b>	<b>(2.77)</b>	<b>(4,609.45)</b>	<b>(6,368.96)</b>	<b>(7,391.49)</b>	<b>(8,460.63)</b>

- Note : (i) Conveyor Belting segment includes manufacturing and sale of PVC Conveyor Belting.  
(ii) Wind Energy Segment includes generation, supply and sale of Wind Power (Electricity).  
(iii) Unallocated / Corporate Segment includes Corporate, Administrative and Financing activity.

## Notes Forming Part of the Consolidated Financial Statements as at March 31, 2021

### 33 OTHER DISCLOSURES (Contd.)

#### 7 Segment Reporting disclosures as per Ind AS-108 "Operating Segments": (Contd.)

#### (c) Reconciliations of amounts reflected in the financial statements

##### (i) Reconciliation of assets

(₹ in lakh)

Particulars	As at March 31, 2021	As at March 31, 2020
Segment operating assets	22,791.77	20,691.71
<b>Total assets</b>	<b>22,791.77</b>	<b>20,691.71</b>

##### (ii) Reconciliation of liabilities

Particulars	As at March 31, 2021	As at March 31, 2020
Segment operating liabilities	7,391.49	8,460.63
<b>Total liabilities</b>	<b>7,391.49</b>	<b>8,460.63</b>

#### (d) Information about secondary business segments :

Particulars	As at March 31, 2021	As at March 31, 2020
<b>Revenue by geographical market</b>		
<b>Sale of products</b>		
Domestic	2,565.03	1,758.49
Export	14,292.25	8,004.53
<b>Total</b>	<b>16,857.28</b>	<b>9,763.02</b>
<b>Assets</b>		
Trade receivables (net of provision for doubtful debt)		
Within India	422.46	748.58
Outside India	1,264.48	2,156.02
<b>Total</b>	<b>1,686.94</b>	<b>2,904.60</b>

**Notes Forming Part of the Consolidated Financial Statements** as at March 31, 2021**33 OTHER DISCLOSURES (Contd.)****8 Details of loan given, investments made, guarantee or security provided covered under section 186 (4) of the Companies Act, 2013 :**

All loans, investments, guarantees and securities as disclosed in respective notes are provided for business purposes.

**i) Details of Loans given:**

The particulars of loans given are as under:

(₹ in lakh)

Name of the Loanee	Loan given	Loan refunded	Amount of loan outstanding on 31.03.2021	Purpose of loan taken by the loanee
Elpro International Ltd.	552.00 (-)	552.00 (-)	- (-)	General corporate purpose
Pure Coke Ltd.	- (-)	- (173.80)	- (-)	General corporate purpose
I G E (India) Pvt Ltd.	7.00 (557.00)	7.00 (815.97)	- (-)	General corporate purpose
Aurangabad Auto Engineering Pvt Ltd	- (-)	- (193.75)	10.51 (10.51)	General corporate purpose
Meybuen Ventures Pvt Ltd	0.03 (-)	- (50.00)	5.48 (5.45)	General corporate purpose
Mudra Denim Pvt Ltd.	0.37 (0.13)	- (-)	34.20 (29.63)	General corporate purpose
Pahari Projects Pvt Ltd.	0.01 (-)	- (62.73)	3.50 (3.49)	General corporate purpose
Orissa Steel Trading Corporation	- (-)	10.00 (-)	150.46 (160.46)	General corporate purpose
Fortune Capital Holding Pvt. Ltd.	6.32 (-)	6.32 (-)	- (-)	General corporate purpose
Dabri Properties & Trading Co. Ltd.	25.00 (-)	52.00 (-)	332.14 (332.49)	General corporate purpose
Manik Chand Dabriwala	- (-)	- (39.73)	- (-)	General corporate purpose
<b>Total</b>	<b>590.73</b> <b>(557.13)</b>	<b>627.32</b> <b>(1,335.98)</b>	<b>536.29</b> <b>(542.03)</b>	

**Note:** Figures in bracket relating to previous year.

**(ii) Details of Investments made :**

The particulars of investments made are given under "Investment " under note no. 5.

**(iii) Details of guarantee given and security provided :**

The Company has not given any guarantee and has not provided any security during the year.



## Notes Forming Part of the Consolidated Financial Statements as at March 31, 2021

### 33 OTHER DISCLOSURES (Contd.)

#### 9 Related party disclosures :

##### (a) Name of the related parties and description of relationship :

##### (i) Enterprises where key management personnel and their relatives have substantial interest and /or significant influence:

- R.C.A. Limited
- Pure Coke Limited (Merged with I G E (India) Pvt Ltd during the year),
- Elpro International Limited,
- I G E (India) Private Limited,
- Paradigm Finance Limited
- Dabri Properties & Trading Company Limited

##### (iii) Key Management Personnel (KMP):

Mr. R. K. Dabriwala – Managing Director

##### (b) Details of transaction made with related parties during the year :

(₹ in lakh)

Nature of transaction	R.C.A. Limited		Pure Coke Limited		Elpro International Limited		I.G.E. (India) Private Limited		Paradigm Finance Limited		Dabri Properties & Trading Co. Limited		Key Management	
	2020-21	2019-20	2020-21	2019-20	2020-21	2019-20	2020-21	2019-20	2020-21	2019-20	2020-21	2019-20	2020-21	2019-20
Director Remuneration	-	-	-	-	-	-	-	-	-	-	-	-	173.46	97.88
<b>Interest on Loan</b>														
Received	-	-	-	-	-	-	-	31.03	-	-	28.81	27.68	-	-
Paid	8.29	28.40	-	-	29.54	164.45	33.18	-	6.04	12.13	-	-	-	-
Interest received on Preference Shares	-	-	-	-	171.49	155.90	-	-	-	-	-	-	-	-
Rent Received	0.30	0.30	-	-	-	-	-	-	-	-	-	-	-	-
<b>Dividend Income</b>														
On Preferential Shares	-	-	-	-	5.28	16.81	-	-	-	-	-	-	-	-
<b>Inter Corporate Deposit :</b>														
Loan Given	-	-	-	-	552.00	-	7.00	557.00	-	-	25.00	-	-	-
Repayment of Loan	-	-	-	173.80	552.00	-	7.00	815.97	-	-	52.00	-	-	-
Loan Taken	-	230.00	-	-	250.00	3,200.00	1,396.00	1,165.20	-	20.00	-	-	-	-
Loan Repaid	255.56	2,020.00	-	-	1,423.00	2,175.00	1,520.28	375.00	109.08	-	-	-	-	-
Reimbursement of Expenses (Net)	-	-	-	-	75.00	-	-	0.44	-	-	-	-	-	-
Recovery of Expenses (Net)	-	-	-	-	-	-	0.23	-	-	-	-	-	-	-
<b>Balance Outstanding:</b>														
Loan Given	-	-	-	-	-	-	-	-	-	-	332.14	332.49	-	-
Loan Taken	-	255.56	-	-	27.32	1,173.00	644.14	762.28	-	109.08	-	-	-	-
Dividend Receivable	-	-	-	-	38.81	33.98	-	-	-	-	-	-	-	-
Investment in preference share	-	-	-	-	171.49	155.90	-	-	-	-	-	-	-	-

**Notes :** (a) The transactions with related parties have been entered at amounts which are not materially different from those on normal commercial terms.

(b) No amount has been written back/written off during the year in respect of due to /from related parties.

(c) The amount due from related parties is good and hence no provision for doubtful debts in respect of dues from such related parties is required.

(d) Pure Coke Limited merged with I G E (India) Private Limited during the last year.

**Notes Forming Part of the Consolidated Financial Statements** as at March 31, 2021**33 OTHER DISCLOSURES (Contd.)****10 Financial instruments - Accounting, Classification and Fair Value measurements****A. Financial instruments by category**

(₹ in lakh)

Particulars	Refer Note No.	March 31, 2021			March 31, 2020		
		FVTPL	FVTOCI	Amortised Cost	FVTPL	FVTOCI	Amortised Cost
<b>Financial Assets</b>							
Investments	5	–	12,853.60	1,886.36	–	8,337.77	1,839.87
Trade receivables	12	–	–	1,686.94	–	–	2,904.60
Cash and cash equivalents	13	–	–	162.99	–	–	167.40
Bank balances other than cash and cash equivalents	14	–	–	12.23	–	–	10.66
Loans	6	–	–	619.04	–	–	688.63
Other financial assets	7	–	–	573.25	–	–	506.09
<b>Total</b>		–	<b>12,853.60</b>	<b>4,940.81</b>	–	<b>8,337.77</b>	<b>6,117.25</b>
<b>Financial Liabilities</b>							
Borrowings	17	–	–	4,559.83	–	–	6,292.42
Trade payables	20	–	–	2,054.30	–	–	1,372.35
Other financial liabilities	21	–	–	338.99	–	–	285.60
<b>Total</b>		–	–	<b>6,953.12</b>	–	–	<b>7,950.37</b>

**B. Fair value hierarchy**

The fair value of the financial assets and financial liabilities are included at the amount at which the instrument could be exchanged in a current transaction between willing parties, other than in a forced or liquidation sale.

**The following methods and assumptions were used to estimate the fair values:**

Fair value of cash and cash equivalents, bank balances other than cash and cash equivalents, trade receivables, other financial assets, short term borrowings from banks and financial institutions, trade payables and other financial liabilities approximate their carrying amounts due to the short-term maturities of these instruments.

The Company uses the following fair value hierarchy for determining and disclosing the fair value of financial instruments:

**Level 1** : Quoted prices (unadjusted) in active markets for identical assets or liabilities.

**Level 2** : Inputs other than quoted prices included within Level 1 that are observable for the asset or liability, either directly or indirectly.

**Level 3** : Inputs for the assets or liabilities that are not based on observable market data (unobservable inputs).

The following tables provide the fair value hierarchy of the Company's assets and liabilities measured at fair value on a recurring basis:

**(i) Financial assets and financial liabilities measured at fair value on a recurring basis :**

(₹ in lakh)

Particulars	Level 1	Level 2	Level 3	Total
<b>As at March 31, 2021</b>				
<b>Financial Assets</b>				
At FVTOCI				
Investment in equity instruments	12,724.51	–	129.09	12,853.60
<b>Total Financial Assets</b>	<b>12,724.51</b>	<b>–</b>	<b>129.09</b>	<b>12,853.60</b>
<b>Particulars</b>	<b>Level 1</b>	<b>Level 2</b>	<b>Level 3</b>	<b>Total</b>
<b>As at March 31, 2020</b>				
<b>Financial Assets</b>				
At FVTOCI				
Investment in equity instruments	8,172.46	–	165.31	8,337.77
<b>Total Financial Assets</b>	<b>8,172.46</b>	<b>–</b>	<b>165.31</b>	<b>8,337.77</b>

## Notes Forming Part of the Consolidated Financial Statements as at March 31, 2021

### 33 OTHER DISCLOSURES (Contd.)

#### 10 Financial instruments - Accounting, Classification and Fair Value measurements : (Contd.)

##### (ii) Fair value of financial assets and liabilities measured at amortised cost

(₹ in lakh)

Particulars	March 31, 2021		March 31, 2020	
	Carrying Amount	Fair Value	Carrying Amount	Fair Value
<b>Financial Assets</b>				
Investments	1,886.36	1,886.36	1,839.87	1,839.87
Trade receivables	1,686.94	1,686.94	2,904.60	2,904.60
Cash and cash equivalents	162.99	162.99	167.40	167.40
Bank balances other than cash and cash equivalents	12.23	12.23	10.66	10.66
Loans	619.04	619.04	688.63	688.63
Other financial assets	573.25	573.25	506.09	506.09
<b>Total</b>	<b>4,940.81</b>	<b>4,940.82</b>	<b>6,117.25</b>	<b>6,117.25</b>
<b>Financial Liabilities</b>				
Borrowings	4,559.83	4,559.83	6,292.42	6,292.42
Trade payables	2,054.30	2,054.30	1,372.35	1,372.35
Other financial liabilities	338.99	338.99	285.60	285.60
<b>Total</b>	<b>6,953.12</b>	<b>6,953.12</b>	<b>7,950.37</b>	<b>7,950.37</b>

#### 11 Financial risk management objectives and policies

The Group's principal financial liabilities includes borrowings, trade payables and other financial liabilities. The main purpose of these financial liabilities is to finance the Group's operations. The Group's principal financial assets include trade receivables, cash and cash equivalents and other financial assets that derive directly from its operations.

The Group is exposed to credit risk, liquidity risk and market risk. The management oversees these risks and appropriate financial risk governance framework for the Group. The management provides assurance that the Group's financial risk activities are governed by appropriate policies and procedures and that financial risks are identified, measured and managed in accordance with the Group's policies and risk objectives. All derivative activities for risk management purposes are carried out by specialist team that have the appropriate skills, experience and supervision. It is the Group's policy that derivatives are used exclusively for hedging purposes and not for trading or speculative purposes.

The Board of Directors reviews and agrees policies for managing each of these risks, which are summarized below :

##### (a) Market risk

Market risk is the risk that the fair value of future cash flows of a financial instrument will fluctuate because of changes in market prices. Market risk comprises three types of risk: interest rate risk, currency risk and other risks, such as regulatory risk and commodity price risk.

##### (i) Interest rate risk

Interest rate risk is the risk that the fair value or future cash flows of a financial instrument will fluctuate because of changes in market interest rates. The Group's exposure to the risk of changes in market interest rates relates primarily to the Group's long-term debt obligations with floating interest rates.

## Notes Forming Part of the Consolidated Financial Statements as at March 31, 2021

### 33 OTHER DISCLOSURES (Contd.)

#### 11 Financial risk management objectives and policies (Contd.)

The Group manages its interest rate risk by having a balanced portfolio of fixed and variable rate loans and borrowings.

To manage this, the Group enters into derivative contracts as and when required, in which it agrees to exchange, at specified intervals, the difference between fixed and variable rate interest amounts calculated by reference to an agreed-upon notional principal amount.

#### (ii) Foreign currency risk

Foreign currency risk is the risk that the fair value or future cash flows of an exposure will fluctuate because of changes in foreign exchange rates. The Group's exposure to the risk of changes in foreign exchange rates relates primarily to the Group's foreign currency denominated borrowings. This foreign currency risk is covered by using foreign exchange forward contracts.

#### Foreign currency sensitivity

1% increase or decrease in foreign exchange rates will no material impact on Profit.

Unhedged Foreign Currency exposures are as follows :-

Nature	Currency	₹ in lakh	
		As at March 31, 2021	As at March 31, 2020
Amount receivable on account of sale of goods, loans and advances, interest, etc.	USD	–	10.68
	SGD	–	–
	CDN	10.09	20.60
	AUD	–	–
Amount payable on account of purchase of goods and services, loans and advances, interest, etc.	USD	4.84	3.39
	GBP	–	0.03
	CDN	0.70	5.75
	AUD	–	–

#### (b) Credit risk

Credit risk is the risk that counterparty will not meet its obligations under a financial instrument or customer contract, leading to a financial loss.

The impairment for financial assets are based on assumptions about risk of default and expected loss rates. The Group uses judgement in making these assumptions and selecting the inputs to the impairment calculation, based on the Group's past history, existing market conditions as well as forward looking estimates at the end of each balance sheet date.

Financial assets are written off when there is no reasonable expectation of recovery, however, the Group continues to attempt to recover the receivables. Where recoveries are made, these are recognised in the Statement of Profit and Loss.

#### (i) Trade receivables

Customer credit risk is managed based on Group's established policy, procedures and control relating to customer credit risk management.

Trade receivables are non-interest bearing and are generally on credit terms of 3 to 60 days.

An impairment analysis is performed at each balance sheet date on an individual basis for major clients. In addition, a large number of minor receivables are grouped into homogenous groups and assessed for impairment collectively. The maximum exposure to credit risk at the balance sheet date is the carrying value of each class of financial assets disclosed in note no. 12.

## Notes Forming Part of the Financial Statements as at March 31, 2021

### 33 OTHER DISCLOSURES (Contd.)

#### 11 Financial risk management objectives and policies (Contd.)

##### (ii) Balances with banks

Credit risk from balances with banks is managed in accordance with the Group's policy. Investments of surplus funds are made only with approved counterparties.

The Group's maximum exposure to credit risk for the components of the balance sheet as at March 31, 2021 and March 31, 2020 is the carrying amounts as stated in note no. 13 and 14.

##### (c) Liquidity risk

The Group's objective is to maintain a balance between continuity of funding and flexibility through the use of cash credit facilities and short term loans.

The table below summarises the maturity profile of the Group's financial liabilities based on contractual undiscounted payment :

(₹ in lakh)

Sl. No.	Particulars	Less than 1 year	1 to 5 years	>5 years	Total
<b>A.</b>	<b>As at March 31, 2021</b>				
(i)	Borrowings	4,545.20	14.63	–	4,559.83
(ii)	Trade payables	2,054.30	–	–	2,054.30
(iii)	Other financial liabilities	338.99	–	–	338.99
	<b>Total</b>	<b>6,938.49</b>	<b>14.63</b>	<b>–</b>	<b>6,953.12</b>
<b>B.</b>	<b>As at March 31, 2020</b>				
(i)	Borrowings	6,283.44	8.39	0.59	6,292.42
(ii)	Trade payables	1,372.35	–	–	1,372.35
(iii)	Other financial liabilities	285.60	–	–	285.60
	<b>Total</b>	<b>7,941.39</b>	<b>8.39</b>	<b>0.59</b>	<b>7,950.37</b>

#### 12 Additional information requirement as per Schedule III of the Companies Act, 2013

- 12.1 In accordance with Indian Accounting Standard 110 "Consolidated Financial Statements", the Consolidated Financial Statements of the Group include the financial statements of the Holding Company and its subsidiaries.

The subsidiaries considered in the preparation of these consolidated financial statements are:–

Name of the Party & Nature of relationship	Country of Origin	% Holding	% Holding
		As at March 31, 2021	As at March 31, 2020
<b>Subsidiaries</b>			
International Belting Limited	India	100.00%	100.00%
Conveyor Holdings Pte Limited	Singapore	100.00%	100.00%
International Conveyors America Limited, INC	USA	100.00%	100.00%
<b>Step-down subsidiary</b>			
International Conveyors Australia Pty Limited	Australia	100.00%	100.00%

**Notes Forming Part of the Financial Statements** as at March 31, 2021**33 OTHER DISCLOSURES (Contd.)****12 Additional Information as per Schedule III of the Companies Act, 2013 (Contd.)****12.2 Additional Information as per Schedule III of the Companies Act, 2013**

As at March 31, 2021

Name of the entity	Net Assets, i.e. total assets minus total liabilities		Share in profit or loss		Share in other comprehensive income		Share in total comprehensive income	
	As % of consolidated net assets	Amount (Rs. in lakh)	As % of consolidated profit or loss	Amount (₹ in lakh)	As % of consolidated other comprehensive income	Amount (₹ in lakh)	As % of consolidated total comprehensive income	Amount (₹ in lakh)
<b>Parent</b>								
1 International conveyors limited	109.87%	16,919.57	91.53%	1,521.39	101.38%	1,879.79	96.72%	3,401.18
<b>Subsidiaries</b>								
1 International Belting Limited	0.64%	99.26	1.45%	24.03	(1.38%)	(25.61)	0.00%	–
2 Conveyor Holdings Pte Limited and its subsidiary	(10.83%)	(1,667.21)	9.44%	156.94	–	–	4.46%	156.94
3 International Conveyors America Limited, INC	0.32%	48.64	–2.42%	(40.18)	–	–	(1.14%)	(40.18)
<b>Minority Interests in subsidiaries</b>	–	–	–	–	–	–	–	–
<b>TOTAL</b>	<b>100.00%</b>	<b>15,400.26</b>	<b>100.00%</b>	<b>1,662.18</b>	<b>100.00%</b>	<b>1,854.18</b>	<b>100.00%</b>	<b>3,516.36</b>

Note: Figures are after elimination of related party transactions between entities considered for consolidation.

**13 Impact of Coronavirus (COVID-19)**

The outbreak of Coronavirus (COVID-19) is causing significant disturbance and slowdown of economic activity in India and across the globe. The Company has evaluated impact of this pandemic in its business operations. Based on its review and current indicators of economic conditions, there is no significant impact on its financial results ended 31.03.2021. The Company will continue to closely monitor any material changes arising from future economic conditions and impact on its business.

**14 Previous Years Figures**

The previous year's including figures as at the date of transition have been reworked, regrouped, rearranged and reclassified wherever necessary. Amounts and other disclosures for the preceding year including figures as at the date of transition are included as an integral part of the current year financial statements and are to be read in relation to the amounts and other disclosures relating to the current year.

As per our report of even date attached.

**For G. P. Agrawal & Co.**

Chartered Accountants

Firm's Registration No. - 302082E

**(CA. Radhika Singhania)**

Partner

Membership No. 310691

Place of Signature: Pune

Date: June 29, 2021

**For and on behalf of the Board of Directors****Yamini Dabriwala**

Director

DIN: 00567378

Singapore

**R.K. Dabriwala**

Managing Director

DIN: 00086658

Singapore

**Dipti Sharma**

Company Secretary

Kolkata

**A.K. Gulgulia**

Chief Financial Officer

Kolkata

## NOTES

This image shows a single sheet of white paper with horizontal ruling lines. The lines are evenly spaced and run across the width of the page. There are no margins, text, or other markings on the paper.

## FINANCIAL HIGHLIGHTS 2017-2021

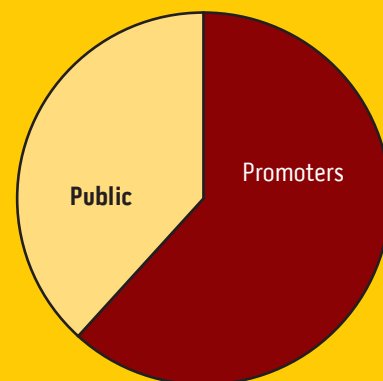
₹ in lakhs

	2017	2018	2019	2020	2021
<b>TURNOVER</b>	4764.12	4448.01	7665.40	9026.73	16552.67
<b>OPERATING PROFIT</b>	561.08	41.57	(181.11)	700.01	2224.96
<b>DEPRECIATION</b>	291.41	249.27	209.18	177.20	172.98
<b>PROFIT/(LOSS) BEFORE TAX</b>	269.67	(207.70)	(390.29)	522.81	2051.98
<b>TAX</b>	136.82	158.02	159.99	(321.46)	530.59
<b>PROFIT/(LOSS) AFTER TAX</b>	132.85	(365.72)	(550.28)	844.27	1521.39
<b>PROPOSED DIVIDEND PAYOUT</b>	40.62	40.69	40.69	135.00	675.00
<b>RETAINED EARNINGS</b>	205.91	(199.85)	(787.05)	0.68	712.68
<b>EQUITY</b>	13266.72	16501.68	15882.01	13571.50	16919.57
<b>BORROWINGS</b>	4025.87	6504.67	10153.85	6597.94	4887.50
<b>GROSS FIXED ASSETS</b>	2241.95	2291.50	2285.96	2314.93	2644.23
<b>DEBT EQUITY RATIO</b>	1:3.30	1:2.54	1:1.56	1:2.06	1:3.46
<b>EARNING PER SHARE (₹)</b>	0.20	(0.54)	(0.81)	1.25	2.25
<b>PROPOSED DIVIDEND PER SHARE (₹)</b>	0.05	0.05	0.05	0.20	1.00
<b>NET WORTH PER SHARE (₹)</b>	19.65	24.45	23.53	20.11	25.07

### SHARE DATA (As on 31.03.2020)

NO. OF SHARES ISSUED	:	67500000
MARKET CAPITALISATION (₹)	:	2936250000
NO. OF SHAREHOLDERS	:	1811
LISTING AT	:	Kolkata & Mumbai

Share Holding Pattern		
Promoters	<div style="width: 61.74%;"></div>	61.74%
Public	<div style="width: 38.26%;"></div>	38.26%







**International Conveyors Limited**

10, Middleton Row, Kolkata - 700 071