



D P WIRES LIMITED

+91 88789 31861, +91 7412 261130

info@dpwires.co.in, investors@dpwires.co.in

www.dpwires.co.in

August 23rd, 2024

To,
National Stock Exchange of India Limited,
Listing Department Exchange Plaza, C-1 Block-G,
Bandra-Kurla Complex,
Bandra(E), Mumbai-400051

To, **Bombay Stock Exchange,**
Listing Department,
P.J. Tower, Dalal Street ,Fort,
Mumbai-400001

Sub: Investor Presentation

Dear Sirs,

With reference to above subject, please find attached herewith Investor Presentation.

You are requested to kindly update the same on your website.

Kindly Acknowledge receipt for the same.

Thanking You,

Yours Faithfully,
For D.P. WIRES

KRUTIKA
MAHESHWARI
RI

Digitally signed by
KRUTIKA
MAHESHWARI
Date: 2024.08.23
18:05:21 +05'30'

Krutika Maheshwari
Company Secretary and Compliance Officer



CIN: L27100MP1998PLC029523

Registered Office

16 - 18A, Industrial Area, Ratlam, Madhya Pradesh, India - 457001



INVESTOR PRESENTATION Q1FY25

*This presentation and the accompanying slides (the “Presentation”), which have been prepared by **DP Wires Limited** (the “Company”), have been prepared solely for information purposes and do not constitute any offer, recommendation or invitation to purchase or subscribe for any securities, and shall not form the basis or be relied on in connection with any contract or binding commitment whatsoever. No offering of securities of the Company will be made except by means of a statutory offering document containing detailed information about the Company.*

This Presentation has been prepared by the Company based on information and data which the Company considers reliable, but the Company makes no representation or warranty, express or implied, whatsoever, and no reliance shall be placed on, the truth, accuracy, completeness, fairness and reasonableness of the contents of this Presentation. This Presentation may not be all inclusive and may not contain all of the information that you may consider material. Any liability in respect of the contents of, or any omission from, this Presentation is expressly excluded.

Certain matters discussed in this Presentation may contain statements regarding the Company’s market opportunity and business prospects that are individually and collectively forward-looking statements. Such forward-looking statements are not guarantees of future performance and are subject to known and unknown risks, uncertainties and assumptions that are difficult to predict. These risks and uncertainties include, but are not limited to, the performance of the Indian economy and of the economies of various international markets, the performance of the industry in India and world-wide, competition, the company’s ability to successfully implement its strategy, the Company’s future levels of growth and expansion, technological implementation, changes and advancements, changes in revenue, income or cash flows, the Company’s market preferences and its exposure to market risks, as well as other risks. The Company’s actual results, levels of activity, performance or achievements could differ materially and adversely from results expressed in or implied by this Presentation. The Company assumes no obligation to update any forward-looking information contained in this Presentation. Any forward-looking statements and projections made by third parties included in this Presentation are not adopted by the Company and the Company is not responsible for such third party statements and projections.

01

Performance Highlights

02

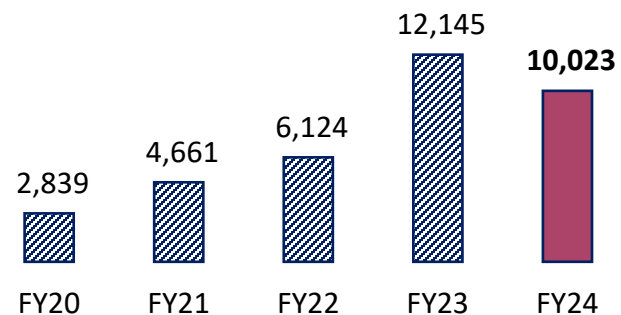
Company Overview

03

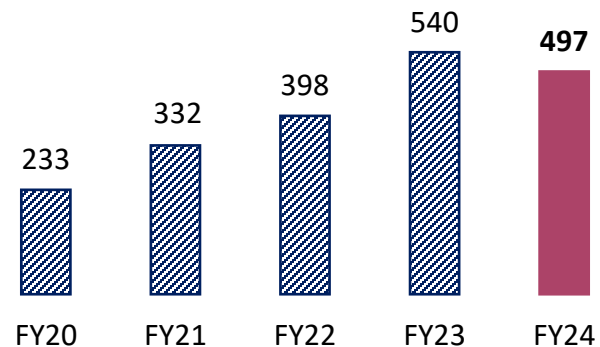
Growth Drivers

Robust Growth Over the Years; FY24 – Stable Performance, Despite Challenging Environment

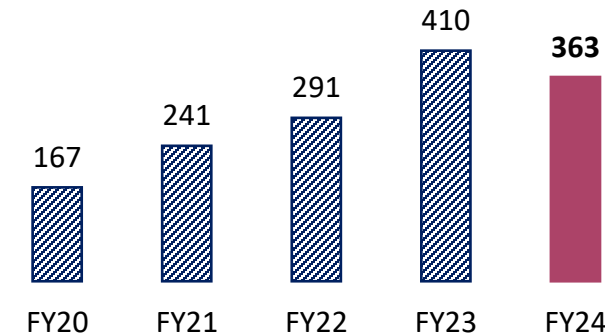
Revenue (Rs Mn)



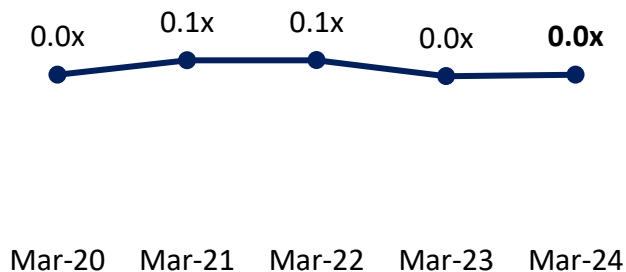
EBITDA (Rs Mn)



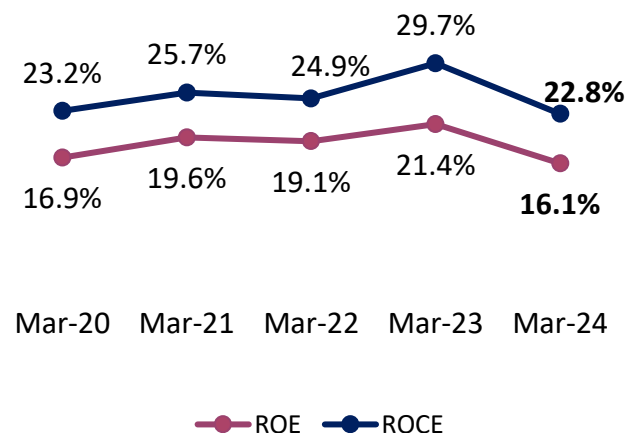
PAT (Rs Mn)



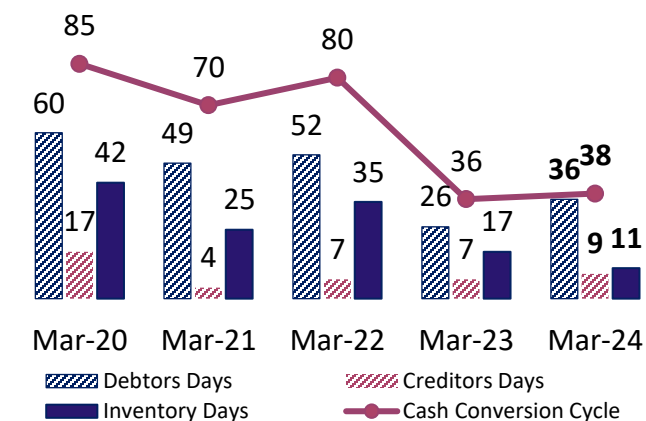
Debt/Equity (X)



ROE (%) & ROCE (%)



Working Capital (Days)



Revenue

Rs 1,833 Mn

(Rs. 2,657 Mn in Q1FY24)

EBITDA

Rs 100 Mn

(Rs. 155 Mn in Q1FY24)

PAT

Rs 72 Mn

(Rs. 111 Mn in Q1FY24)

Steel Wire Sales

18,447 MT

(24,907 MT in Q1FY24)

Key Business Highlights

- Global steel prices were on a declining trend in Q1FY25, due to a combination of local and global issues
- Due to General Election conducted during the Q1FY25 has impacted overall demand & supply of the LRPC products
- Plasticated LRPC commercially launched from **Apr'24** with yearly projected capacity of **10,000 MT**
- Sample testing of **Spring Steel Wires** are approved by **RDSO** for further processing of Wagon Spring
 - Maintaining **Zero Net Debt** level. Continuing Strong credit rating - **LT rating of CRISIL A2-/Stable** and **ST rating of CRISIL A2+**
- Continuously focusing on addition of New Clients

Profit & Loss – Q1FY25



Particulars (Rs Mn)	Q1FY25	Q1FY24	Y-o-Y (%)	Q4FY24	Q-o-Q (%)	FY24	FY23	Y-o-Y (%)
Net Revenue	1,833	2,657	-31%	2,085	-12%	10,023	12,152	-18%
Total Expenses	1,733	2,502		1,950		9,526	11,605	
EBITDA	100	155	-36%	135	-26%	497	547	-9%
<i>EBITDA Margin</i>	<i>5.4%</i>	<i>5.8%</i>	<i>-40 bps</i>	<i>6.5%</i>	<i>-103 bps</i>	<i>5.0%</i>	<i>4.5%</i>	<i>45 bps</i>
Depreciation	9	10		11		40	35	
Interest Cost	3	13		3		29	20	
Other Income	8	17		10		61	61	
PBT	96	149	-36%	132	-27%	488	553	-12%
Tax Expenses	24	37		33		124	143	
PAT	72	111	-35%	98	-27%	363	410	-11%
<i>PAT Margin</i>	<i>3.9%</i>	<i>4.2%</i>	<i>-26 bps</i>	<i>4.7%</i>	<i>-79 bps</i>	<i>3.6%</i>	<i>3.4%</i>	<i>25 bps</i>
EPS (in Rs)	4.6	8.2		6.3		23.4	26.5	

Company Overview



25+ Years of Excellence and Building Competencies...



One of the leading manufacturers and suppliers of Steel Wires

Operational Excellence

Key Products
LRPC Strands & Steel Wires
ISO 9001-2015

Installed Capacity
>100,000 MT

Employee Strength
200+

Branch Network
8 Cities

Caters to over
100+ Clients

Financial Excellence

37% Revenue CAGR*

21% ROE & **30%** ROCE

21% EBITDA CAGR*

0.01x D/E (Debt Free)

21% PAT CAGR*

* FY20-FY24

2019 – 2024

- Migrated to NSE Mainboard in **Jan-20**
- Turnover crossed **Rs 1,000 Cr in FY23**
- Wire Division capacity increased to **100,000 MT**
- Forayed into export markets – Bangladesh, USA and Brazil
- Listed on BSE under Direct Listing category in **Aug-23**

2008 - 2018

- Turnover crossed **Rs 200 Cr in FY18**
- IPO and listing on NSE SME Platform in **Oct-17**
- Turnover crossed **Rs 100 Cr in FY15**
- Wire Division capacity crossed **28,000 MT in FY16**

1997 – 2007

- Started production of **LRPC Strand in FY04**
- Commenced production of Wire drawing of **Stainless Steel, Alloy Steel, Polyethene**
- Incorporated DP Wires in **1997-98**

...To One of the Leading Players in Steel Wires



- Established in the year 1998, DP Wires is India's one of the leading manufacturers and suppliers of Steel wires, and Plastic films which find its application in industries like Oil & Gas, Power, Environment, Civil, Energy, Automobile, Infrastructure etc.
- Manufacturing facilities with a capacity of ~100,000 MT per annum is situated in a single premise in Ratlam, Madhya Pradesh
- ISO certified range of products that cater to marquee clients such as Hindalco, L&T, APCO, Gannon Dunkerley, Simplex Infrastructures, Vascon Engineers and such others



Vision

Our vision is to be the leading player in the wire business by providing a complete solution, adopting cutting-edge technologies, and ensuring long-term, inclusive growth for all the stakeholders.



Mission

Consistent with the vision and values of the founder Shri Kantilalji Kataria, DP Wires strives to Strengthen India's Infrastructure base by providing the best quality products manufactured using the best of technology, thereby creating a value for all the stakeholders.



Core Values

- **Customized economical** solutions
- **High quality products** and services
- **Relationship based Ethos**
- **Economical** use of resources



Mr. Kantilal Kataria, *Non-Executive Director*

- The genius behind the DP wires, currently working as the Non-Executive Director of the company
- Graduated as BE Mechanical from GSITS Indore (M.P.) Gold Medalist in the year 1970.
- Having experience of 50+ Years in steel wires and plastic products
- Huge credit goes to Mr. Kataria for making the company reach this position.



Mr. Praveen Kataria, *Managing Director*

- Holds the degree in B.E.(Production) from Akola
- Having experience of 27+ Years in Production and Quality Control departments
- Actively involved in improving the technology, cost reduction in producing of steel wire and plastic division.



Mr. Arvind Kataria, *Whole-Time Director & CFO*

- Post Graduated as Master in Commerce
- Having experience of 22+ Years in promotion and quality control at organization
- Personal attention to ensure that the company gets worldwide reach for its high-quality manufacturing products



- **Sourcing** – TATA Steel, JSW, Electro steel
- **100,000 MT** capacity of Wires
- **Growth** - Sufficient space to plan future capacity expansion with minimum capex

Integrated Facilities Under One Roof

Sourcing of raw material → Pickling → Wire Drawing → Stranding → Inspection → Packing & Storage

1

Wire Rod



2

Surface Treatment



3

Drawing



4

Stranding

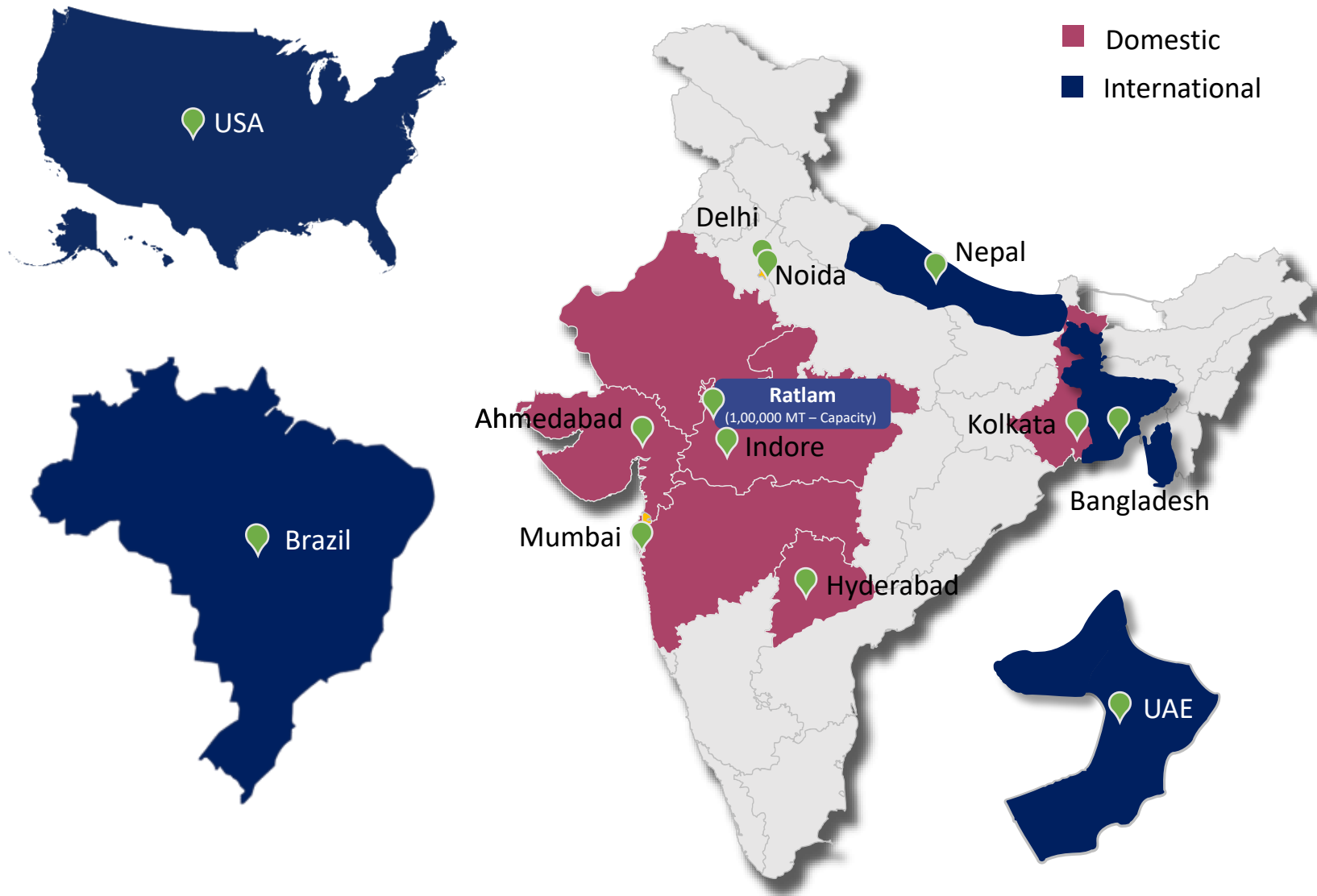


5

Inspection



Strategically Located – Close to all demand centers



Centrally Located Manufacturing Plant that can cater to Northern and Southern Markets



In between India's major metro cities i.e., Mumbai & Delhi



Widespread distribution network in all the key markets in India



Exporting to foreign countries

Steel Products - Wide Product Portfolio



LRPC Strands

Features

- Low Relaxation Pre-Stressed Concrete Steel Strands which are used in pre-stressing of concrete for different kind of construction works.
- Better build which in turn assures the safety and longevity.

Uses

- To prestress the concrete in different types of construction works
- Use in High Rise Commercial & Residential Complexes
- Used in all the Government Infra projects (Offices, Metros, Bullet Train etc)



Steel Wire

Features

- Heat Resistant + Smooth Surface

Uses

- To make railway sleepers
- To make PCC Poles



Induction Tempered Wire

Features

- Spring wire is a type of wire which is known for its property of offering high wear resistance.

Uses

- Suspension springs for metro trains, shock absorbers of vehicles and even in the emergency brakes of large vehicle



Quality & Reliability



ISI-Certified Products



Pan-India Delivery



Easy Logistics



Better Pricing

Long Standing Relationships with Marquee Clients

Approved Supplier in
Bullet Train Project

Approved Supplier in Metro
Projects of India

Supplier of most of the mall
constructions in Mumbai, Delhi

National Highways
Authority of India



Nuclear Power
Corporation of India



Kolkata Metro
Railways



Gujarat Metro Rail
Corporation



Madhya Pradesh Metro
Rail Corporation



J Kumar Infra



Delhi Metro
Rail Corporation



Maharashtra Metro
Rail Corporation



National Thermal
Power Corporation



Simplex
Infrastructure



Larsen & Toubro



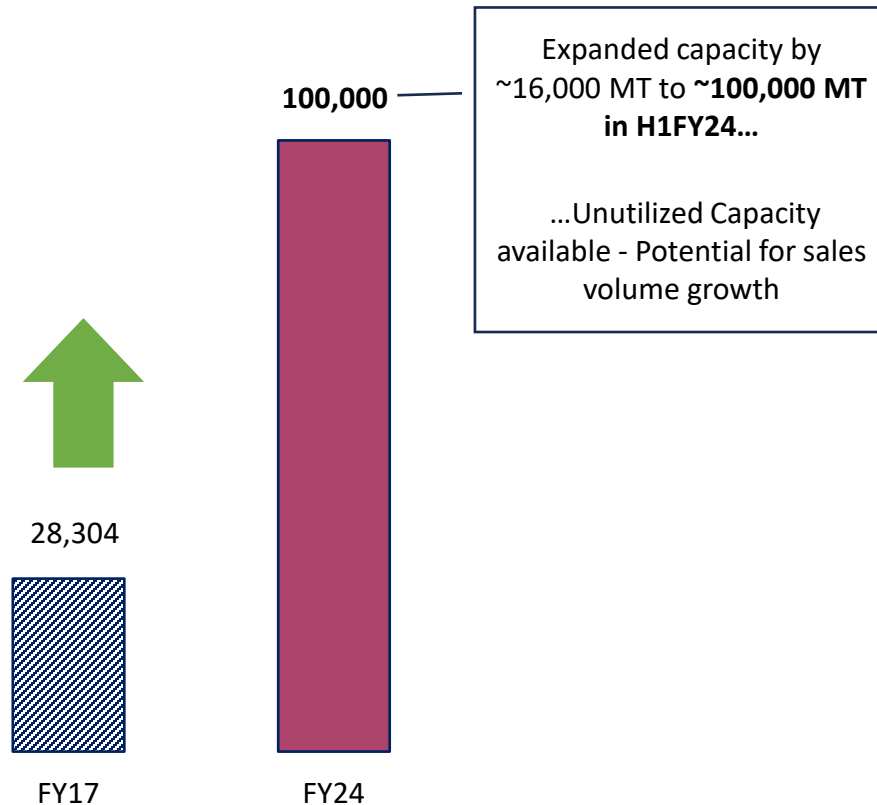
Dilip Buildcon Ltd

Business Strength

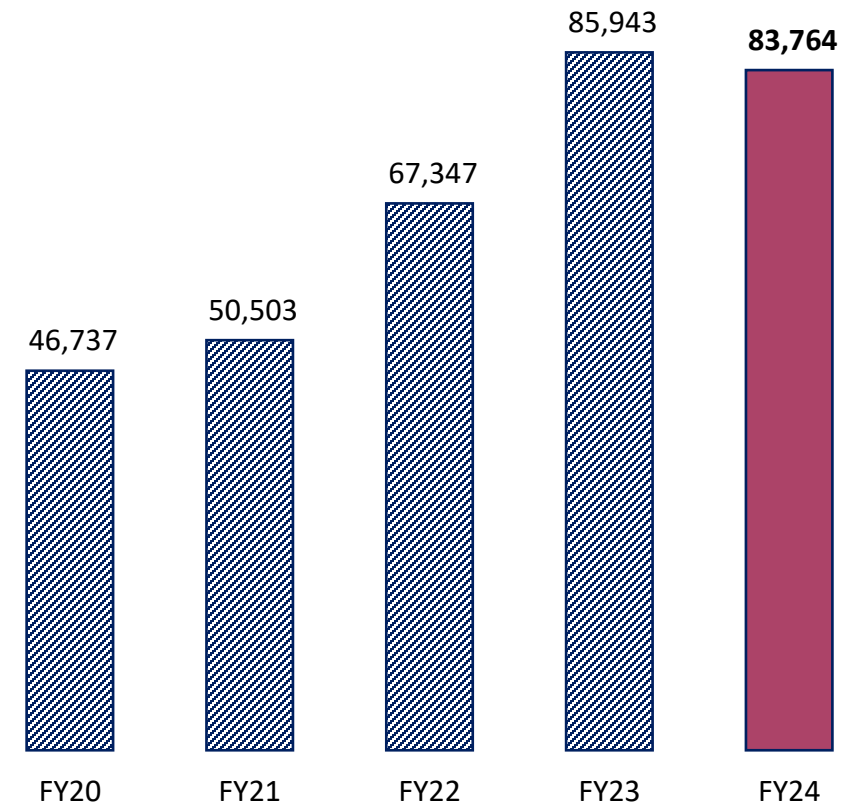


Consistently Growing Capacity and Sales Volumes

Capacity (MT) - 3x in 5 Years



Consistently Growing Sales Volume



Well Placed to Continue the Growth Trajectory

Capacity Expansion

Expanded capacity by ~16,000 MT to **~100,000 MT** in H1FY24

Market Expansion


- Domestic Market – Deepening relations with Existing clients
- Export Market - Foraying into Newer Geographies

Product Expansion

Developing new product vertical like **Steel Spring Wires & Induction Tempered Wires**

Sector Opportunity

Product (LRPC) usage increasing in construction. Niche product with few players in the industry acts as an entry barrier





- Indian steel industry is poised for significant growth in FY25, with varying forecasts suggesting a demand increase between 9% - 12%.
- Rating Agencies revised its steel demand growth forecast for FY25 to 9-10%, up from an earlier estimate of 7-8%.
- Continued investment in infrastructure is expected to support steel demand and government projects, particularly in the infrastructure sector, remain a key driver.
- The domestic steel market is likely to sustain a balanced demand-supply situation, as capacity expansions are expected to match the growth in demand.
- Around 12-13 MT of additional steel making capacity are expected to come operational in the later part of FY25.
- India became net importer of steel, with steel prices significantly dropping at global level and the trend is expected to continue in FY25 and expects to increase by 14%
- The sector remains optimistic about its long-term prospects, despite the anticipated moderation in growth rates compared to the previous fiscal years.

~14%

India's steel demand growth in FY24

144* MT[#] (↑ by 15%)

Crude Steel Production in India in FY24*

139* MT[#] (↑ by 14%)

Finished Steel Production in India in FY24*

8.3 MT[#] (↑ by 38%)

Imports of Finished Steel from India in FY24

4.4%

India's Steel Sector CAGR for past 5 years*

136MT[#] (↑ by 14%)

Consumption of Finished Steel in FY24*

300 MT[#]

Production capacity of Steel by 2030-31 as per the National Steel Policy 2017*

US\$ 100 Bn

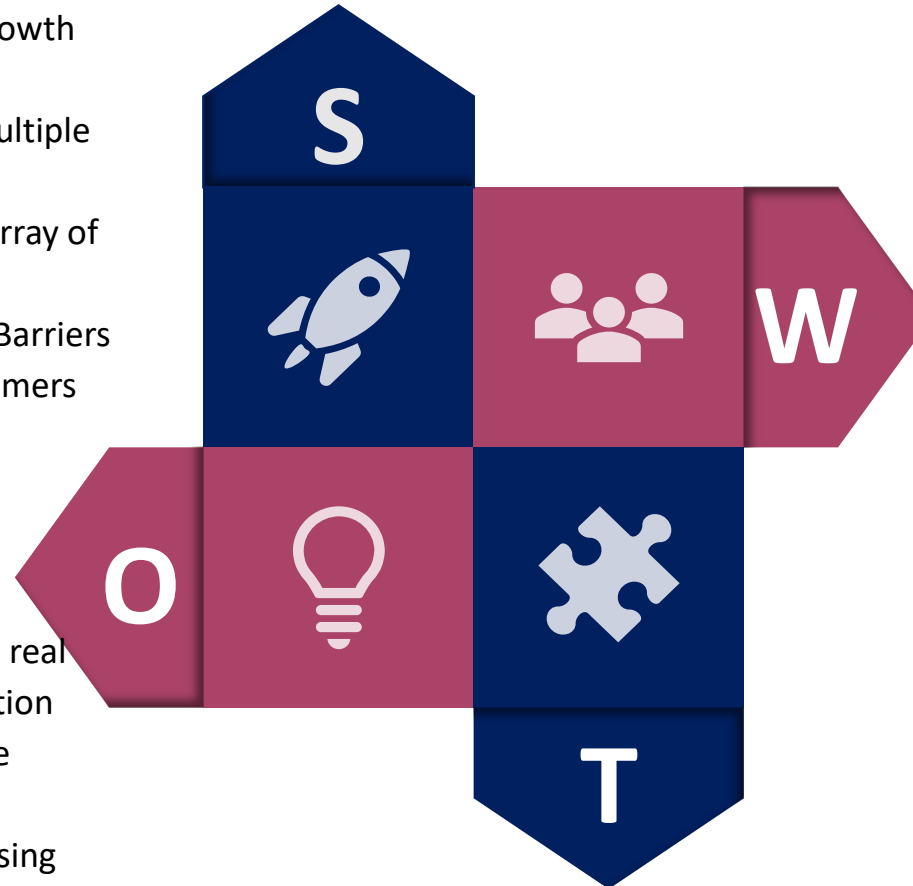
Proposed capital spending will grow by 35.4% year on year

STRENGTH

- Strong and proven track record of delivering growth through innovation
- Resilient business model that has withstood multiple business cycles
- Diversified product portfolio catering to wide array of customers
- Niche product in the Industry, with High Entry Barriers
- Long standing relationship with marquee customers

OPPORTUNITIES

- India's burgeoning economy – growth for auto, real estate, Infrastructure, white goods, transportation
- Increase in Demand for LRPC strands across the Globe
- Thrust on Infrastructure – GOI spending increasing YoY to bolster country's infrastructure



WEAKNESS

- Competition from larger established peers
- Players from unorganised sector pose price challenges in the medium term
- Requirement of latest technologies

THREATS

- Evolving regulations in the Industry – especially to combat pollution
- New age materials that could require extensive capital investment

Annual Profit & Loss

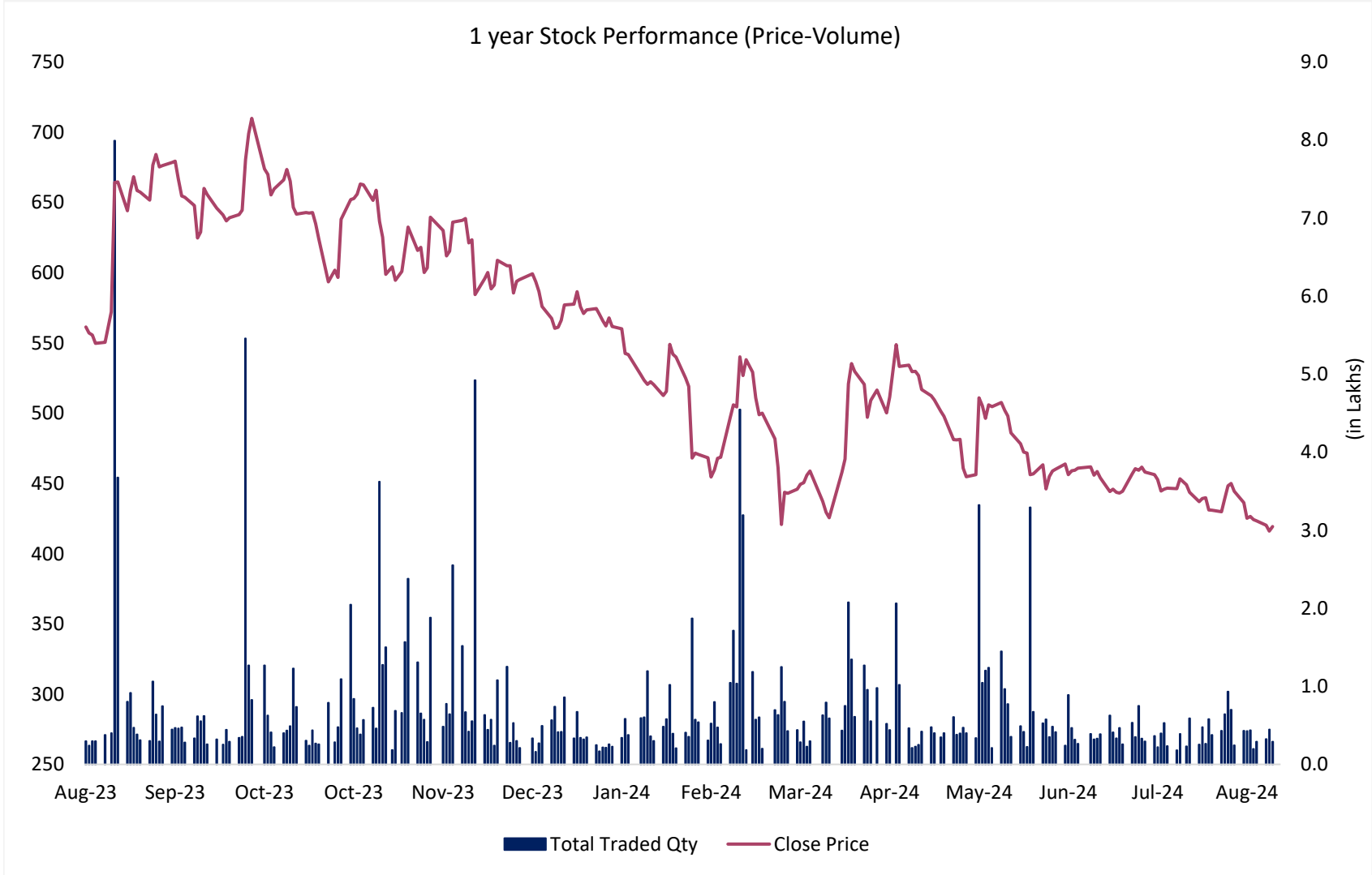
Particulars (Rs Mn)	FY20	FY21	FY22	FY23	FY24
Net Revenue	2,839	4,667	6,124	12,145	10,023
Total Expenses	2,606	4,335	5,726	11,605	9,526
EBITDA	233	332	398	540	497
<i>EBITDA Margin</i>	8.2%	7.1%	6.5%	4.4%	5.0%
Depreciation	20	22	25	35	40
Interest Cost	13	11	21	20	29
Other Income	23	31	36	68	61
PBT	223	324	388	553	488
Tax Expenses	56	83	98	143	124
PAT	167	241	291	410	363
<i>PAT Margin</i>	5.9%	5.2%	4.7%	3.4%	3.6%
EPS (in Rs)	12.3	17.8	21.4	30.2	23.4

Balance Sheet Trend

Liabilities (Rs Mn)	Mar - 22	Mar - 23	Mar - 24
Total Equity	1,518	1,915	2,262
Share Capital	136	136	155
Other Equity	1,382	1,779	2,107
Non-Current Liabilities	28	11	9
Borrowings	21	7	6
Lease Liabilities	3	3	3
Current Liabilities	415	589	352
Borrowings	108	11	2
Trade Payables	89	221	212
Other Financial Liabilities	-	0	0
Other Current Liabilities	198	314	115
Provisions	19	43	23
Total Liabilities	1,960	2,515	2,623

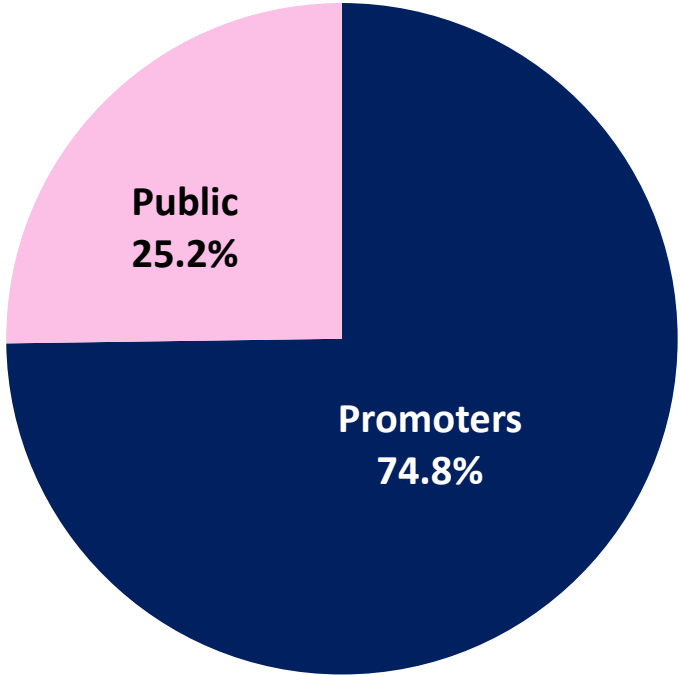
Assets (Rs Mn)	Mar - 22	Mar - 23	Mar - 24
Non-Current Assets	297	341	360
PPE	184	199	208
Other Non-Current Asset	1451	0	153
Current Assets	1,663	2,173	2,263
Inventories	471	496	279
Debtors	878	870	983
Cash Eq. and Bank	83	333	470
Loans	41	0	0
Current Tax Assets	0	0	2
Other Current Assets	190	474	529
Total Assets	1,960	2,515	2,623

Particulars (Rs Mn)	FY22	FY23	FY24
Net cash generated from Operating Activities (A)	45	455	236
Net cash used in Investing Activities (B)	-48	-61	-45
Net cash used in Financing Activities (C)	29	-148	-57
Net (decrease)/ increase in cash and cash equivalents (A+B+C)	26	247	134
Add: Cash & Cash equivalent at the beginning of the year	35	61	308
Cash & cash equivalent at the end of the year	61	308	442



Stock Price Chart as on 16-Aug-2024

Shareholding Pattern
(as on Jun '24)



Thank You



16-18A, Industrial Estate, Ratlam – 457001

Ms. Krutika Maheshwari
Company Secretary & Compliance Officer

investors@dpwires.co.in

Investor Relations
investors@dpwires.co.in

CIN No.:
L27100MP1998PLC029523



A – 405, Kanakia Wallstreet, Andheri (East), Mumbai

Ms. Pooja Sharma

pooja.sharma@stellar-ir.com

+91-99309 53861

Mr. Vishal Mehta

vishal@stellar-ir.com

+91-93264 78472

