



RAJRATAN
OUTPERFORM

INDIA | THAILAND

www.rajratan.co.in



RGWL/25-26/

21st April, 2026

To BSE Limited Phiroze Jeejeebhoy Towers Dalal Street Mumbai 400001 Scrip Code – 517522	To National Stock Exchange of India Limited ‘Exchange Plaza’, C-1, Block G, Bandra Kurla Complex, Bandra (E), Mumbai – 400 051 Symbol - RAJRATAN
--	---

Sub: Investor Presentation

Dear Sir,

With reference to above subject, please find attached herewith Investor Presentation.

You are requested to kindly update the same on your website.

Thanking you,
Yours faithfully,

For Rajratan Global Wire Limited

Shubham
Jain

Digitally signed by
Shubham Jain
Date: 2026.04.21
23:34:43 +05'30'

Shubham Jain
Company Secretary & Compliance Officer

RAJRATAN GLOBAL WIRE LIMITED

Regd. Office: Rajratan House, 11/2, Meera Path, Dhenu Market, Indore-452003, Madhya Pradesh, India. Tel.: +91-731-2546401
Factory: 200-B, Sector-1, Pithampur-454775, Dist. Dhar, Madhya Pradesh, India. Tel.: +91-7292-253429, 253375

Email : investor.cell@rajratan.co.in CIN No. L27106MP1988PLC004778



**CHENNAI TO THE GLOBE.
A NEW ERA OF
GROWTH**
RAJRATAN GLOBAL WIRE LIMITED

Safe harbour

The presentation has been prepared by Rajratan Global Wire Limited (“Rajratan” or the “Company”) solely for information purposes and does not constitute an offer to sell or recommendation or solicitation of an offer to subscribe for or purchase any securities and nothing contained herein shall form the basis of any contract or commitment whatsoever. By accessing this presentation, you are agreeing to be bound by the trading restrictions. The information contained in this presentation should be considered in the context of the circumstances prevailing at the time and has not been, and will not be, updated to reflect material developments which may occur after the date of the presentation. The information set out herein may be subject to updating, completion, revision, verification and amendment and such information may change materially. This presentation is based on the economic, regulatory, market and other conditions as in effect on the date hereof. It should be understood that subsequent developments may affect the information contained in this presentation, which neither the Company nor its affiliates, advisors or representatives are under an obligation to update, revise or affirm.

Certain statements contained in this presentation may be statements of the Company’s beliefs, plans and expectations about the future and other forward-looking statements. The forward-looking statements are based on management’s current expectations or beliefs as well as a number of assumptions about the Company’s operations and factors beyond the Company’s control or third-party sources and involve known and unknown risks and uncertainties that could cause actual results to differ materially from those contemplated by the relevant forward-looking statements. Forward-looking statements contained in this presentation regarding past trends or activities should not be taken as a representation that such trends or activities will continue in the future. There is no obligation to update or revise any forward-looking statements, whether as a result of new information, future events or otherwise. You should not place undue reliance on forward-looking statements, which speak only as of the date of this presentation.

The Company, as such, makes no representation or warranty, express or implied, as to and does not accept any responsibility or liability with respect to, the fairness, accuracy, completeness or correctness of any information or opinions contained herein. You acknowledge and agree that the Company and/or its affiliated companies and/or their respective employees and/or agents have no responsibility or liability (express or implied) whatsoever and howsoever arising (including, without limitation for any claim, proceedings, action, suits, losses, expenses, damages or costs) which may be brought against or suffered by any person as a result of acting in reliance upon the whole or any part of the contents of this presentation and neither the Company, its affiliated companies nor their respective employees or agents accepts any liability for any error, omission or misstatement, negligent or otherwise, in this presentation and any liability in respect of the presentation or any inaccuracy therein or omission therefrom which might otherwise arise is hereby expressly disclaimed.



About our company

Rajratan Global Wire Ltd., a leading and trusted bead wire manufacturer and supplier of high-quality products to prestigious customers worldwide.

The Company has a capacity of 72,000 TPA (60,000 TPA for bead wire) in Pithampur, India and 60,000 TPA in Thailand. The Company set up a greenfield unit in Chennai with capacity to go up to 60,000 TPA, of which 30,000 TPA was installed in Phase 1.

- All three Rajratan manufacturing facilities are world-class.
- The Company is the only bead wire manufacturer in Thailand.
- The Company is working to increase market share in Thailand and India.

BIG NUMBERS

65

%, revenue share from India operations in Q4 FY26.

35

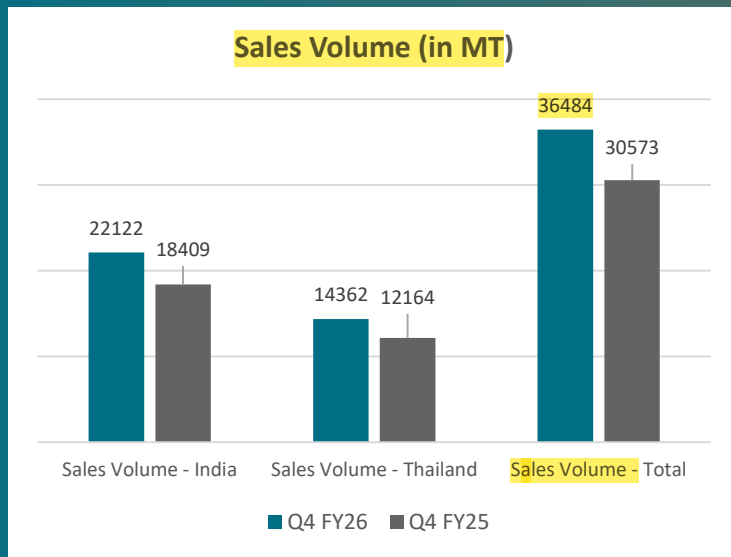
%, revenue share from Thailand operations in Q4 FY26.

1679

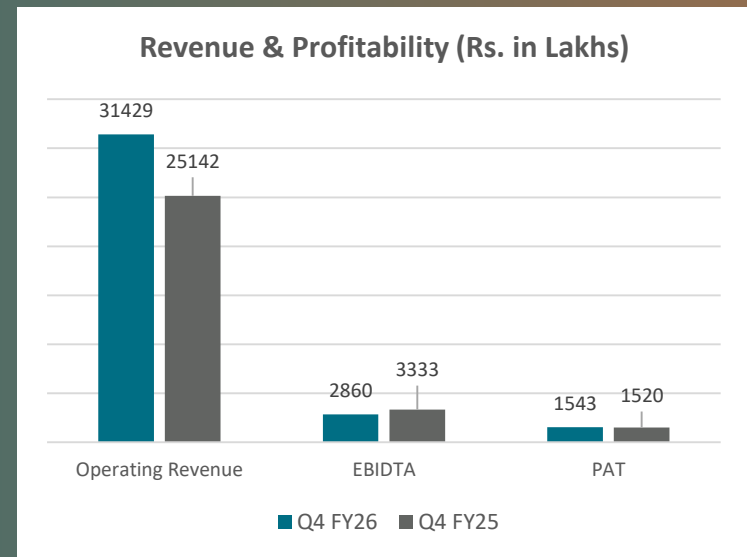
Rs. Lakhs, market capitalisation as on 31 March 2026.


Executive summary

Volumes Q4 FY26



Operational highlights (Q4 FY26)





What our Chairman has to say about our Q4 FY26 performance

There are two ways to appraise the company's performance during the quarter under review.

On the one hand, the company reported a 19% increase in sales tonnage during the fourth quarter of the year under review when compared with the fourth quarter of previous financial year.

On other hand, EBITDA declined 14% to Rs 2860 Lakhs and Profit after Tax increased by 2% to Rs 1543 Lakhs.

This divergence – higher revenue and lower profits - was the result of a 20% increase in the cost of wire rods used by the company and an increase in energy costs following the outbreak of the US-Iran war.

This increase in resource costs could not be covered by an immediate increase in realisations. **The inflation was absorbed by the company and passed on to customers from April 1, 2026.**

On a consolidated basis, the company's revenue crossed Rs 300 cr for the second successive quarter. The company reported revenues of Rs 314 cr for the quarter, a growth of 25 percent year on year.

This record quarterly performance was the result of the company's focus to enhance market share. The company reported record volume sales in the fourth quarter to the tune of 36484 MT (19 percent increase year on year) and 133615 MT during the full year (18% increase over the previous year). The company's market share returned to its erstwhile peak.

From a bead wire demand side perspective, there was a sustained growth. During this quarter robust tyre offtake was driven by a sustained rise in the offtake of passenger vehicles. Vehicle exports increased.

The company operated equipment at peak

utilisation in the new Chennai plant, while embarking on a planned expansion to increase its capacity and output (peak projected in FY 28). Besides, the company broadbased customers and markets.

Following the pass-through of material inflation to customers, the outlook for the company is optimistic. Demand estimate remains positive; new markets (Europe and USA) are being addressed; new marquee customers are being engaged.

The Indian automotive market is expected to remain buoyant, marked by new launches and sustained offtake. The company expects to plug its available capacity headroom across the coming quarters and capitalise on corresponding economies

Sunil Chordia
Chairman and Managing Director



Macro realities that influenced our performance, Q4 FY26

- Stable realisations; increased raw material and energy costs
- Inability to pass on cost increases to customers; passed on with a lag
- The company absorbed cost increases
- Weakening rupee helped exports



How we responded to the macro realities in Q4 FY26

- We achieved our volume sales target
- We focused on enhancing operating efficiencies to partially counter inflation
- We continued to deepen our volume-value focus
- We made deeper inroads into Europe and USA



How the macro realities translated into our consolidated performance, Q4 FY26

- The company achieved its highest tonnage volume sales in any quarter
- The company deepened its engagement with existing customers (without vacating any market segment)
- But for the material and fuel inflation, the company would have reported superior numbers
- Despite short-term challenges, interest outflow declined



What shareholders can expect in Q1 FY27

- Robust sales pipeline established with marquee customers
- Higher volume production and sales expected – by tonnage and revenues
- Higher capacity utilisation projected across all plants
- Commissioning of the enhanced capacity in the Chennai plant

Sustainability at Rajratan

Rigorous sustainability initiatives

We are adopting comprehensive sustainability practices across all operations to minimize environmental impact and ensure responsible resource use.

Net zero targets

We are establishing realistic net zero targets aligned with industry standards.

Green Energy

Significant progress in green energy adoption, with solar power installations commissioned at our Thailand facility and ongoing installation at our Chennai plant, expected to meet a substantial portion of operational energy needs..



Resource efficiency

Enhanced resource efficiency by adopting recyclable packaging, promoting chemical reuse in operations, and collaborating with suppliers who follow responsible chemical management practices.

Community engagement and social responsibility

We actively engage with local communities through education, health, and skill development initiatives, aiming to create meaningful social impact and contribute to inclusive, sustainable growth.

Our consolidated financials

Rs. In Lakhs

Consolidated	Q4 FY26	Q3 FY26	Q4 FY25	YoY (%)	FY26	FY25	YoY (%)
Sales Volume - India (in MT)	22122	21835	18409	20%	81734	68527	19%
Sales Volume - Thailand (in MT)	14362	13775	12164	18%	51881	44278	17%
Sales Volume - Total (in MT)	36484	35610	30573	19%	133615	112805	18%
Revenue	31429	30153	25142	25%	115650	93525	24%
EBITDA	2860	4039	3333	-14%	13995	12696	10%
Other Income	276	53	56	393%	577	168	243%
Depreciation	750	699	635	18%	2820	2311	22%
Interest	613	723	748	-18%	2843	2817	1%
Profit before tax	1773	2670	2006	-12%	8909	7736	15%
Profit after tax	1543	2069	1520	2%	7011	5880	19%
Equity capital (Rs. 2 face value)	1015.42	1015.42	1015.42	—	1015.42	1015.42	—
Earnings per share (Rs.)	3.04	4.08	2.99	—	13.81	11.58	—
EBITDA margin (%)	9.1%	13.4%	13.3%	- 420 bps	12.1%	13.6%	- 150 bps
PBT margin (%)	5.6%	8.9%	8.0%	- 240 bps	7.7%	8.3%	- 60 bps
PAT margin (%)	4.9%	6.9%	6.0%	- 110 bps	6.1%	6.3%	- 20 bps

**Other Income excluded from EBITDA and EBITDA margin calculations to show core operating metrics*

Our clients





Thank you



RAJRATAN
OUTPERFORM

For more details please contact:
Rajratan Global Wire Ltd
Shubham Jain, Company Secretary
investor.cell@rajratan.co.in
www.rajratan.co.in

KAPTIFY® Consulting
Strategy & Investor Relations Consulting
contact@kaptify.in
Tel:+91-8452886099
www.kaptify.in