

Date: 16th February 2026

ISIN: INE526R01028

SCRIP CODE: 539017

SCRIP ID: STARHFL

To,
BSE Limited
Phiroze Jeejeebhoy Towers,
Dalal Street, Mumbai-400001

Sub: Investor Presentation

Dear Sir / Madam,

Pursuant to Regulation 30 of SEBI (Listing Obligation and Disclosure Requirements) Regulations, 2015, please find attached the Investor Presentation with respect to Unaudited Financial Results for the Quarter year ended December 31, 2025 and Company Update / Business Overview.

The same may also be accessed on the website of the company at www.starhfl.com

This is for your information and records.

Thanking you,

For Star Housing Finance Limited

NACHIKETA Digitally signed by
NACHIKETA PUROHIT
A PUROHIT Date: 2026.02.16
16:44:01 +05'30'

Nachiketa Purohit
Company Secretary & Compliance Officer
M.No. A25011

Encl: As above

Star Housing Finance Ltd

CORPORATE DECK



STAR
HOUSING FINANCE
Star hai toh bharosa hai

STAR HFL - COMPANY BRIEF

ABOUT US

- Listed on the BSE (BOM: 539017)
- Affordable housing finance company
- Registered and Head office in Mumbai
- Offices in 6 states with 35+ Points of Presence

KEY FIGURES

- AUM at 569.86 crs with 5500+ live accounts with Avg. Loans Size of Rs. 10 lakhs
- GNPA at 1.84% and NNPA at 1.49% as of Dec 31, 2025
- PBT of Rs. 4.84 crs for 9M FY'2025-26
- Net worth of Rs. 145+ crs as of Dec 31, 2025
- Liability of Rs. 400.02 crs as of Dec 31, 2025

GOVERNANCE

- Professional Board with ex-NHB, ex-IDBI, ex-LIC as Independent board members
- Led by housing finance professionals with combined experience of more than 200 years
- Operates with a business philosophy of enabling credit access to first time home borrowers in EWS / LIG segment towards owning an own home (affordable housing space)

BOARD OF DIRECTORS



Kalpesh Dave
Director & CEO



A.P Saxena
Independent Director
Ex-GM NHB



Ajith Lakshmanan
Independent Director
Ex-ED LIC of India



P.K Das
Independent Director
Ex-ED IDBI Bank

LEADERSHIP TEAM



Kalpesh Dave
Director & CEO



Hemant Shinde
Head – Fund Raising



Anoop Saxena
COO



Murtaza Vohra
Head - Planning



Sandeep Kadam
Chief Business
Officer



Nachiketa P
Company Secretary



Jigar Makwana
Accounts



Rajan Darji
BIU



Nilesh Pande
Business Head
Vidarbha



Rajesh Gopinath
Business Head
Tamil Nadu



Mohan Tayade
Business Head
Surat



Varun Shah
Business Head
ROM



Indra Awasthi
Business Head
MP



Vijay Kumawat
Business Head
Rajasthan



Krishna Thorat
Business Head
Mumbai



Jai Tekwani
Business Head
NCR

BECOMING A PROFESSIONALLY RUN HFC

COMPANY TRANSITION	
Before Oct 2019	As of Now
 Akme Star HFC Akme Star Housing Finance Ltd. <small>We do not tender loans, We tender happiness</small>	 STAR HOUSING FINANCE <i>Star hai tohi bharosa hai</i>
Old Name	New Name
 Registered office at Udaipur	 Registered & Corporate office shifted to Mumbai
 Listed on BSE SME platform	 Migrated to BSE Main Board
 Ad-hoc growth characteristics with minimal processes	 Structured approach towards growth defined by policies, processes & guidelines with strong risk framework

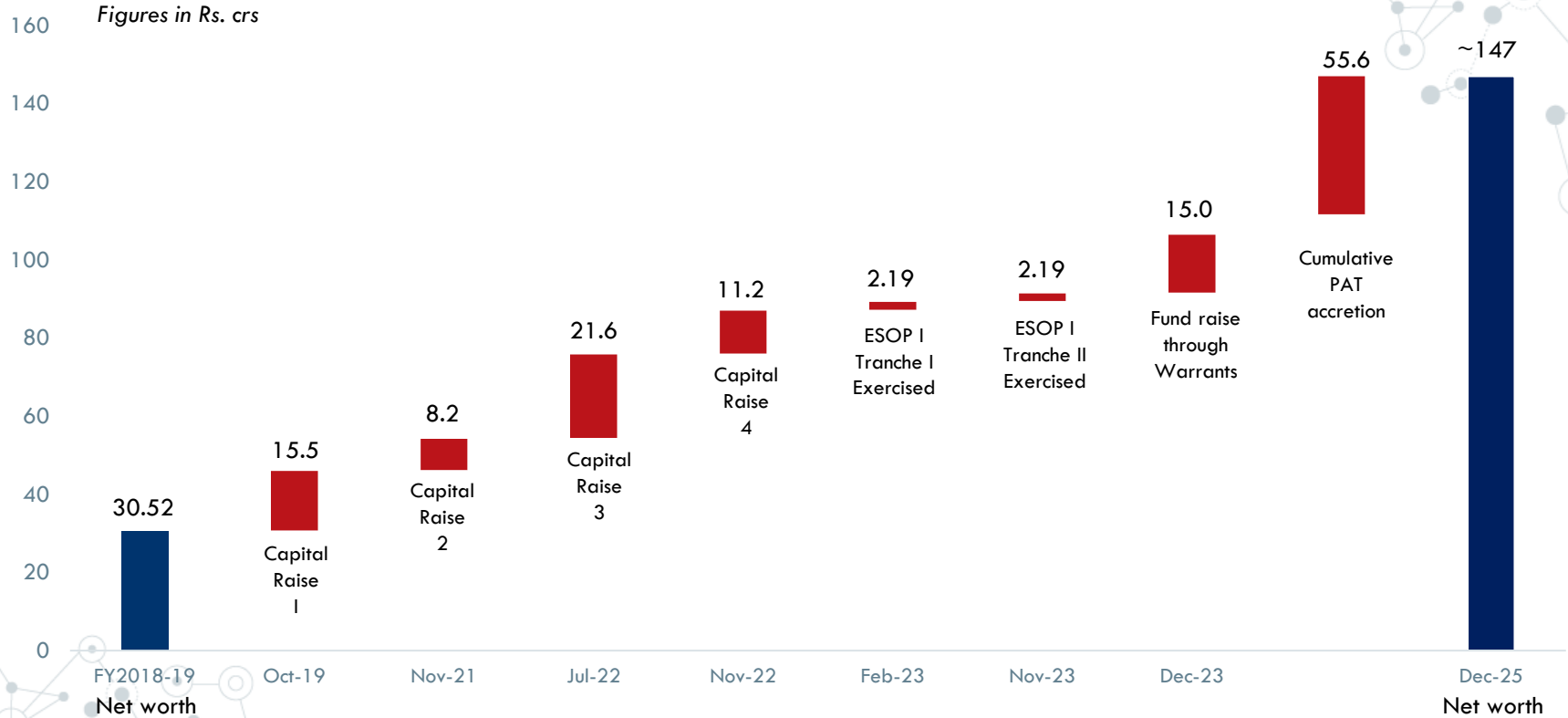
BUSINESS TRANSITION	
Before Oct 2019	As of Now
Franchise based Business Model	In-house business model
Geographic concentration	Multi-state presence
11 member team	250+ strong team
Sizeable portion of AUM comprised of big ticket / project loans	Dedicated focus on retail loans, project loans < 2%
AUM build up of Rs. 60 crs over a decade	AUM of Rs. ~570 crs as of Dec-25
Lack of domain and vintage	Employees rich in HFC experience
Excel based working environment	Under migration from Jaguar LMS to Jaguar Plus Version
Onward lending rate of 22-24%	Lending rates rationalised

BECOMING A PROFESSIONALLY RUN HFC (contd.)

LIABILITY TRANSITION	
Before Oct 2019	As of Now
Borrowings predominantly from Financial Institutions	Diversified Borrowing Profile with focus on PSBs. Private Sector Banks, FIs and the NHB
Accounting on Indian GAAP standard	Accounting on INDAS Standard
<p>Rating Partners</p>	<p>Rating Partners</p>

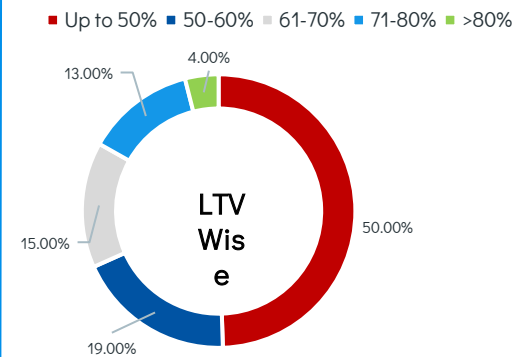
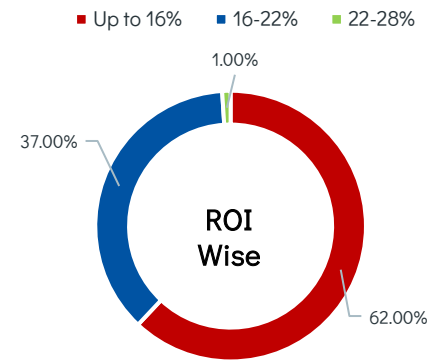
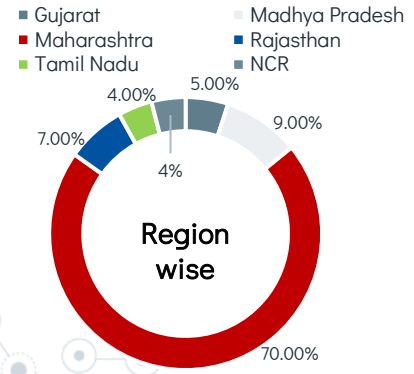
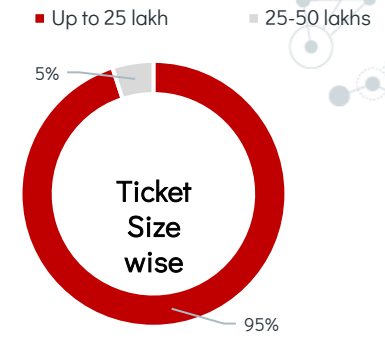
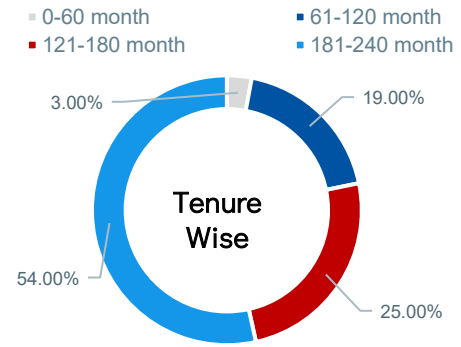
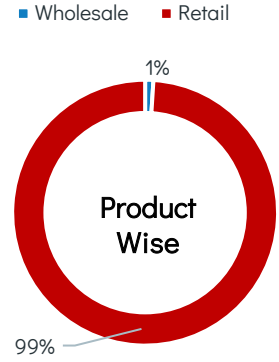
BOARD TRANSITION	
Before Oct 2019	As of Now
<p>Promoter driven board with family members</p>	<p>Professional characteristics getting developed with induction of BFSI professionals</p>
<p>Limited professional representation on the Board</p>	<ul style="list-style-type: none"> Mr. A P Saxena, ex-NHB official inducted on the board Mr. A K Lakshmanan, ex LIC official inducted on the board Mr. P K Das, ex IDBI Bank official inducted on the board Mr. Kalpesh Dave elevated to the board as Director

NET WORTH STRENGTHENED CONSISTENTLY



Net worth crossed Rs. 145+ crs: Augmented through consistent equity infusion and PAT accretion

KEY PORTFOLIO CUTS AS OF DEC 31, 2025



COMPANY DEBT AS OF DEC 31, 2025



Sanction Amt.	Rs. 125.00 crs	Rs. 134.75 crs*	Rs. 10.00 crs	Rs. 20.00 crs	Rs. 10.00 crs	Rs. 60.00 crs	Rs. 35.00 crs
Outstanding Amt.	Rs. 88.44 crs	Rs. 74.22 crs	Rs. 8.63 crs	Rs. 13.76 crs	Rs. 8.10 crs	Rs. 39.87 crs	Rs. 21.94 crs
No. of Credit Lines	12	4	1	2	1	3	5



Sanction Amt.	Rs. 24.80 crs	Rs. 10.00 crs	Rs. 8.00 crs	Rs. 5.00 crs	Rs. 80.00 crs	Rs. 6.00 crs	Rs. 6.20 crs
O/s Amt.	Rs. 9.26 crs	Rs. 0.77 crs	Rs. 0.48 crs	Rs. 1.80 crs	Rs. 49.84 crs	Rs. 1.32 crs	Rs. 2.11 crs
No. of Credit Lines	3	2	1	1	23	1	2

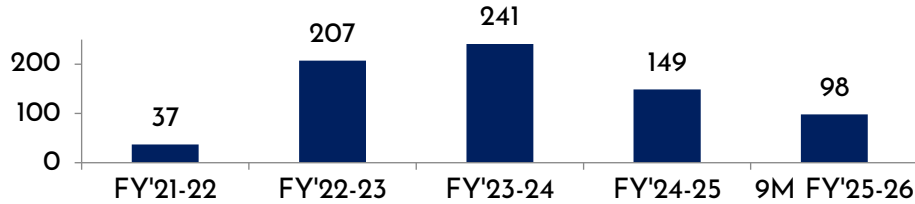
* Includes highest ever sanction of Rs. 50 crs from a single lender



Sanction Amt.	Rs. 10.00 crs	Rs. 10.00 crs	Rs. 10.00 crs	Rs. 10 crs	Rs. 20 crs	Rs. 10 crs	Rs. 20 crs	Rs. 31 crs
O/s Amt.	Rs. 8.38 crs	Rs. 7.71 crs	Rs. 6.93 crs	Rs. 7.27 crs	Rs. 15.26 crs	Rs. 7.79 crs	Rs. 14.93 crs	Rs. 10.22 crs
Credit Lines	1	1	1	1	1	1	1	2

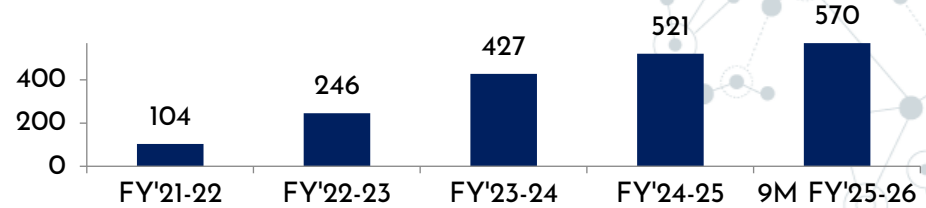
BUSINESS HISTORICALS

Disbursements (In Rs. Crs.)



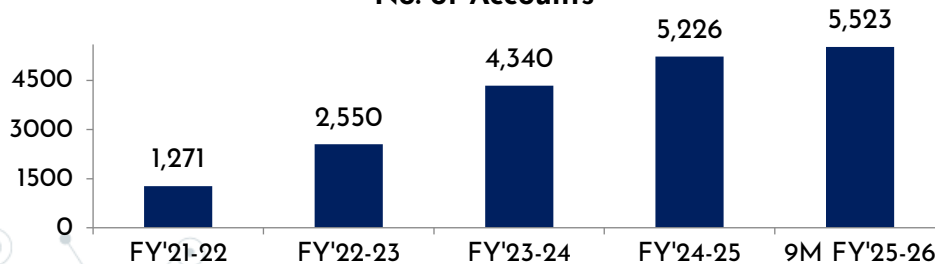
- FY'22-23 is the first growth year post capacity build up

AUM (In Rs. Crs.)



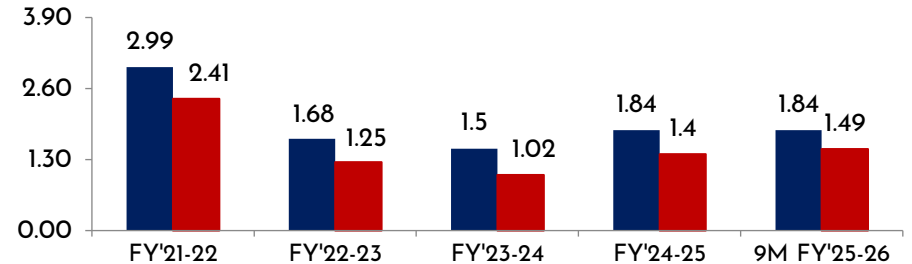
- 22%+ y-o-y growth registered in FY'24-25
- AUM scaled up through on book disbursements and co-lending

No. of Accounts



- 6000+ EWS/LIG customers served till date
- Incremental average loan size at Rs.12-13 lakhs for areas close to city centers and Rs.6-8 lakhs for rural areas

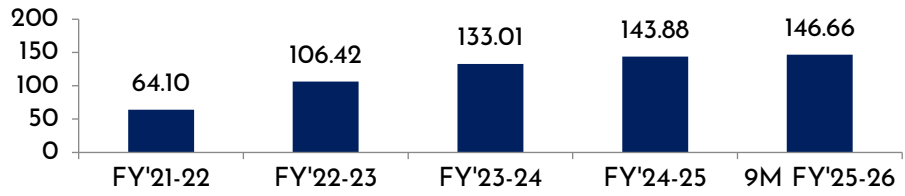
NPA (%)



- GNPA and NNPA %age has consistently come down since FY'19-20
- Provisions on NPA, standard assets, special provisions and write offs provide 100% coverage on the GNPA

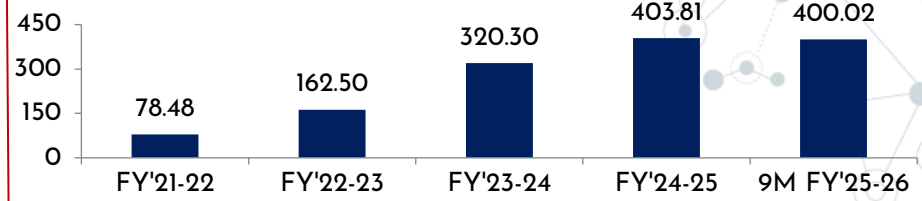
FINANCIAL HISTORICALS

Net Worth (In Rs. Crs.)



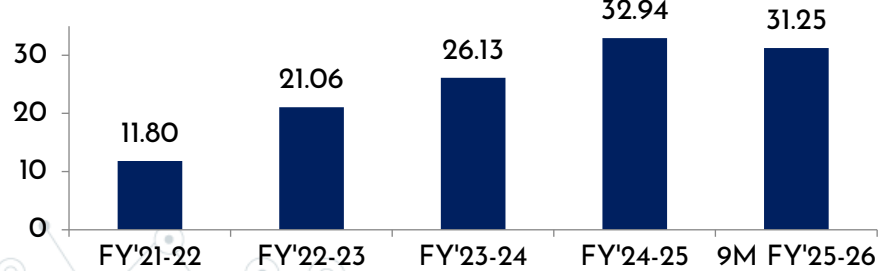
- Sequential increase in net worth through capital infusion and build up of reserves

Borrowings (In Rs. Crs.)

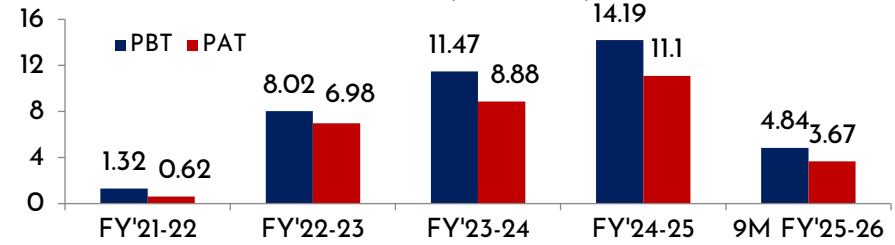


- Liability build up with focus on PSU Banks
- Established relationship with the NHB
- Strong funding pipeline to aid asset growth

Net Interest Income (In Rs. Crs.)



PBT-PAT (In Rs. Crs.)



- PAT accretion has helped build up of reserves and surplus
- Focus on build up of strong bottom line as AUM scales up

FINANCIAL RESULTS: 9M FY2025-26

Particulars	As on	
	31-12-2025	31-12-2024
Assets		
Cash & Cash Equivalents	10.23	26.21
Bank Balances Other than Cash & Cash equivalents	33.12	18.81
Loans	485.61	487.47
Investments	9.30	8.71
Other Financial Assets	19.13	12.83
Total Financial Assets	557.40	554.03
Current Tax Assets (Net)	1.16	0.58
Property, Plant & Equipment	1.86	2.76
Intangible Assets	1.43	0.14
Assets held for Sale / Capital WIP	0.57	2.14
Other Non-Financial Assets	4.91	1.82
Total Non-Financial Assets	9.92	7.45
Total Assets	567.32	561.49
Liabilities		
Total Financial Liabilities	417.51	418.47
Total Non Financial Liabilities	3.15	1.15
Total Equity	146.66	141.87
Total Liabilities and Equity	567.32	561.49

All Figures in Rs. Crore

Particulars	FTY ended	
	Dec 31, 2025	Dec 31, 2024
Revenue from Operations		
Interest Income	71.59	61.00
Fee & Commission income	1.09	1.77
Other operating income	0.30	1.02
Net Gain / Loss on Fair Value Changes	0.86	0.59
Gain/loss on derecognition of financial Assets	(1.06)	0.46
Other Income	-	2.23
Total Income	72.78	67.07
Expenses		
Finance Cost	40.33	33.46
Impairment of Financial Instruments	1.71	2.28
Employee Benefit Expenses	14.51	14.01
Depreciation and Amortisation Expenses	1.05	0.54
Other Expenses	10.33	6.43
Total Expenses	67.94	56.72
Profit Before Tax (PBT)	4.84	10.36
Tax Expenses	1.18	2.24
Profit After Tax (PAT)	3.67	8.12

DISCLAIMER

This presentation may contain statements about events and expectations that may be “forward-looking,” including those relating to general business plans and overall growth strategy of Star Housing Finance Limited (“Star HFL”), formerly known as Akme Star Housing Finance Limited, and its associated/subsidiaries/JVs, its future outlook and growth prospects, and future developments in its businesses and its competitive and regulatory environment. Actual results may differ materially from these forward-looking statements due to a number of risks and uncertainties, including future changes or developments in Star HFL and its associates/subsidiaries/JVs, its competitive environment, its ability to implement its strategies and initiatives and respond to technological changes and political, economic, regulatory and social conditions in the Country. All financial data in this presentation is obtained from the Financial Statements for FY’2018-19, FY’2019-20, FY’ 2020-21, FY’ 2021-22, FY’ 2022-23, FY’2023-24 , FY2024-25 & 9M FY2025-26 on the basis of which key ratios are calculated.

The purpose of this presentation is to provide general information to prospective investors in a manner to assist them in making investment decision. It does not purport to contain all the information that the prospective investor may require.

The presentation is made for informational purposes only and should not be regarded as an official opinion of any kind or a recommendation. It does not constitute an offer, solicitation or an invitation to the public in general to invest in Star HFL. This presentation is intended for the use of prospective investors only to whom it is addressed and who is willing and eligible to invest in Star HFL. The information contained in this presentation is obtained from sources believed to be reliable. We do not represent that any information, including third party information, is accurate or complete and it should not be relied upon without proper investigation on the part of investor(s).

Star HFL or any of its director(s) or employees does not assure/give guarantee for any accuracy of any of the facts/interpretations in this document, and shall not be liable to any person including the beneficiary for any claim or demand for damages or otherwise in relation to this opinion or its contents.

All investors must consider the risk factors, do their own analysis and/or avail expert professional help to arrive at an investment decision.

Thank You

For any questions, please connect
with

dinesh.kirupalli@starhfl.com
www.starhfl.com

