



GE VERNOVA

January 28, 2026

The Secretary  
BSE Limited  
Phiroze Jeejeebhoy  
Towers,  
Dalal Street  
Mumbai-400 001

The Manager  
Listing Department  
National Stock Exchange of India Ltd.  
Exchange Plaza, Bandra Kurla  
Complex, Bandra (East)  
Mumbai-400 051

**Code No. 522275**

**Symbol: GVT&D**

**GE Vernova T&D India Limited**  
**(Formerly known as GE T&D India Limited)**

**L31102DL1957PLC193993**

**Corporate Office:** T-5 & T-6, Plot 1-14, Axis House, Jaypee  
Wishtown, Sector-128, Noida-201304, Uttar Pradesh

T +91 120 5021500

F +91 120 5021501

**Email id:** [secretarial.compliance@gevernova.com](mailto:secretarial.compliance@gevernova.com)

**Website:**

<https://www.gevernova.com/regions/asia/in/gevernova-td-india>

Dear Sir/Madam,

**Sub: Analyst Presentation**

Pursuant to Regulation 30 of the SEBI (Listing Obligations and Disclosure Requirements) Regulations, 2015 and further to our letter dated January 22, 2026, please find attached presentation in respect of Un-Audited Financial Results of the Company for the quarter and nine month ended December 31, 2025 which shall be shared with analysts/ institutional investors for Earnings Conference call scheduled today i.e Wednesday, January 28, 2026, at 7:00 P.M. (IST).

This is for your information and records.

**For GE Vernova T&D India Limited**  
**(Formerly known as GE T&D India Limited)**

**SHWETA** Digitally signed by  
**MEHTA** SHWETA MEHTA  
Date: 2026.01.28  
18:04:36 +05'30'

**Shweta Mehta**  
**(Membership No. A18600)**  
**Company Secretary & Compliance Officer**  
**Contact No.: +91-120-5021500**





GE VERNOVA

# ANALYST PRESENTATION

# GE VERNOVA T&D INDIA LTD.

Q3 FY 2025-26



# DISCLAIMER

This presentation has been prepared solely for the use at analyst/ investor presentation. By attending the meeting where this presentation is made, or by reading the presentation slides, you agree to be bound by the following limitations-

The forward-looking information and statements can generally be identified by the fact that they do not relate only to historical or current facts. Forward-looking statements sometimes use terminology such as “targets”, “believes”, “expects”, “aims”, “assumes”, “intends”, “plans”, “seeks”, “will”, “may”, “anticipates”, “would”, “could”, “continues”, “estimate”, “milestone” or other words of similar meaning and similar expressions or the negatives thereof. GE Vernova T&D India Limited cannot give assurance to the correctness of such information and statements.

By their nature, forward-looking information and statements involve known and unknown risks, uncertainties and other important factors that could cause the actual results, performance or achievements of the Company to differ materially from any future results, performance or achievements that may be expressed or implied by the forward-looking information and statements in this presentation. Should one or more of these risks or uncertainties materialize, or should any underlying assumptions prove to be incorrect, the Company's actual financial condition or results of operations could differ materially from that or those described herein as anticipated, believed, estimated or expected

Given the aforementioned uncertainties, prospective or present investors are cautioned not to place undue reliance on any of these forward-looking statements

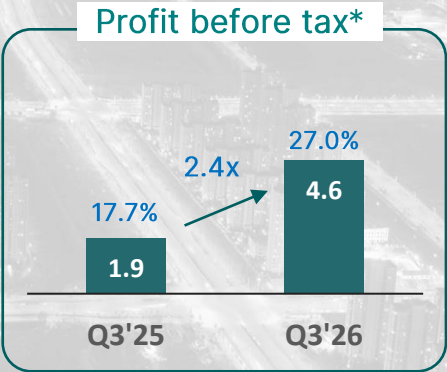
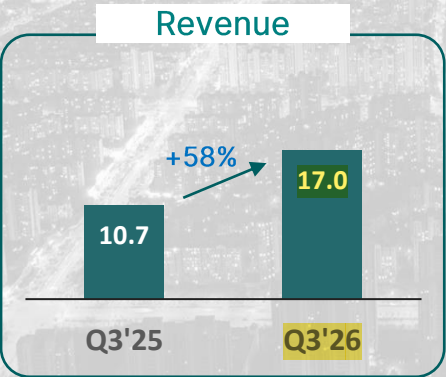


No part of this presentation, nor the fact of its distribution, should form the basis of, or be relied on in connection with, any contract or commitment or investments decision whatsoever. Investor/prospective advisors must be sought on specific situation from well-informed legal, investment, tax, financial, and management professionals

This presentation and its contents are confidential and must not be distributed, published or reproduced. This presentation does not constitute a recommendation regarding the securities of the Company.

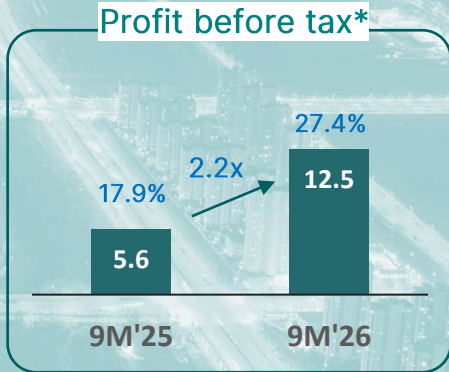
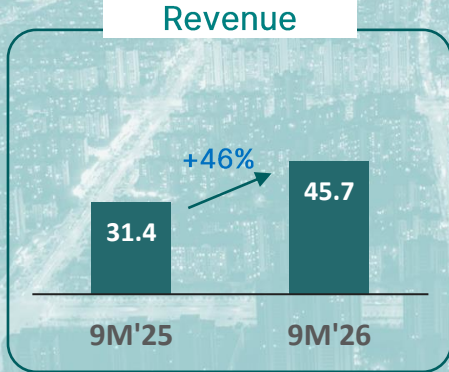
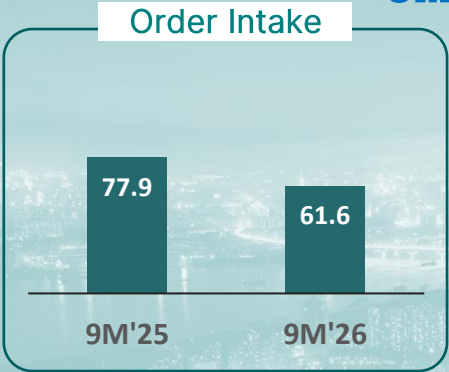
# EXECUTIVE SUMMARY

(₹ in billions)

## Q3 FY 25-26



## 9M FY 25-26



Cash generation of 6.7\*\* BINR during 9M leading to available cash equivalents of 15.9 BINR

\* Profit Before Tax and Exceptional Items  
\*\*Cash Generation before dividend Payment (1,280 MINR)



# Delivering from Frontline – Key Execution Q3 FY 25-26

## Turnkey Solutions



### **Renew – Koppal RTM**

Commissioned 400 and 220 kV Bays at Koppal.



### **JSUNL - Palamu**

Commissioned 132 / 33 kV bays along with 50 MVA transformer at Bhawnathpur Substation



### **WBSETCL - Birlapur**

Commissioned 132 kV GIS bays.

## Power Transformers



### **PGCIL - Bhadla**

Commissioned 6 nos. 80 MVAr 765 kV 1 ph Shunt Reactors



### **Sterlite/Resonia- Kishtawar**

Commissioned 3 Nos 41.67 MVAr 400 kV 1 ph Shunt Reactors



### **PGCIL - Dausa**

Commissioned 3 Nos 500 MVA 765 kV 1 ph Inter Connecting Transformers



### **PGCIL - Narela**

Commissioned 10 Nos 110 MVAr 765 kV 1 ph Shunt Reactors

## Gas Insulated Switchgear



### **GETCO - Kalawad**

Commissioned 400 kV 15 GIS Bays



### **KPTCL - Vidansoudha**

Commissioned First F35-41 GIS model 66 kV GIS Bays,



### **Elecnor - Dominican Republic**

Commissioned 400kV CBs

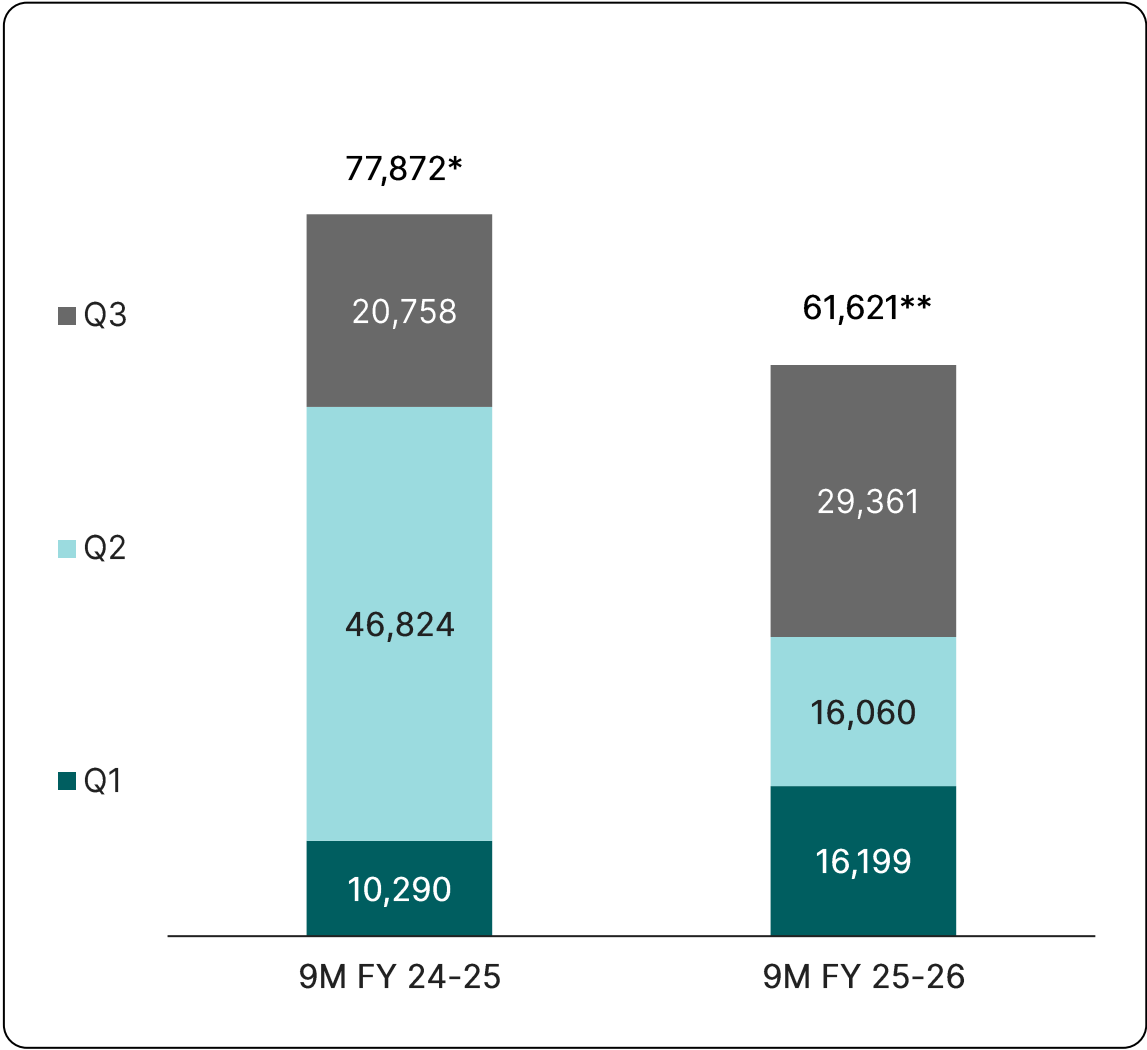


### **Godrej A/c PGCIL - Ahmedabad**

Commissioned 765kV – 10 CBs, CSD100

# Order Intake Q3 & 9M FY 25-26

(₹ in millions)



\* includes one large order from GE Vernova group in Q2 FY 2024-25  
\*\* excludes VSC HVDC Khavda South Olpad order from Adani Order to be booked in subsequent quarters

## KEY ORDERS BOOKED DURING Q3, FY 25-26

- Refurbishment of 2x500MW Chandrapur HVDC Back-to-Back Station from PGCIL
- Supply of 765kV 500 MVA ICTs from PGCIL
- Supply of 765kV 500 MVA ICTs from a private TBCB developer in the state of Gujarat
- Supply of 765kV/400kV AIS equipment and Grid Automation packages from multiple EPC players
- Multiple orders for export of AIS/GIS equipment to Europe, Middle East and Africa.

# Financial Performance Q3 & 9M FY 25-26

(₹ in millions)

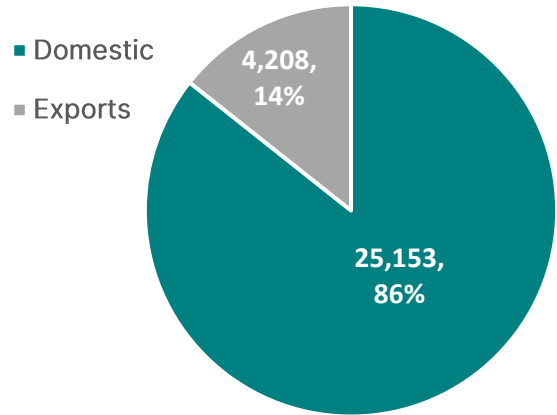
	Q3 FY 25-26	%	Q2 FY 25-26	%	Q3 FY 24-25	%	9M FY 25-26	%	9M FY 24-25	%
Revenue	17,006	100.0	15,385	100.0	10,737	100.0	45,692	100.0	31,398	100.0
Less : Cost of Good Sold	9,753	57.4	8,675	56.4	6,683	62.2	25,288	55.3	18,916	60.2
Gross Profit	7,253	42.6	6,709	43.6	4,053	37.8	20,404	44.7	12,482	39.8
Less : Employee Cost	1,130	6.6	1,186	7.7	998	9.3	3,288	7.2	3,101	9.9
Less : Other Expenses	1,577	9.3	1,559	10.1	1,259	11.7	4,729	10.3	3,715	11.8
EBITDA	4,546	26.7	3,965	25.8	1,797	16.7	12,387	27.1	5,666	18.0
Less : Finance Cost	28	0.2	22	0.1	39	0.4	78	0.2	87	0.3
Less : Depreciation	116	0.7	116	0.8	117	1.1	343	0.8	358	1.1
Add : Other Income	188	1.1	186	1.2	258	2.4	537	1.2	415	1.3
Profit Before Tax & Exceptional Items	4,590	27.0	4,013	26.1	1,899	17.7	12,503	27.4	5,636	17.9
Exceptional Items*	693	4.1	-	-	-	-	693	1.5	-	-
Profit before Tax Tax	3,897	22.9	4,013	26.1	1,899	17.7	11,810	25.8	5,636	17.9

\* Includes financial impact on account of new labour codes

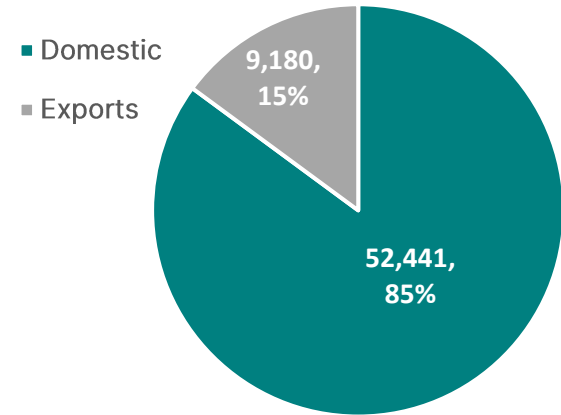
# Order, Sales and Backlog details

(₹ in millions)

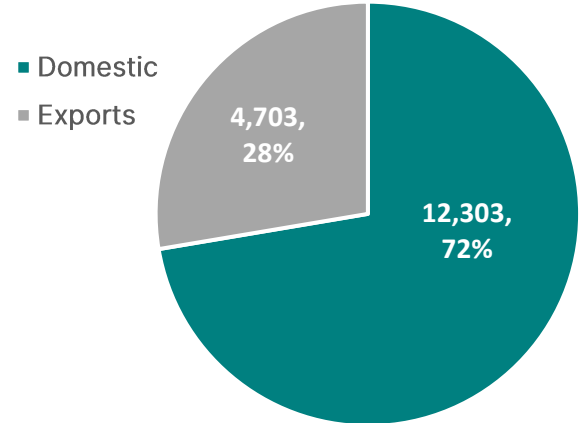
Q3'26 Orders : 29,361



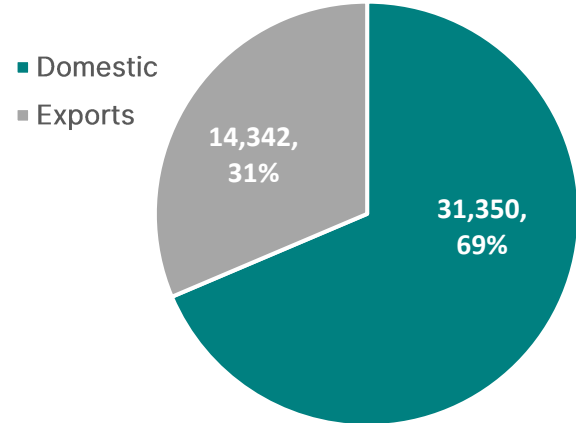
9M'26 Orders : 61,621



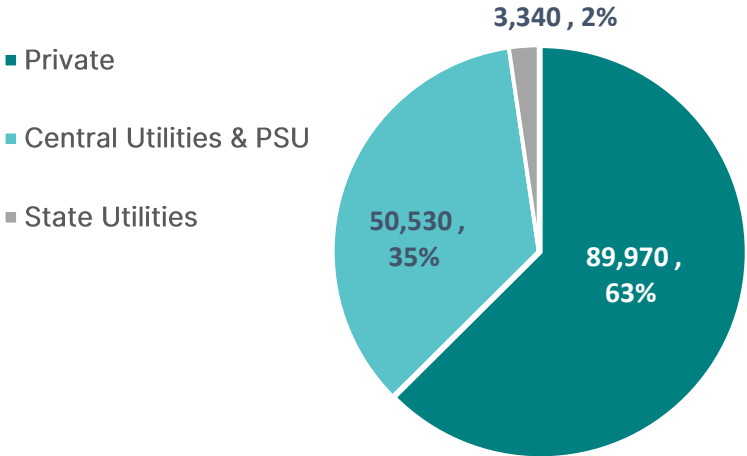
Q3'26 Sales : 17,006



9M'26 Sales : 45,692



Orders in Hand : 143,840







GE VERNOVA

# THE ENERGY TO CHANGE THE WORLD

Contact us:

[InvestorsRelations.GEVDIL@ge.com](mailto:InvestorsRelations.GEVDIL@ge.com)

<https://www.gevernova.com/regions/asia/in/gevernova-td-india>