



GE VERNOVA

May 19, 2026

The Secretary
BSE Limited
Phiroze Jeejeebhoy
Towers,
Dalal Street
Mumbai-400 001

The Manager
Listing Department
National Stock Exchange of India Ltd.
Exchange Plaza, Bandra Kurla
Complex, Bandra (East)
Mumbai-400 051

Code No. 522275

Symbol: GVT&D

GE Vernova T&D India Limited
(Formerly known as GE T&D India Limited)

L31102DL1957PLC193993

Corporate Office: T-5 & T-6, Plot 1-14, Axis House, Jaypee
Wishtown, Sector-128, Noida-201304, Uttar Pradesh

T +91 120 5021500

F +91 120 5021501

Email id: secretarial.compliance@governova.com

Website:

<https://www.governova.com/regions/asia/in/governova-td-india>

Dear Sir/Madam,

Sub: Analyst Presentation

Please find attached analyst presentation in respect of earnings conference call with analysts/ institutional investors.

This is for your information and records.

For GE Vernova T&D India Limited

(Formerly known as GE T&D India Limited)

Shweta Digitally signed
by Shweta Mehta

Mehta Date: 2026.05.19
Shweta Mehta 11:48:52 +05'30'

(Membership No. A18600)

Company Secretary & Compliance Officer

Contact No.: +91-120-5021500



GE VERNOVA

ANALYST PRESENTATION

GE VERNOVA T&D INDIA LTD.

Q4 FY 2025-26

DISCLAIMER

This presentation has been prepared solely for the use at analyst/ investor presentation. By attending the meeting where this presentation is made, or by reading the presentation slides, you agree to be bound by the following limitations-

The forward-looking information and statements can generally be identified by the fact that they do not relate only to historical or current facts. Forward-looking statements sometimes use terminology such as “targets”, “believes”, “expects”, “aims”, “assumes”, “intends”, “plans”, “seeks”, “will”, “may”, “anticipates”, “would”, “could”, “continues”, “estimate”, “milestone” or other words of similar meaning and similar expressions or the negatives thereof. GE Vernova T&D India Limited cannot give assurance to the correctness of such information and statements.

By their nature, forward-looking information and statements involve known and unknown risks, uncertainties and other important factors that could cause the actual results, performance or achievements of the Company to differ materially from any future results, performance or achievements that may be expressed or implied by the forward-looking information and statements in this presentation. Should one or more of these risks or uncertainties materialize, or should any underlying assumptions prove to be incorrect, the Company's actual financial condition or results of operations could differ materially from that or those described herein as anticipated, believed, estimated or expected

Given the aforementioned uncertainties, prospective or present investors are cautioned not to place undue reliance on any of these forward-looking statements

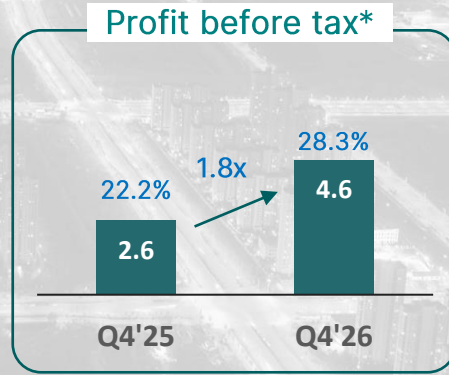
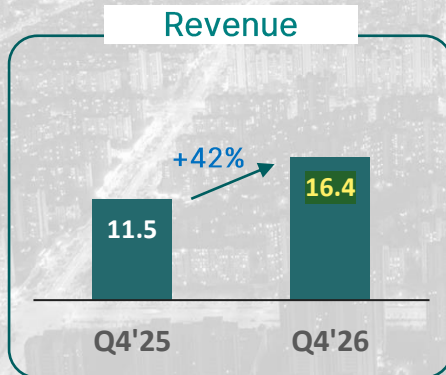
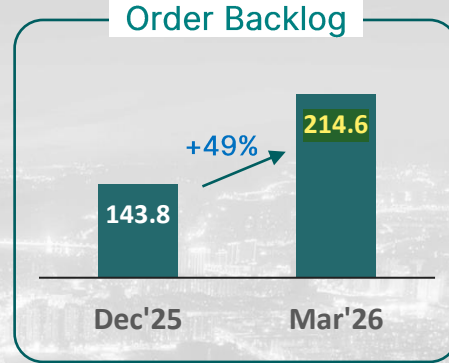
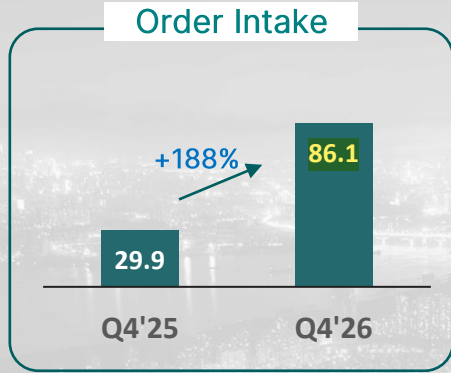
No part of this presentation, nor the fact of its distribution, should form the basis of, or be relied on in connection with, any contract or commitment or investments decision whatsoever. Investor/prospective advisors must be sought on specific situation from well-informed legal, investment, tax, financial, and management professionals

This presentation and its contents are confidential and must not be distributed, published or reproduced. This presentation does not constitute a recommendation regarding the securities of the Company.

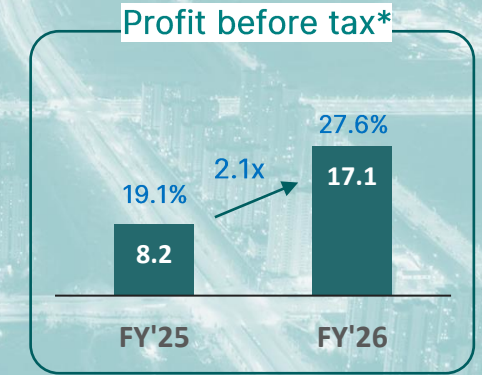
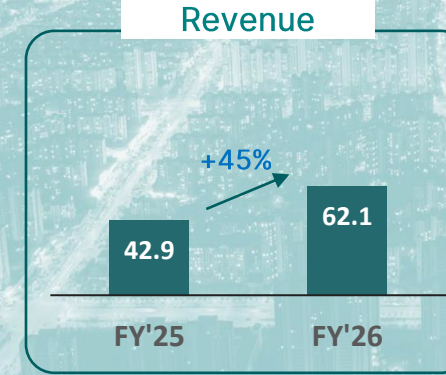
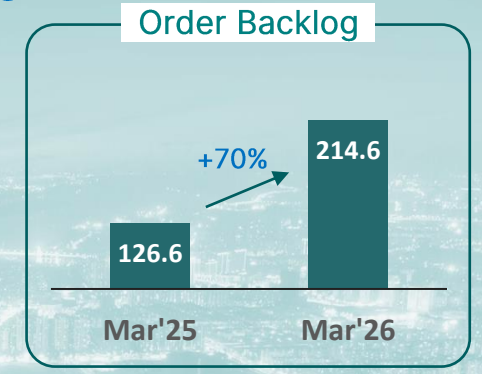
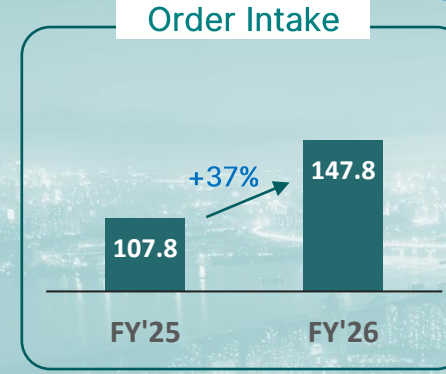
EXECUTIVE SUMMARY

(₹ in billions)

Q4 FY 25-26



FY 25-26



Cash generation of 15.8 BINR** during FY 2025-26 leading to available cash equivalents of 25 BINR***

* Profit Before Tax and Exceptional Items

** Cash Generation before dividend Payment (1,280 MINR)

*** Includes lending to GEV Cash Pool

Delivering from Frontline - Key Execution Q4 FY 25-26

Turnkey Solutions



Renew - Gadag RTM

Commissioned 400 and 220 kV AIS Bays at Gadag.



PGCIL, Nagaland-

Commissioned 132 / 33 kV GIS bays at Tuensang.



NTPC, Kahalgaon -

Commissioned 400 / 220 kV AIS bays along with 400 MVA transformation capacity



HPPTCL, Kangoo -

Commissioned 220 / 132 / 33 kV AIS bays with 890 MVA transformation capacity.

Power Transformers



PGCIL- Ramgarh

Commissioned 9 nos. 80 MVA 765 kV 1 ph Shunt Reactors & 3 Nos 500 MVA 765 kV 1 ph Inter Connecting Transformers



Sterlite/Resonia- Kishtawar

Commissioned 1 Nos 41.67 MVA 400 kV 1 ph Shunt Reactors



PGCIL - Maheshwaram

Commissioned 3 Nos 500 MVA 765 kV 1 ph Inter Connecting Transformers



PGCIL - Bhadla III

Commissioned 6 Nos 110 MVA 765 kV 1 ph Shunt Reactors

Gas Insulated Switchgear



KPTL A/c SPTL-BEAWAR

Commissioned 765kV -22 nos. of CBs, 400kV - 9nos. of CBs, CSD - 31 nos.



Godrej A/c PGCIL - Fatehgarh-III & Bhiwani

Commissioned 765kV -8 nos. of CBs, CSD - 8 nos.



MUMBAI -IIT 110kV

Commissioned 132kV - 11 nos. of GIS Bays

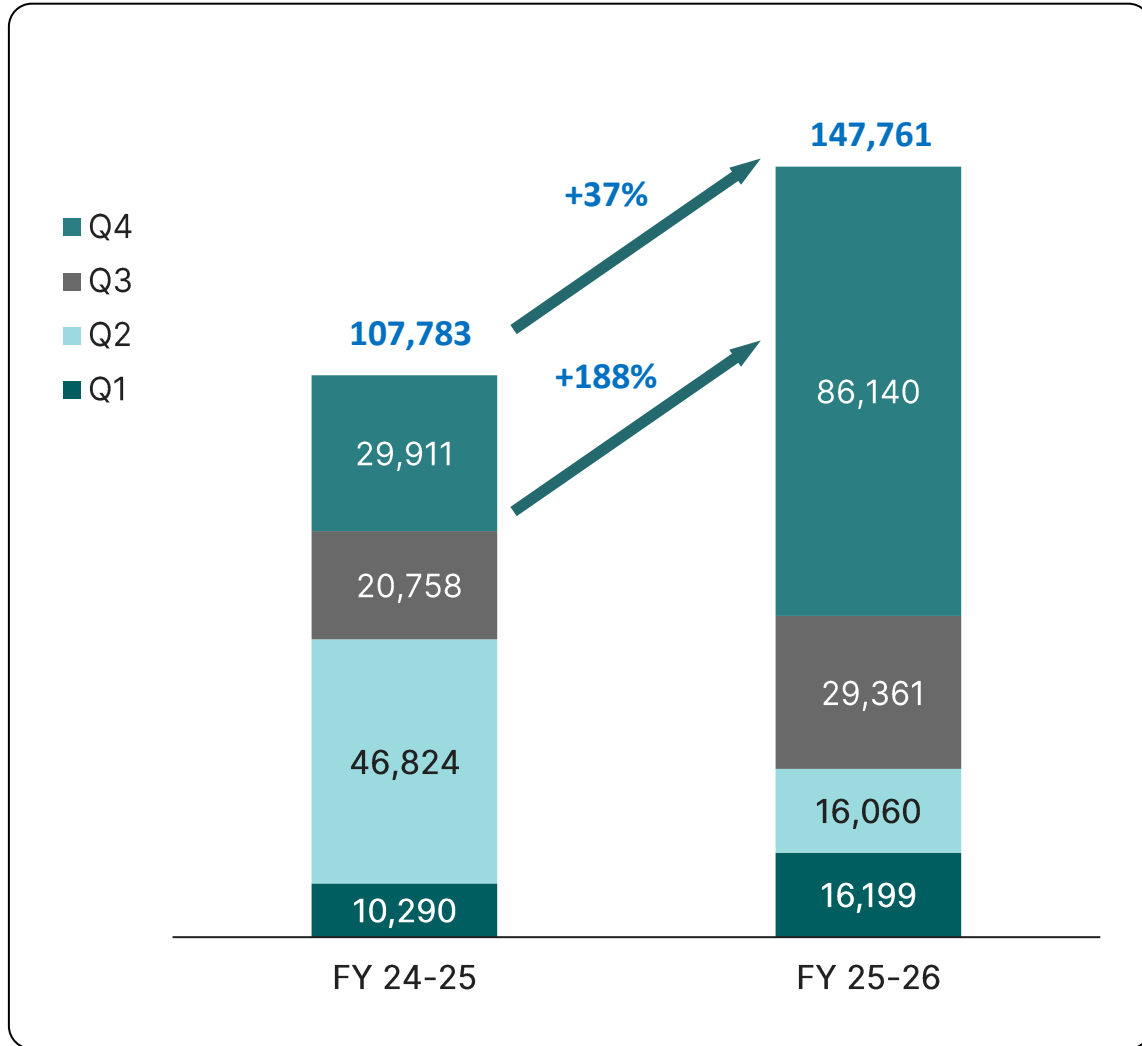


PGCIL - Nagaland 132kV,

Commissioned 132kV - 6 nos. of GIS Bays+GIB

Order Intake Q4 & FY 25-26

(₹ in millions)



KEY ORDERS BOOKED DURING FY 25-26

- Supply of 2.5GW VSC based HVDC terminal station at Khavda-South Olpad from Adani group
- Refurbishment of 2x500MW Chandrapur HVDC Back-to-Back Station from PGCIL
- Supply of 765kV 500 MVA ICTs and 765kV 110 MVAR reactors from PGCIL
- Supply of 765kV 500 MVA ICTs, 765 kV 110 MVAR reactors and 765kV/420Kv/245Kv GIS from a private TBCB developer in the state of Gujarat
- Supply of 765kV/400kV AIS equipment and Grid Automation packages from multiple EPC players
- Multiple orders for export of AIS/GIS equipment to Europe, Middle East and Africa.

Financial Performance Q4 & FY 25-26

(₹ in millions)

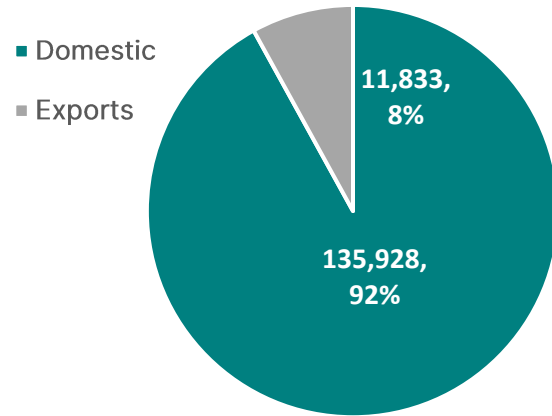
	Q4 FY 25-26	%	Q3 FY 25-26	%	Q4 FY 24-25	%	12M FY 25-26	%	12M FY 24-25	%
Revenue	16,371	100.0	17,006	100.0	11,525	100.0	62,063	100.0	42,923	100.0
Less : Cost of Good Sold	8,681	53.0	9,753	57.4	6,651	57.7	33,969	54.7	25,567	59.6
Gross Profit	7,690	47.0	7,253	42.6	4,875	42.3	28,094	45.3	17,356	40.4
Less : Employee Cost	1,184	7.2	1,130	6.6	897	7.8	4,473	7.2	3,999	9.3
Less : Other Expenses	2,056	12.6	1,577	9.3	1,456	12.6	6,786	10.9	5,171	12.0
EBITDA	4,449	27.2	4,546	26.7	2,521	21.9	16,836	27.1	8,187	19.1
Less : Finance Cost	70	0.4	28	0.2	57	0.5	148	0.2	143	0.3
Less : Depreciation	121	0.7	116	0.7	115	1.0	464	0.7	473	1.1
Add : Other Income	372	2.3	188	1.1	211	1.8	908	1.5	626	1.5
Profit Before Tax & Exceptional Items	4,630	28.3	4,590	27.0	2,561	22.2	17,133	27.6	8,197	19.1
Exceptional Items*	(57)	(0.4)	693	4.1	-	-	636	1.0	-	-
Profit before Tax	4,687	28.6	3,897	22.9	2,561	22.2	16,497	26.6	8,197	19.1

* Impact on account of new labour codes

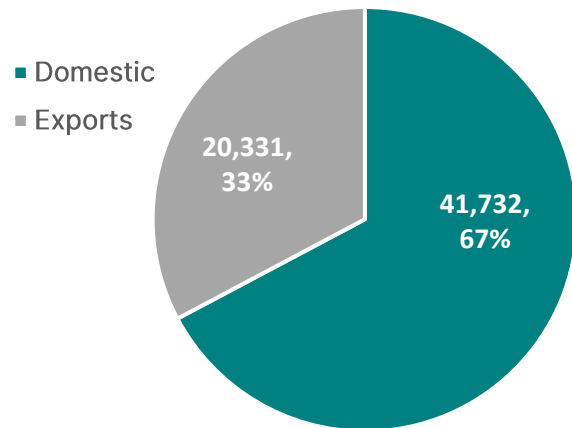
Order, Sales and Backlog details

(₹ in millions)

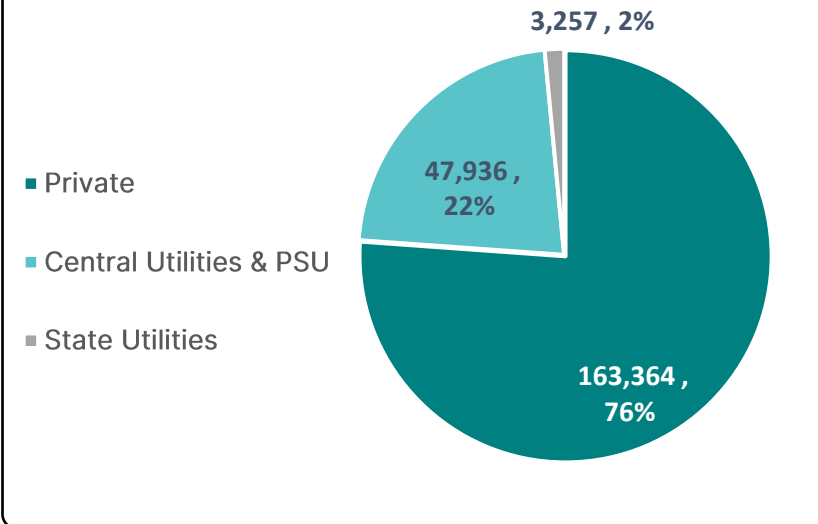
FY'26 Orders : 147,761



12M'26 Sales : 62,063



Orders in Hand : 214,557





GE VERNOVA

THE ENERGY TO CHANGE THE WORLD

Contact us:

InvestorsRelations.GEVDIL@governova.com

<https://www.governova.com/regions/asia/in/governova-td-india>