

HGIEL/HO/COMPLIANCE/2025-26/594

February 12, 2026

BSE Limited

Phiroze Jeejeebhoy Towers
Dalal Street
Mumbai- 400 001

Scrip Code- 541019/977063

National Stock Exchange of India Limited

Exchange Plaza, C-1, Block G
Bandra Kurla Complex, Bandra (East)
Mumbai- 400 051

Scrip Symbol- HGINFRA

Dear Sir/Madam,

Sub: Investor Presentation Q3 & 9MFY26

Kindly find enclosed a copy of the Investor Presentation on the unaudited standalone and consolidated financial results of the Company for the quarter and nine months ended December 31, 2025.

The above information is also being uploaded on the Company's website at www.hginfra.com

This is for your information and records.

Thanking you,

Yours faithfully,
For **H.G. Infra Engineering Limited**

Ankita Mehra

Company Secretary & Compliance Officer
Mem. No. A33288

Encl.: As above

H.G. INFRA ENGINEERING LTD.



H.G. INFRA ENGINEERING LTD.

Building Highways, Connecting Destinations
Celebrating 23 Years of Trust, Passion and Quality





Operational & Orderbook Highlights

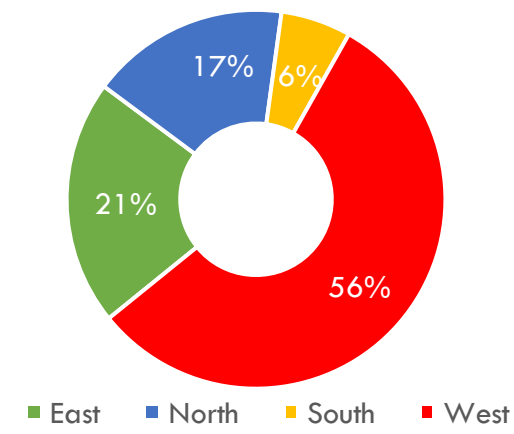
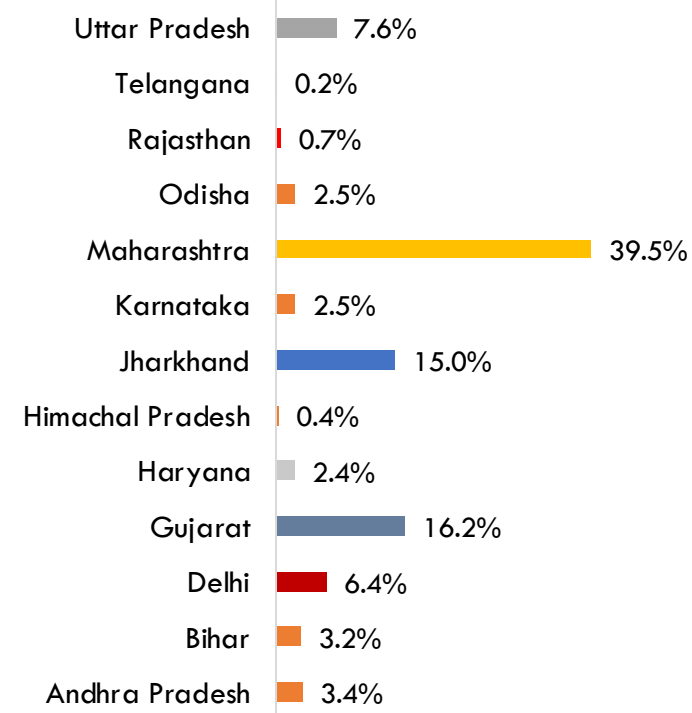




Robust & Diversified Orderbook as December 2025



Project	Authority	Sector	Type	Type	% Completion	Orderbook
Karnal Munak Road	NHAI	Govt.	HAM	Road & Highways	94.2%	555
Varanasi Ranchi Kolkata Highway P 10					9.0%	10,101
Varanasi-Ranchi-Kolkata Highway P 13					19.4%	6,449
Other HAM Projects (OD-5, OD-6, KD-1, KD-2 & AP 01)					~99.0%	821
Chennai-Tirupati Package-II	MoRTH		40.1%		4,602	
84 Kosi Parikrama Marg Pkg. 6-Bahuvan Ayodhya			3.4%		6,618	
Narol Junction to Sarkhej Junction	NHAI		15.6%		5,906	
Kalimandir Dimma Chowk Elevated corridor			36.9%		3,857	
Neelmangala-Tumkur	MSRDC	54.4%	3,342			
UER P1		98.9%	171			
Nagpur-Chandrapur NC-04	ADANI	Pvt.	EPC	0.0%	19,910	
Nagpur-Chandrapur NC-05				0.0%	21,511	
Ganga Expressway	DLF	98.6%	704			
DLF Cyber City		0.01%	2,739			
Others					51	
Total-Road & Highways						87,337
Bilaspur Himachal Pradesh	RVNL	GOVT & PSU	BOQ	Railways & Metro	87.8%	532
Janakpuri West to R.K. Ashram Corridor	DMRC		99.3%		23	
Kanpur Central Railway	NCR		44.9%		3,080	
Dhule-Nardana Railway	CR		35.0%		3,947	
Karanjaon Aurangabad RVNL Pk9	SCR		32.7%		2,552	
Gaya-Son Nagar section	ECR		27.3%		4,371	
New Delhi Railway Station	RLDA		6.9%		8,488	
Thane Integral Ring Metro Project.	MMRCL		0.0%		4,797	
Total-Railway						27,790
Gujarat BESS 250 MW	GUVNL	GOVT & PSU	EPC	BESS	0.0%	5,112
Banaskantha BESS 185 MW	JVVNL (NTPC)		0.1%	4,619		
Choraniya BESS 300 MW	GUVNL		0.0%	6,465		
Total-BESS						16,196
Solar Power Projects - Rajasthan (KUSUM)	JDVVNL	GOVT	EPC	Solar	95.8%	970
Transmission- Angul Sundergarh	PFCCCL	PSU	BOO	T&D	0.1%	2,968
Total-Solar						3,938
Military Engineer Services	MES	Govt.	Item Rate	Other	0.0%	983
Total-Building & Other						983



Total Orderbook

Rs. 1,36,244 Mn





Significant Events and update on New Projects till Q3FY26



New Projects:

Client	Mode	Project Name	Tarif per MW	Contract Duration	EPC Cost	State	LOA Date
GUVNL	BESS	Setting Up 300 MW/600MWh battery energy Storage System	₹2,85,600	12 Years from the project commissioning date	₹6,465 Mn	Gujarat	28.05.2025 L1 intimation on 21.04.2025
Client	Mode	Project Name		Contract Duration	Project Cost	State	LOA Date
Military Engineer Services	BOQ (EPC)	Creation of Integrated Material Handling Facility at the Naval Dockyard in Mumbai		30 months	₹1,178 Mn	Mumbai Maharashtra	04.08.2025 L1 intimation on 23.06.2025
Client	Mode	Project Name		Contract Duration	Project Cost	State	LOA Date
PFC Consulting Ltd	"BOOT" Transmission	Establish Inter State Transmission System for Eastern Region Generation Scheme -I		35 Years from the COD of Project	~₹3,500 Mn	Odisha	19.06.2025
Client	Mode	Project Name		Contract Duration	Project Cost	State	LOA Date
Maharashtra Metro Rail Corp Ltd.	EPC	Design and Construction of Elevated Metro Viaduct, Depot Approach Viaduct and three special spans for Thane Integral Ring Metro Project (in JV with Kalpataru)		36 months	₹14,150 Mn (Total Cost) ₹5,660 Mn (HG Part 40%)	Maharashtra	LOA Date 10.12.2025
Client	Mode	Project Name		Contract Duration	Project Cost	State	LOA Date
DLF Cyber City Developers Ltd.	Item Rate/BOQ	Executing the "Infrastructure (Access Road Network) works' at DLF Downtown, Phase-2 project located at Sector-25A, Gurugram, Harayana		548 Days	₹2741.11 Mn	Haryana	LOA Date 19.11.2025





Significant Events and update on New Projects till Q3FY26



Declaration of provisional completion date:

Client	Project Name	Completion Date
1	OD-Package 05 (Odisha)	PCC-02 w.e.f 31.03.2025 vide dated 21.08.2025
2	OD-Package 06 (Odisha)	PCC-02 w.e.f 31.03.2025 vide dated 21.08.2025
3	KD- Package 01 (Telangana)	PCC-01 w.e.f. 28.03.2025 vide dated 17.05.2025
4	KD- Package 02 (Telangana)	PCC-02 w.e.f. 15.11.2025 vide dated 15.01.2026
5	AP-01 (Andhra Pradesh)	PCC-01 w.e.f. 23.05.2025 vide dated 01-10-2025

Declaration of Appointed date:

Client	Project Name	Mode	State	Appointed Date
1	Varanasi Ranchi (Package-13)	HAM	Jharkhand	AD issued w.e.f. 30.09.2025
2	Narol Sarkhej Gujrat -MoRTH	HAM	Gujarat	AD issued w.e.f. 19.08.2025
3	New Delhi Railway Station	EPC	Delhi	AD issued w.e.f. 06.08.2025
4	DLF Cyber city	Item Rate/BOQ	Haryana	AD issued w.e.f. 30.12.2025





Significant Events and update on New Projects till Q3FY26



Completion Certificate:

Client	Project Name	Completion Date
1	Rewari Bypass Package -4	w.e.f 25.05.2023 vide dated 02.05.2025
2	Delhi-Vadodara Package-9	w.e.f 31.12.2023 vide dated 16.10.2025

Agreement Signing:

Client	Mode	Project Name	State	Agreement Date
MoRTH	HAM	Kosi Parikrama Ayodhya	Uttar Pradesh	21.06.2025
DLF Cyber City Developers Ltd	Item Rate/BOQ	Executing the "Infrastructure (Access Road Network) works' at DLF Downtown, Phase-2 project located at Sector-25A, Gurugram, Harayana	Haryana	15.12.2025
GUVNL	BESS (BOO)	Setting Up 250 MW/500MWh battery energy Storage System	Gujarat	22.05.2025





Update on HAM Projects





Expanding HAM Projects



Expanding order book, equity commitment comfortably met

All figures in ₹ Million

Project	Awarding Authority	State	Kms	BPC	Grant Amount	Total Sanctioned Debt	Invested Equity till Dec FY26	Debt as on Dec 2025
Khammam Devarapalle Pkg-1	NHAI	Telangana	33.6	7,721*	3,088	3,100	1,270	2,858
Khammam Devarapalle Pkg-2	NHAI	Telangana	29.51	6,371*	2,548	2,560	1,117	2,389
Raipur Visakhapatnam AP-1	NHAI	Andhra Pradesh	31.77	10,601*	4,240	4,520	1,682	4,277
Raipur Visakhapatnam OD-5	NHAI	Odisha	44.00	14,921	5,968	6,670	2,649	6,168
Raipur Visakhapatnam OD-6	NHAI	Odisha	45.50	11,231	4,492	5,150	1,823	4,822
Karnal Ringroad	NHAI	Haryana	34.5	9,971	3,988	4,650	1,433	3,600
Varanasi Kolkata Pkg-10	NHAI	Jharkhand	35.6	13,031	5,212	6,200	264	-
Varanasi Kolkata Pkg-13	NHAI	Jharkhand	28.7	9,251	3,700	4,470	359	-
Chennai Tirupati II	NHAI	Andhra Pradesh	37.43	8,621	3,448	4,350	1,107	500
Narol Sarkhej	MoRTH	Gujarat	10.63	7,811	3,124	4,050	693	-
84 Kosi Parikrama	MoRTH	Uttar Pradesh	63.84	7,631	3,052	3,900	21	-
Total					42,860	49,620	12,418	24,614

*including GST





Financial Highlights





Standalone Highlights – Q3 FY26 & 9M FY26



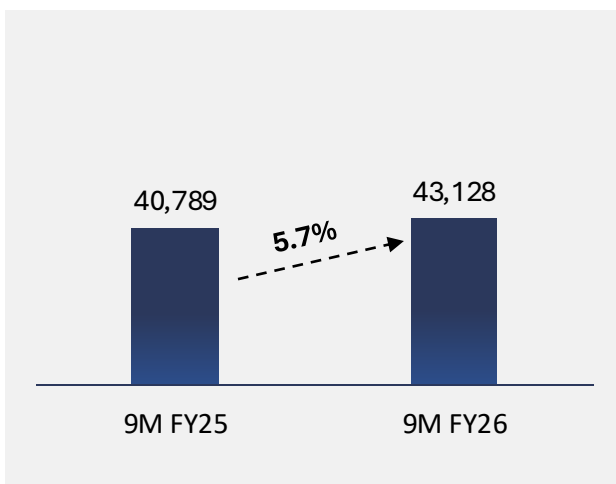
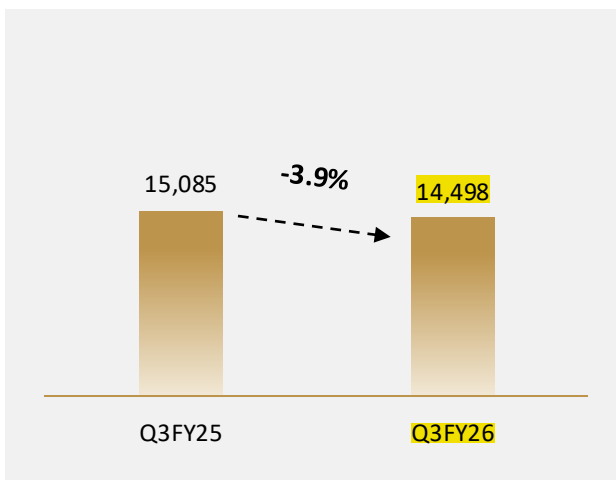
All figures in INR Million

Q3FY26

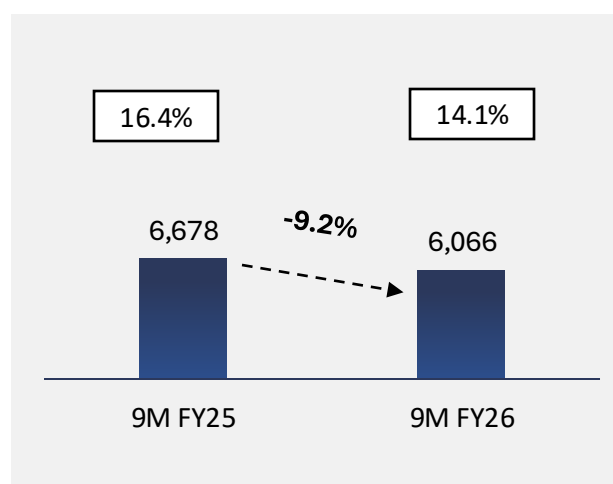
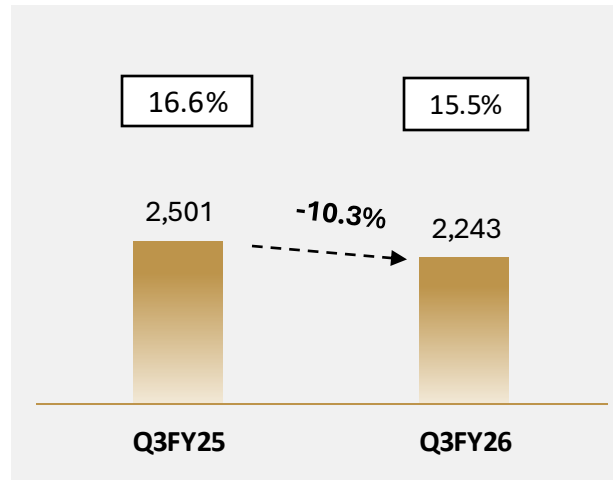
9MFY26

Standalone Basis

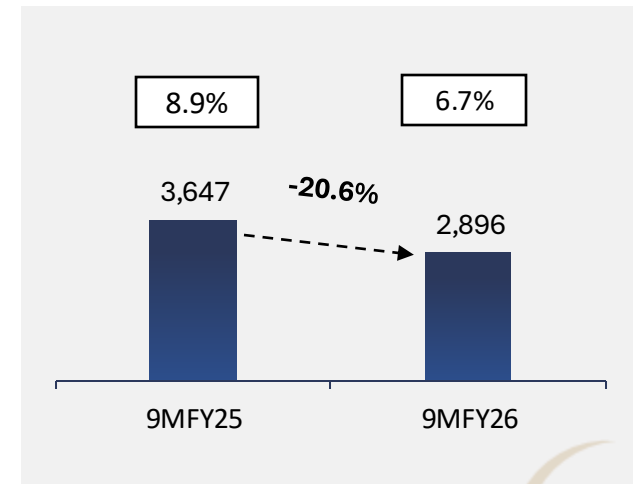
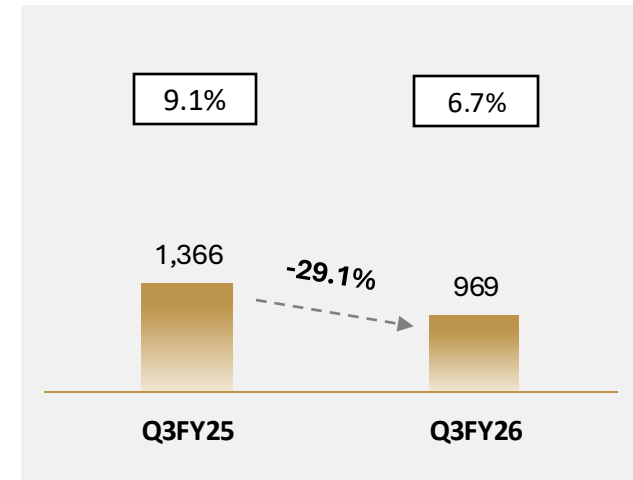
Revenue



EBITDA



PAT





Consolidated Highlights – Q3 FY26 & 9MFY26



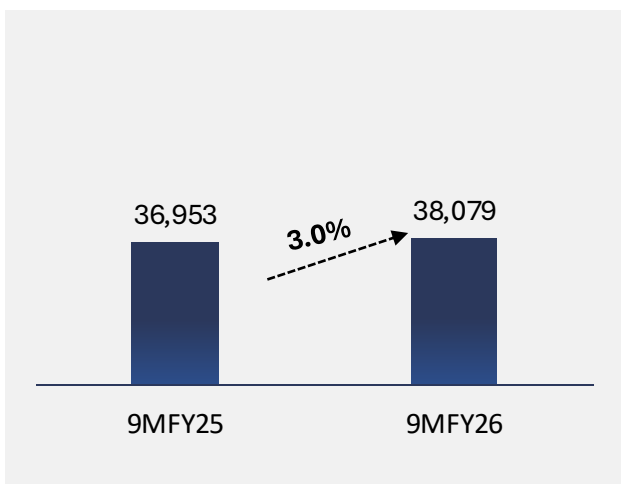
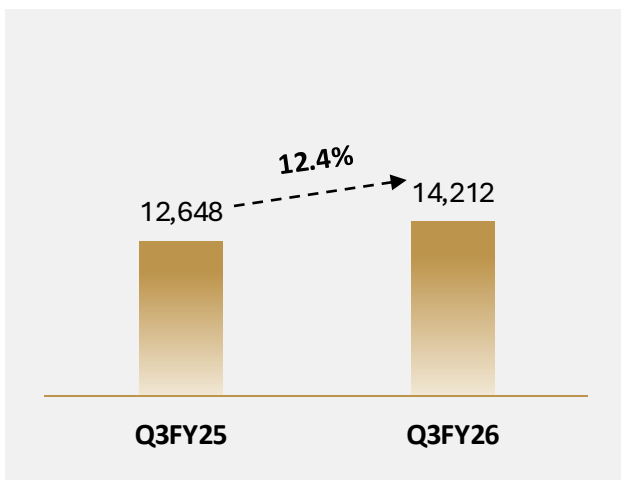
All figures in INR Million

Q3FY26

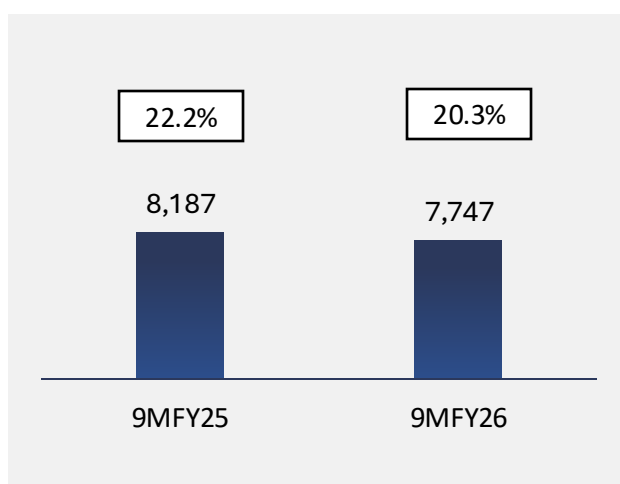
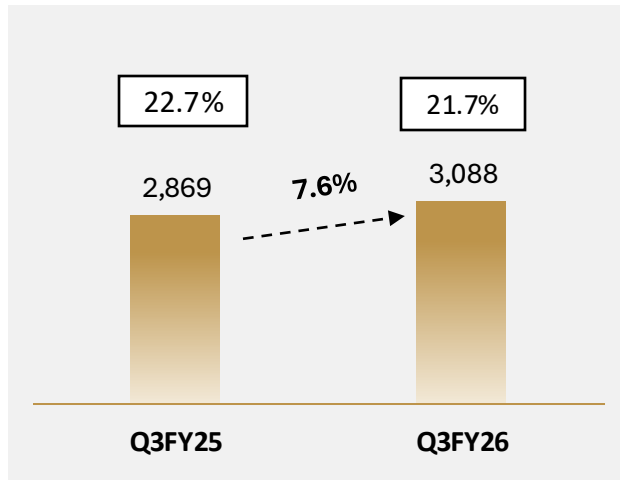
9MFY26

Consolidated Basis

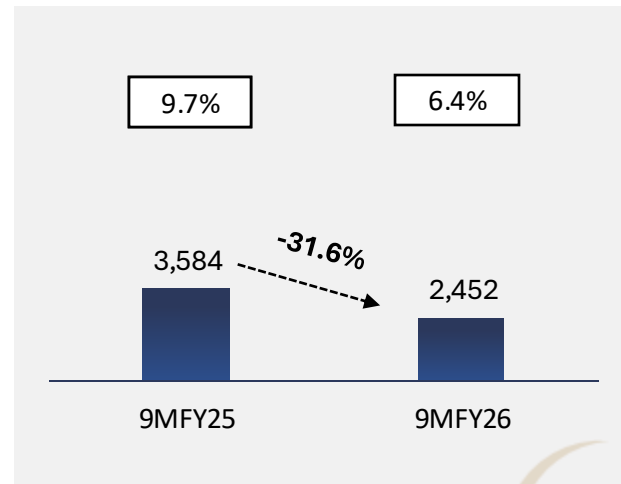
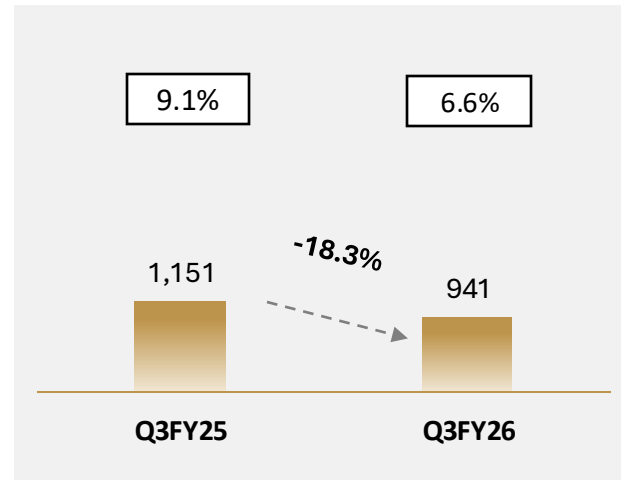
Revenue



EBITDA



PAT





Q3 FY26 Profit & Loss Statement



Particulars (Rs. Mn)	Standalone			Consolidated		
	Q3 FY26	Q3 FY25	YoY	Q3 FY26	Q3 FY25	YoY
Revenue From Operations	14,497.67	15,085.38	-3.9%	14,211.60	12,648.41	12.4%
Cost of Materials Consumed	5,776.91	5,840.05		5,215.51	4,599.56	
Contract & Site Cost	5,447.37	5,691.58		4,850.20	4,094.51	
Employee Cost	845.52	873.71		840.76	858.06	
Other expenses	184.58	179.48		217.30	227.24	
Total Operating Expenses	12,254.38	12,584.82		11,123.77	9779.37	
EBITDA	2,243.29	2,500.56	-10.3%	3,087.83	2,869.04	7.6%
EBITDA Margin %	15.5%	16.6%		21.7%	22.7%	
Finance Cost	510.47	298.48		1,291.77	748.67	
Depreciation	347.97	362.46		440.57	362.46	
Other income	30.49	23.89		36.76	32.40	
Share of Profits of Associates	-	-		-2.18	9.36	
PBT	1,415.34	1,863.51	-24.0%	1,390.07	1,799.67	-22.8%
PBT Margin %	9.8%	12.4%		9.8%	14.2%	
Tax expenses (Credit)	446.72	497.87		449.24	648.51	
PAT	968.62	1,365.64	-29.1%	940.83	1,151.16	-18.3%
PAT Margin %	6.7%	9.1%		6.6%	9.1%	
Other Comprehensive Income	-2.84	8.37		-2.84	8.37	
Total Comprehensive Income	965.78	1,374.01		937.99	1,159.53	

Particulars (Rs. Mn)	Standalone			Consolidated		
	9M FY26	9M FY25	YoY	9M FY26	9M FY25	YoY
Revenue From Operations	43,127.57	40,788.71	5.7%	38,078.65	36,952.88	3.0%
Cost of Materials Consumed	17,985.25	17,859.65		14,726.69	16,619.16	
Contract & Site Cost	15,724.73	13,390.86		12,182.54	9,189.26	
Employee Cost	2,637.89	2,413.46		2,600.57	2,403.03	
Other expenses	714.09	446.73		822.29	554.01	
Total Operating Expenses	37,061.96	34,110.70		30,332.09	28,765.46	
EBITDA	6,065.61	6,678.01	-9.2%	7,746.56	8,187.42	-5.4%
EBITDA Margin %	14.1%	16.4%		20.3%	22.2%	
Finance Cost	1,280.05	744.91		3,318.09	1,940.41	
Depreciation	1,017.50	1,069.14		1,197.26	1,069.14	
Other income	218.93	88.06		194.96	106.93	
Share of Profits of Associates	-	-		-8.57	14.74	
PBT	3,986.99	4,952.02	-19.5%	3,417.60	5,299.54	-35.5%
PBT Margin %	9.2%	12.1%		9.0%	14.3%	
Tax expenses (Credit)	1,090.62	1,304.58		965.77	1,715.61	
PAT	2,896.37	3,647.44	-20.6%	2,451.83	3,583.93	-31.6%
PAT Margin %	6.7%	8.9%		6.4%	9.7%	
Other Comprehensive Income	-8.61	23.09		-8.61	23.09	
Total Comprehensive Income	2,887.76	3,670.53		2,443.22	3,607.02	

COMPANY CONTACT



Rajeev Mishra (CFO)
rajeev.mishra@hginfra.com



III Floor, Sheel Mohar Plaza, A-1, Tilak Marg, C-Scheme,
Jaipur - 302001

INVESTOR RELATION CONTACT / Go India Advisors



Saloni Ajmera
saloni@goindiaadvisors.com



+91 9930577801



Selina Sheikh
selina@goindiaadvisors.com



+91 84338 18768



Thank you