



SH/XII/2024

07<sup>th</sup> May, 2024

Corporate Relationship Department  
**BSE Limited**  
1<sup>st</sup> Floor, Phiroze Jeejeebhoy Towers  
Dalal Street, Fort,  
Mumbai-400 001  
**Scrip Code: 500040**

Listing Department  
**National Stock Exchange of India Limited**  
Exchange Plaza, 5<sup>th</sup> floor,  
Bandra-Kurla Complex  
Bandra (East), Mumbai-400 051.  
**Scrip Code: CENTURYTEX**

Dear Sir/ Madam,

**Sub: Earnings Presentation of Century Textiles and Industries Limited ('the Company')**

**Ref: Regulation 30 of Securities and Exchange Board of India (Listing Obligations & Disclosure Requirements) Regulations, 2015 ('Listing Regulations')**

Please refer our earlier letter dated 02<sup>nd</sup> May, 2024, regarding earnings call to be held on Tuesday, 07<sup>th</sup> May, 2024 to discuss Q4-FY24 earnings. In this connection, please find enclosed herewith the Earnings Presentation for Q4-FY24.

This is for your information and record.

Thanking you,

Yours truly  
For **CENTURY TEXTILES AND INDUSTRIES LIMITED**

**ATUL K. KEDIA**  
**Sr. Vice President (Legal) & Company Secretary**  
Encl: as above



Century Textiles and Industries Limited

Regd. Office: Century Bhavan, Dr. Annie Besant Road, Worli, Mumbai 400 030, India.

T: +91 22 2495 7000 | F: +91 22 2430 9491 / 2436 1980

E: [ctil.ho@adityabirla.com](mailto:ctil.ho@adityabirla.com) | W: [www.centurytextind.com](http://www.centurytextind.com)

Corporate ID No.: L17120MH1897PLC000163




# Century Textiles and Industries Limited

Earnings Presentation  
Q4-FY24 / FY24



# Q4 FY24: KEY OPERATIONAL HIGHLIGHTS



- ▶ Excellent overall business performance with Turnover increasing over 50% on YoY and QoQ basis for continuing businesses. EBITDA increased 81% YoY and 26% QoQ.
- ▶ 'Silas' the signature tower at Birla Niyaara became one of the fastest selling Uber luxury projects in Mumbai by clocking about Rs. 2400 crores worth of bookings at launch.
- ▶ Revenue recognition and handovers initiated for Birla Vanya - Kalyan and Birla Navya - Gurugram.

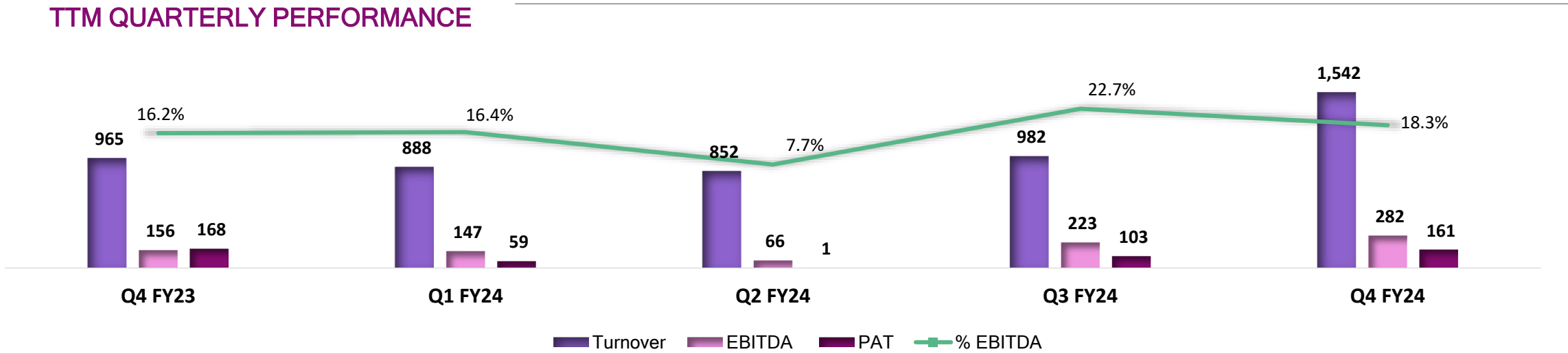
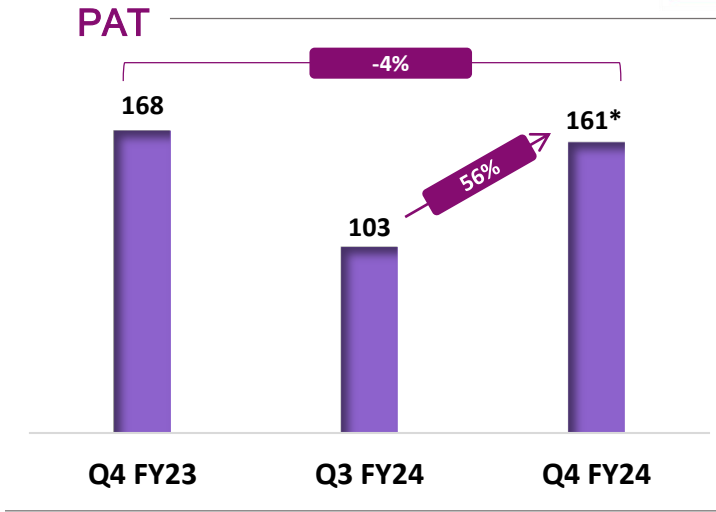
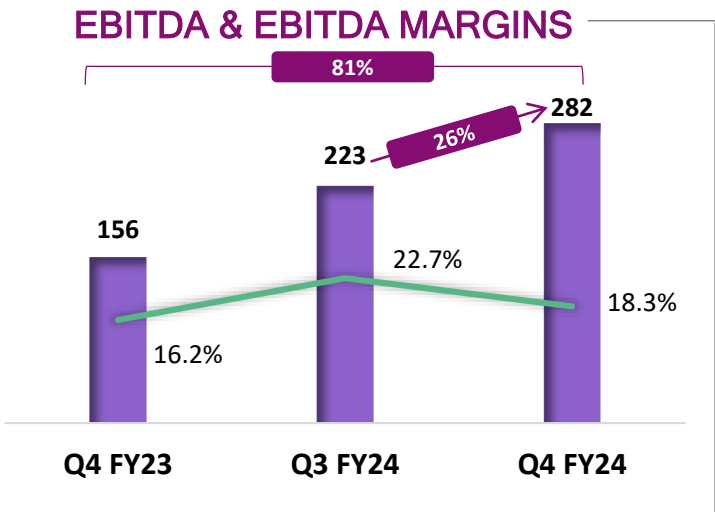
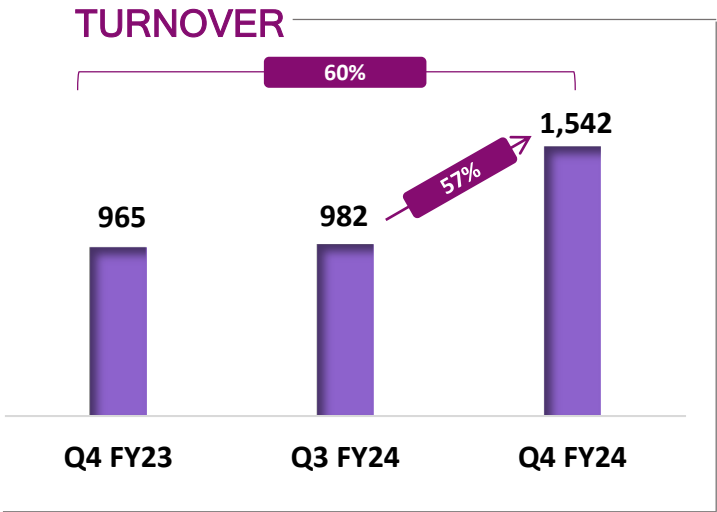


Thanks to stellar performances from both the Real Estate and Pulp & Paper divisions, the company has successfully reversed its fortunes and is now charting a course toward rapid growth

# QUARTERLY CONSOLIDATED PERFORMANCE AT A GLANCE



For Continuing Operations



\* PAT does not include Net Losses from discontinued operations of Rs. 140 Crs. in Q4 FY24

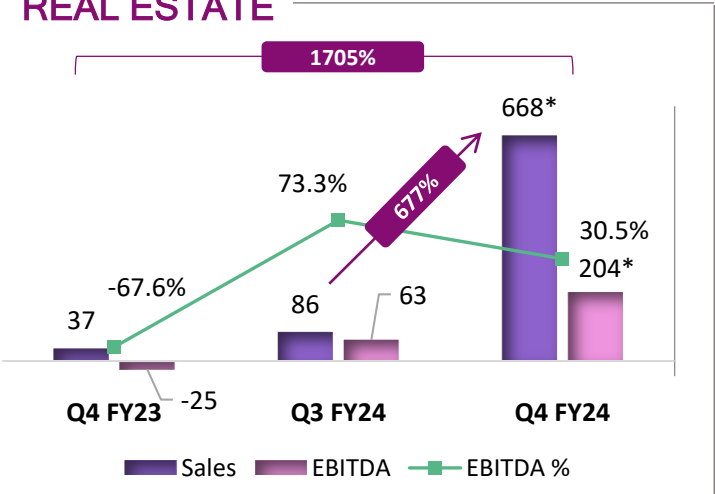
Total Debt Outstanding is ~Rs. 2,482 Cr. as on 31<sup>st</sup> March 2024

# QUARTERLY SEGMENT-WISE CONSOLIDATED PERFORMANCE

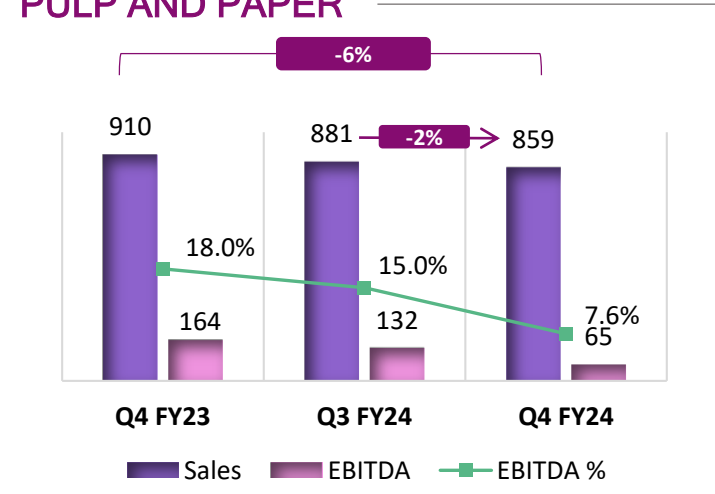


For Continuing Operations

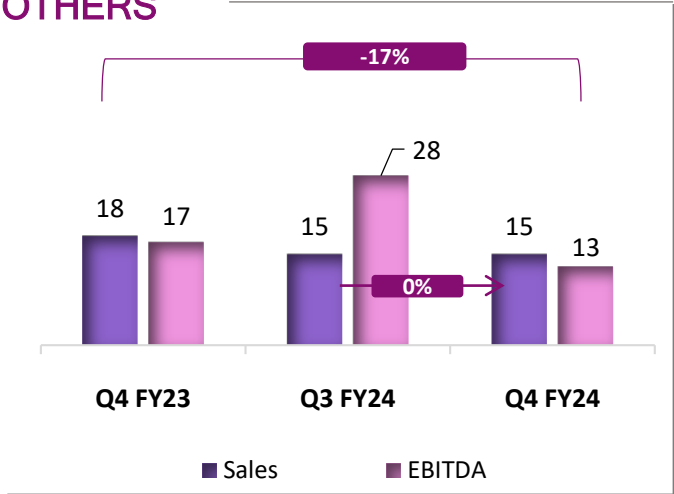
## REAL ESTATE



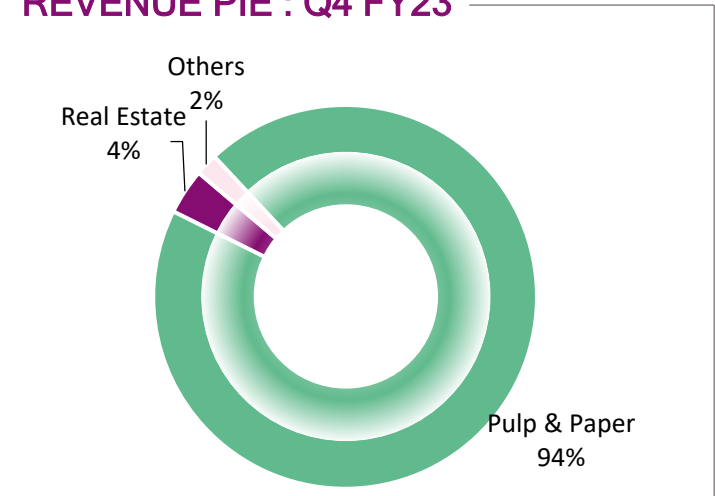
## PULP AND PAPER



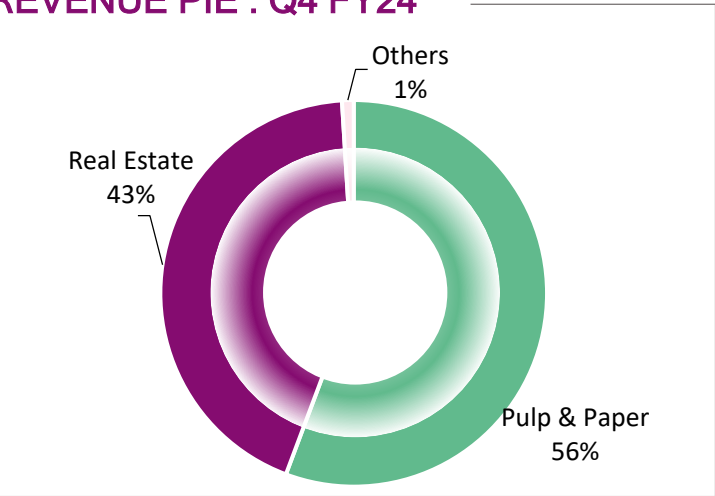
## OTHERS



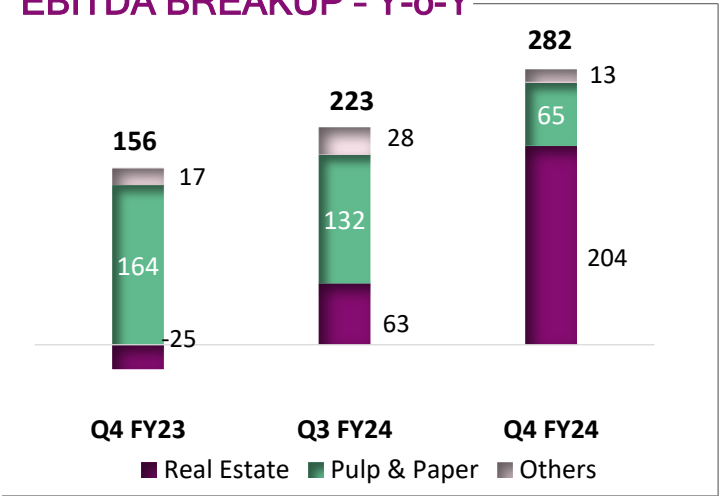
## REVENUE PIE : Q4 FY23



## REVENUE PIE : Q4 FY24



## EBITDA BREAKUP - Y-o-Y



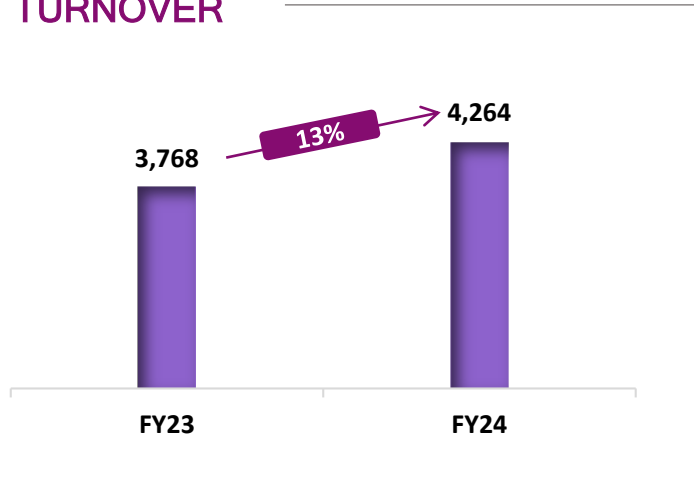
\* In Q4 FY24 Real Estate, Income from sale of TDR is included in EBITDA while not included in Sales

# FY24 CONSOLIDATED PERFORMANCE

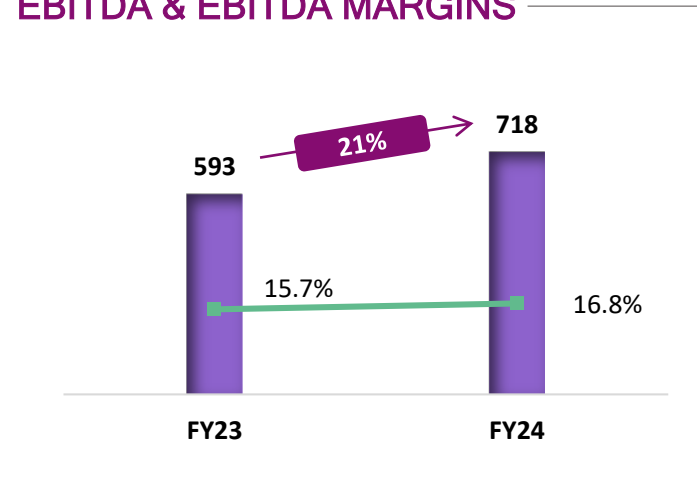
For Continuing Operations



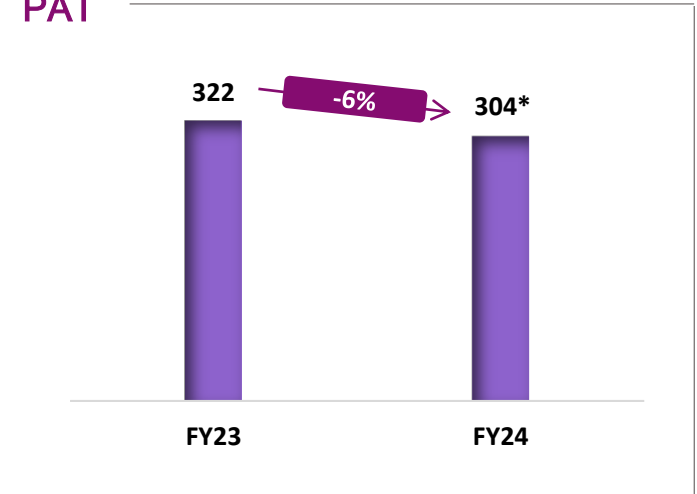
## TURNOVER



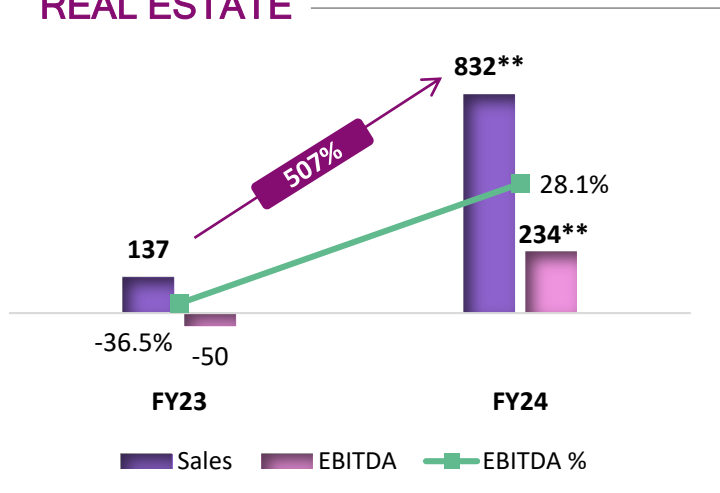
## EBITDA & EBITDA MARGINS



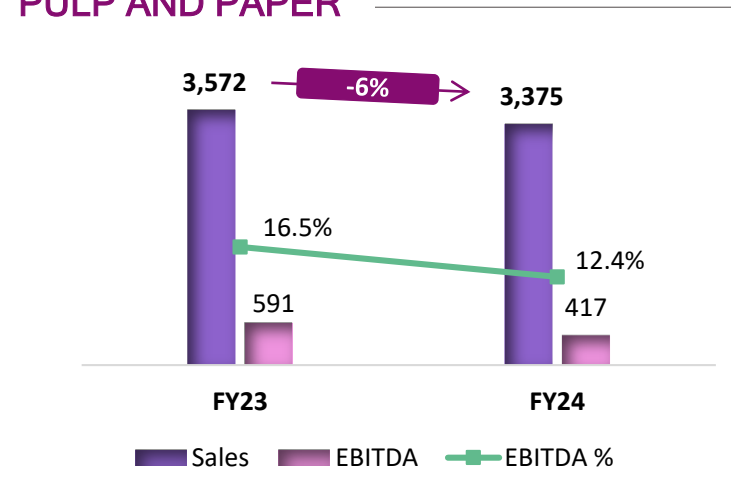
## PAT



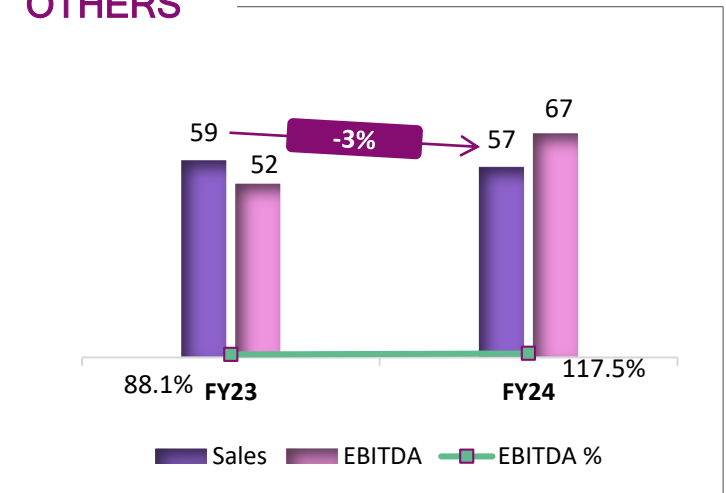
## REAL ESTATE



## PULP AND PAPER



## OTHERS



\* PAT does not include Net Losses from discontinued operations of Rs. 244 Crs. in FY24

\*\* In FY24 Real Estate, Income from sale of TDR is included in EBITDA while not included in Sales





# Real Estate

Over 93 lakh sq.  
ft. under  
construction  
across 6 projects





## MAJOR TAKEAWAYS

- Birla Tisya, Bengaluru received “Safety Shield Award” from National Safety Council, India. The only Real Estate developer to receive this prestigious award.
- Birla Tisya, Bengaluru honoured with “5 Golden Stars Award” by National Safety Council recognizing exceptional excellence and performance in Occupational Safety and Health (OSH) Management System.
- Birla Niyaara, Mumbai awarded the winner of prestigious 15th CIDC Vishwakarma Safety Award 2024 for the best HSE practices.
- ‘Silas’ the signature tower at Birla Niyaara became one of the fastest selling Uber luxury projects in Mumbai by selling 68 units worth about Rs. 2400 crores at the time of launch.
- In Q4 FY 24, initiated the handover of our two projects: Birla Vanya in Kalyan and Birla Navya Phase I in Gurugram.



## MARKET OUTLOOK

- ▶ The residential real estate market is expected to reach new heights in the upcoming financial year, driven by a surging demand and a strong consumption.
- ▶ FY25 is poised to be a transformative period, fuelled by urbanization trends, a growing rental market and consistent property value appreciation.
- ▶ The Industry’s growing demand for premium and luxury housing positions us well for rapid growth and scaling.
- ▶ Our unwavering focus on customer centricity, operational excellence and sustainability will propel us forward in the coming years.



# GEOGRAPHICAL PRESENCE

1

- Birla Vanya, Kalyan
- Birla Niyaara, Worli
- Walkeshwar, South Mumbai
- Birla Centurion, Worli (C)
- Birla Aurora, Worli (C)
- Thane, MMR

2

- Wellesley Road, Central Pune

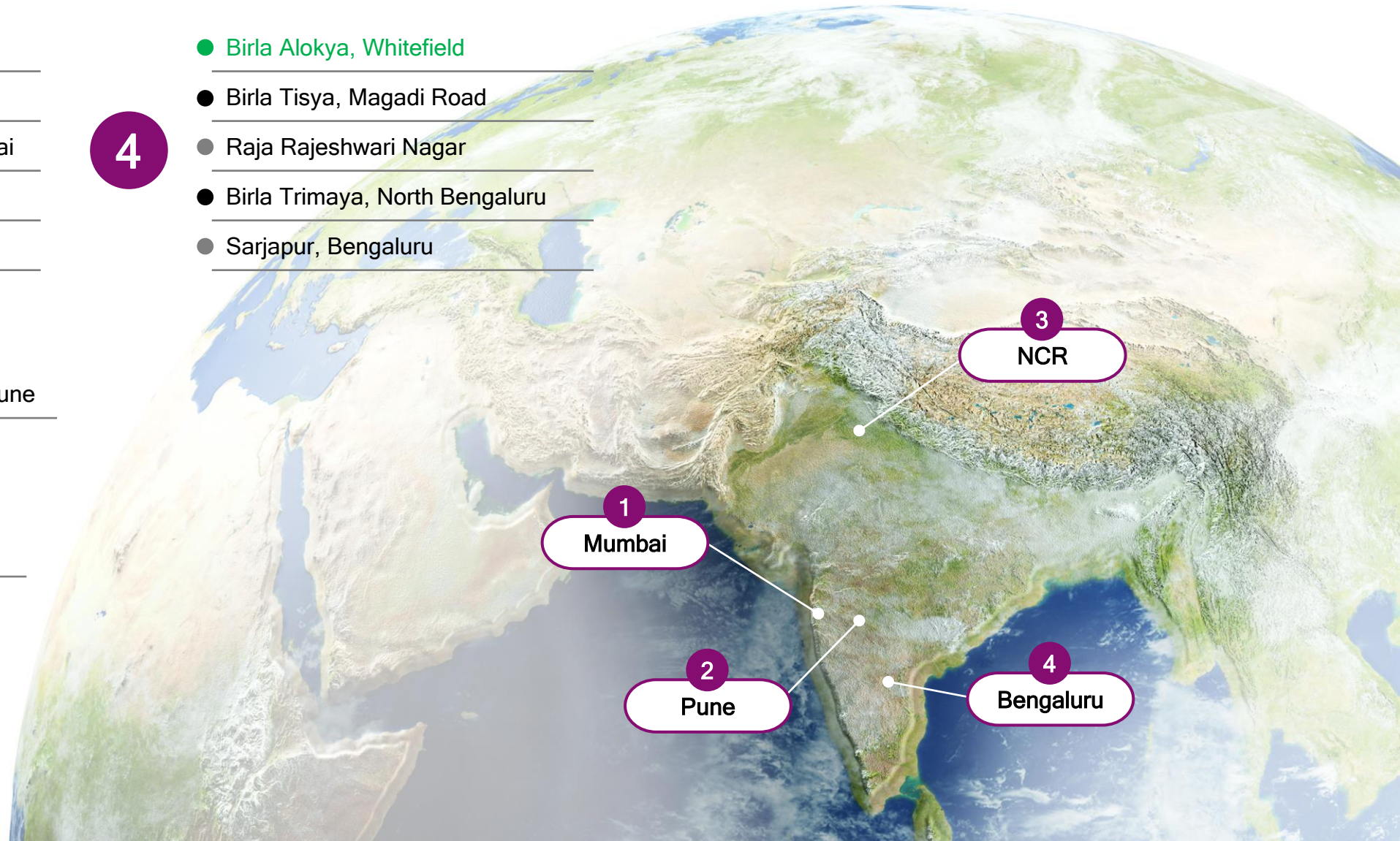
3

- Birla Navya, Golf Course Extension Road
- Mathura Road, Delhi

4

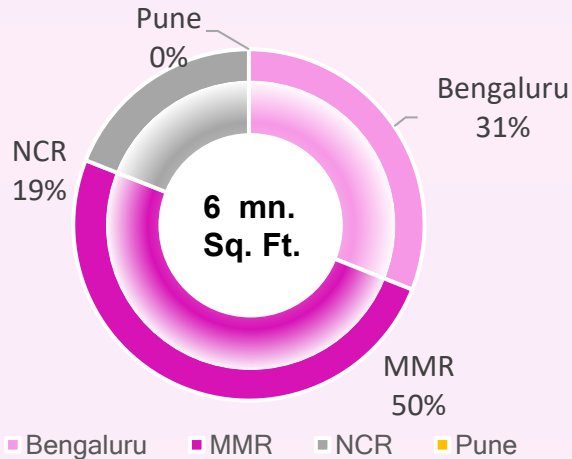
- Birla Alokya, Whitefield
- Birla Tisya, Magadi Road
- Raja Rajeshwari Nagar
- Birla Trimaya, North Bengaluru
- Sarjapur, Bengaluru

- Launched
  - Upcoming
- (C) - Commercial
- Completed/ Handover initiated

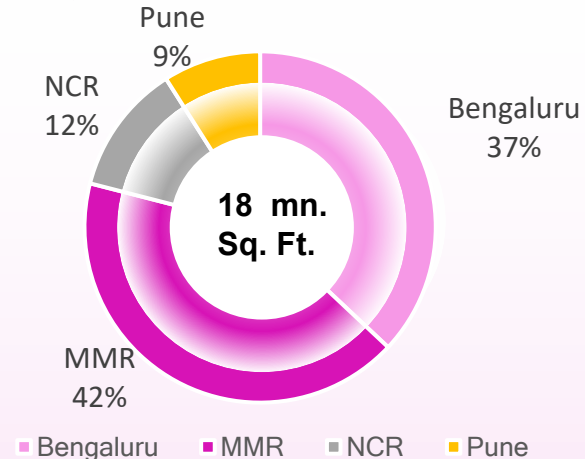


Saleable Area

Ongoing/Launched Projects

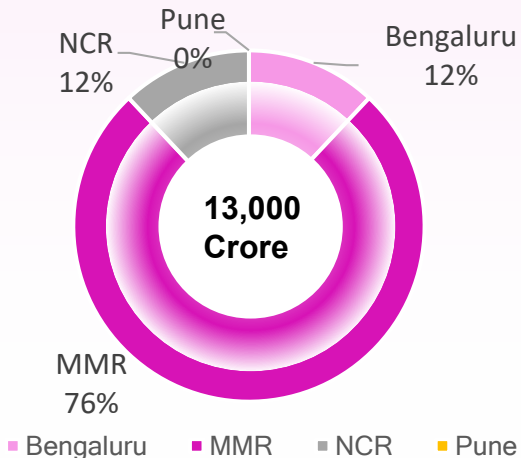


Forthcoming Projects

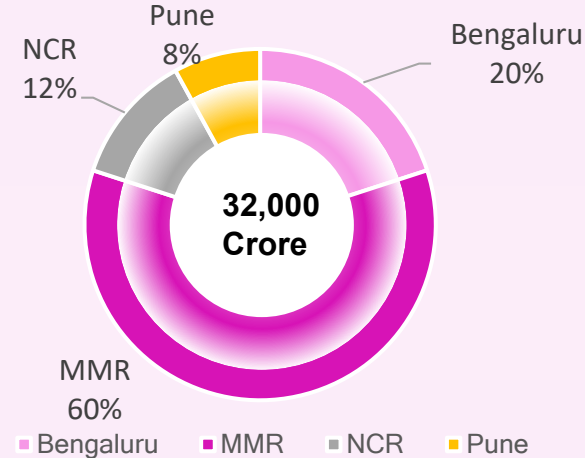


Gross Development Value

Ongoing/Launched Projects



Forthcoming Projects



# OPERATIONAL HIGHLIGHTS - Q4 FY24



Booking Value  
INR 2,881 Crore



Collections  
INR 521 Crore



Area Sold  
0.58 mn. Sq. ft.



Net Total Income  
INR 299\* Crore



Net Leasing Income  
INR 30 Crore



EBITDA  
INR 204\* Crore



\* Includes INR 124 Cr from sale of TDR



# OPERATIONAL HIGHLIGHTS - FY24



Booking Value  
INR 3,985 Crore



Collections  
INR 1,323 Crore



Area Sold  
1.70 mn. Sq. ft.



Net Total Income  
INR 481\* Crore



Net Leasing Income  
INR 116 Crore



EBITDA  
INR 234\* Crore

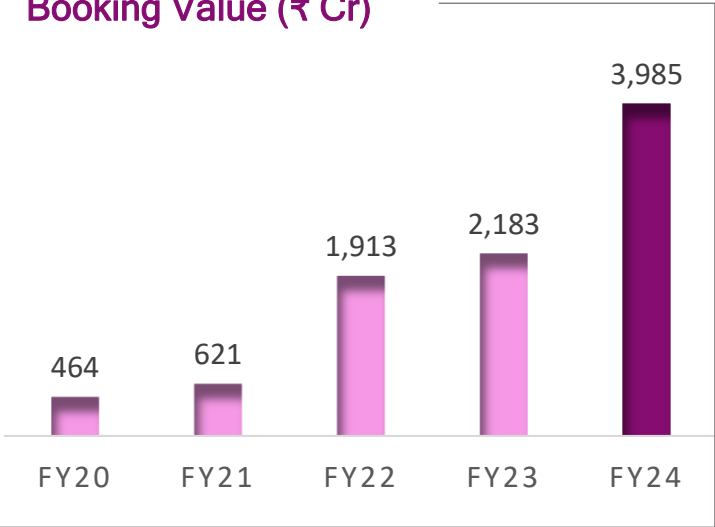


\* Includes INR 202 Cr from sale of TDR

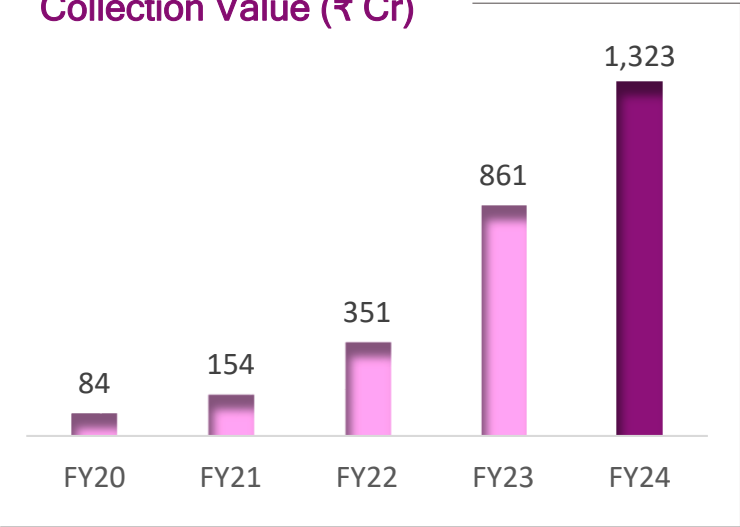
# KEY QUARTERLY PERFORMANCE INDICATORS



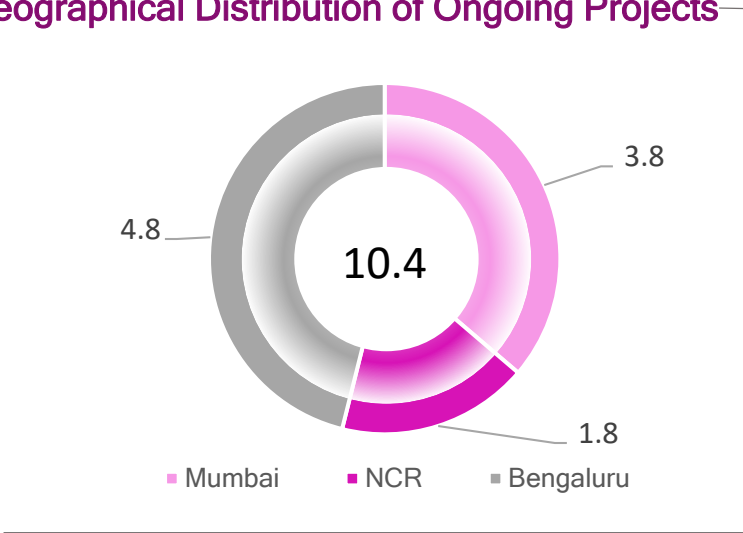
Booking Value (₹ Cr)



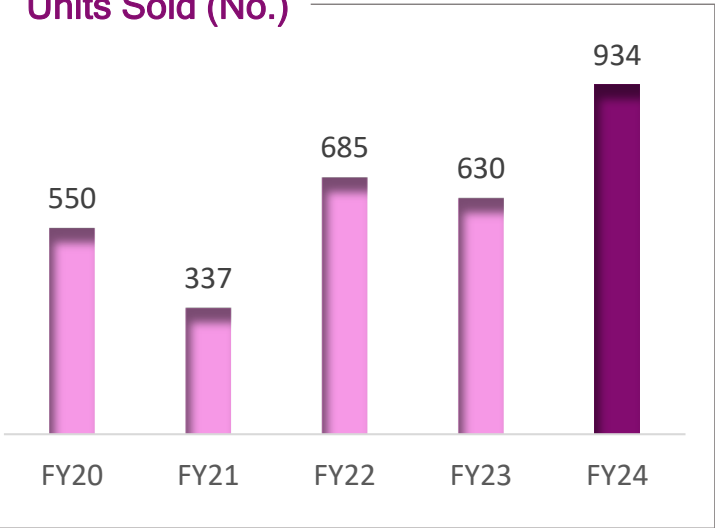
Collection Value (₹ Cr)



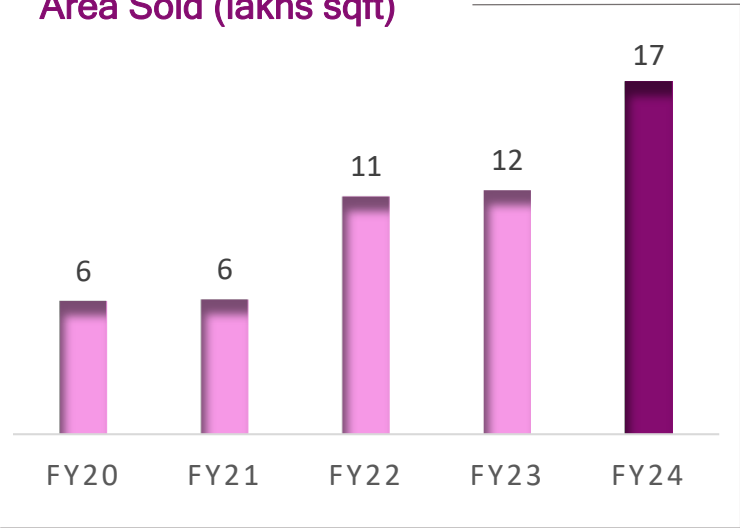
Geographical Distribution of Ongoing Projects



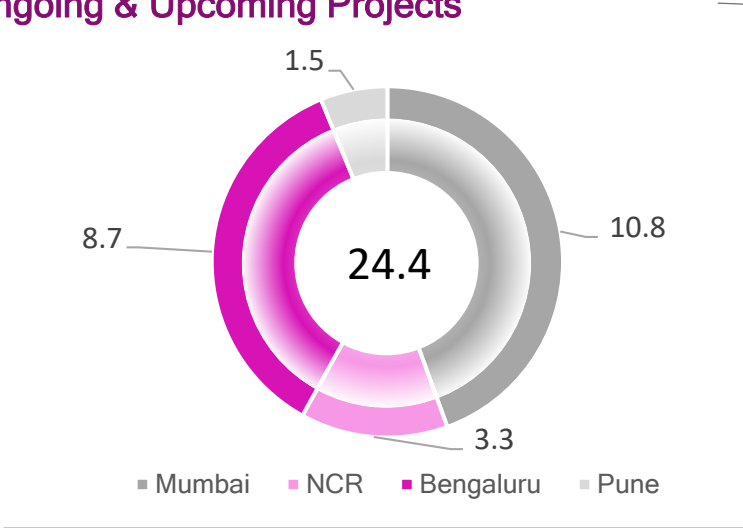
Units Sold (No.)



Area Sold (lakhs sqft)



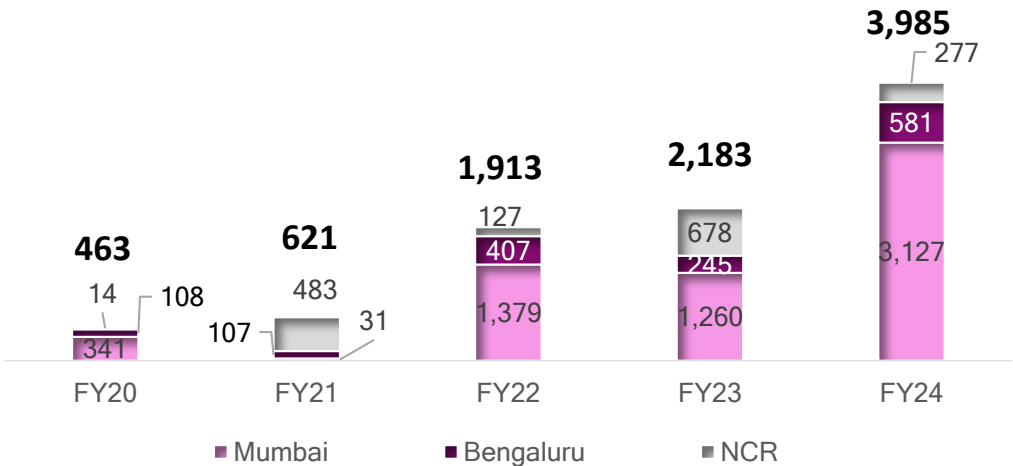
Ongoing & Upcoming Projects



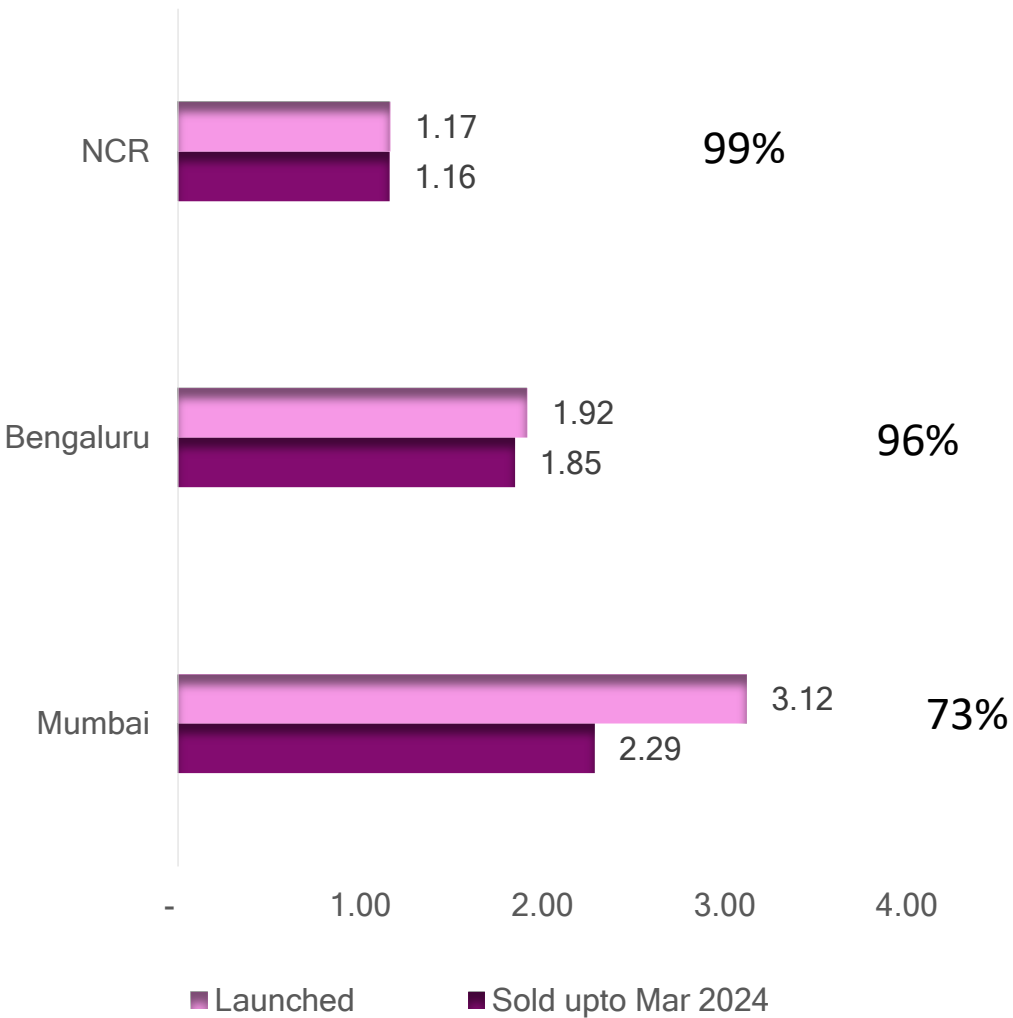
# SUMMARY (REGION-WISE INFORMATION)



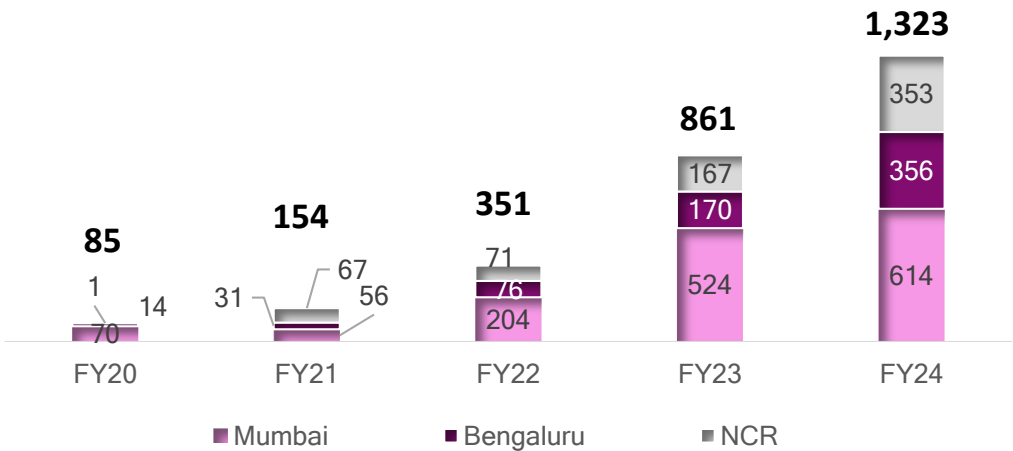
City-Wise Historical Pre-sales (in Crores)



Area (million Sq. Ft.)



City-Wise Historical Collections (in Crores)





# LAUNCHED RESIDENTIAL PROJECTS



**Birla Vanya,  
(Kalyan)**



Launch Period  
Q1 FY19-20



Land Area  
22 acres



Booking Value (PTD)  
₹ 839 Crores



Collection Value (PTD)  
₹ 513 Crores



Total Saleable Area  
13.3 lakhs sqft



Share  
100%



Saleable Area  
Launched (PTD)  
13.3 lakhs sqft



Saleable Area  
Sold (PTD)  
10.6 lakhs sqft (80%)



**Birla Alokya,  
(Whitefield,  
Bengaluru)**



Launch Period  
Q3 FY19-20



Land Area  
8 acres



Booking Value (PTD)  
₹ 386 Crores



Collection Value (PTD)  
₹ 275 Crores



Total Saleable Area  
5.5 lakhs sqft



Share  
100%



Saleable Area  
Launched (PTD)  
5.5 lakhs sqft



Saleable Area  
Sold (PTD)  
5.4 lakhs sqft (98%)



**Birla Navya,  
(Golf Course  
Extension,  
Gurugram)**



Launch Period  
Q3 FY 20-21



Land Area  
48 acres



Booking Value (PTD)  
₹ 1,580 Crores



Collection Value (PTD)  
₹ 660 Crores



Total Saleable Area  
18.5 lakhs sqft  
(Ph 1+2+3-11.66)



Share  
50%



Saleable Area  
Launched (PTD)  
11.7 lakhs sqft



Saleable Area  
Sold (PTD)  
11.6 lakhs sqft (99%)

\*All PTD numbers are as on Mar-24

# LAUNCHED RESIDENTIAL PROJECTS



## Birla Niyaara, (Worli, Mumbai)



**Launch Period**  
Q4 FY21-22 (Phase 1)  
Q4 FY23-24 (Phase 2)



**Land Area**  
14 acres



**Booking Value (PTD)**  
₹ 5,300 Crores



**Collection Value (PTD)**  
₹ 954 Crores



**Total Saleable Area**  
24.8 lakhs sqft  
(Residential)



**Share**  
100%



**Saleable Area  
Launched (PTD)**  
18.0 lakhs sqft



**Saleable Area  
Sold (PTD)**  
12.3 lakhs sqft (68%)



## Birla Tisya, (Rajajinagar, Bengaluru)



**Launch Period**  
Q3 FY21-22



**Land Area**  
5 acres



**Booking Value (PTD)**  
₹ 575 Crores



**Collection Value (PTD)**  
₹ 284 Crores



**Total Saleable Area**  
6.5 lakhs sqft



**Share**  
40%



**Saleable Area  
Launched (PTD)**  
6.5 lakhs sqft



**Saleable Area  
Sold (PTD)**  
6.0 lakhs sqft (91%)



## Birla Trimaya, (Devanahalli, Bengaluru)



**Launch Period**  
Q2 FY23-24



**Land Area**  
52 acres



**Booking Value (PTD)**  
₹ 486 Crores



**Collection Value (PTD)**  
₹ 88 Crores



**Total Saleable Area**  
36.2 lakhs sqft



**Share**  
47%



**Saleable Area  
Launched (PTD)**  
7.2 lakhs sqft



**Saleable Area  
Sold (PTD)**  
7.2 lakhs sqft (100%)

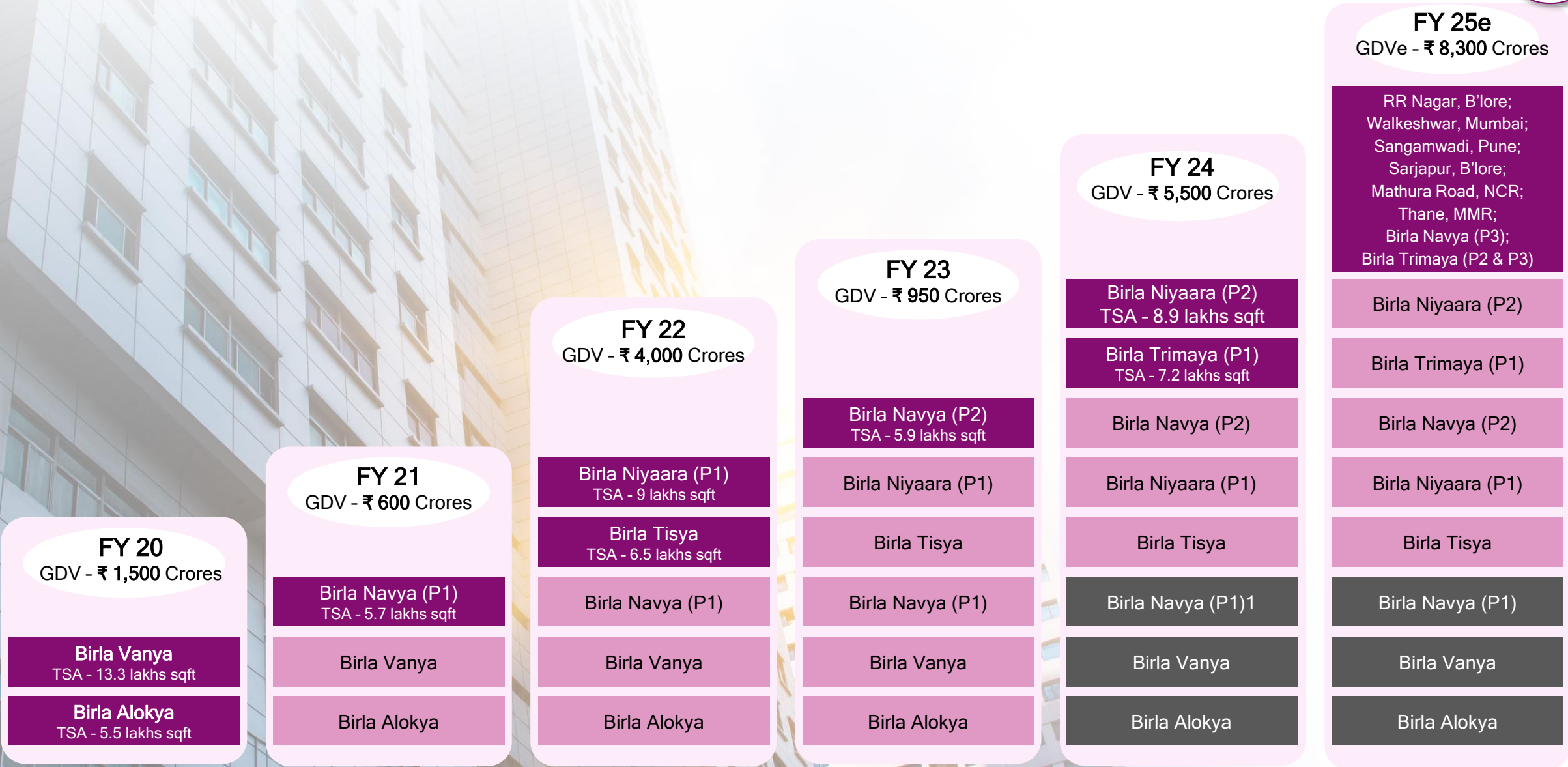
\*All PTD numbers are as on Mar-24

# PROJECT LAUNCHES

● Launched/To be Launched    ● Ongoing    ● Delivery



The GDV below reflect the GDV of launched/to be launched projects







ENVIRONMENT



**IGBC Certification:** First draft for Indian Green Building Council (IGBC) for Birla Aurora and Centurion submitted in February 2024. IGBC Certification for operations of Birla Aurora and Centurion to be attained in Q1 of FY 24-25.

**Climate Risk Assessment Study for BEPL initiated:**  
This Study is conducted to assess the physical and transitional risks due to climate change. The Scope of Study involved 2 commercial projects and 5 residential projects.

**Life Cycle Assessment study** being conducted for **Birla Niyaara Tower – B** to assess the embodied **carbon emissions generated** during the design, construction, operational and the End of Life stage.



SOCIAL



- ▶ An informative online session was conducted, focusing on the topic of gardening in limited spaces.
- ▶ During the masterclass, more than 80 people actively participated, eager to learn about techniques and tips for cultivating plants in constrained environments.



Governance

Robust compliances of all statutory regulations

The Century logo is a white circle containing the word "Century" in a green serif font. It is positioned in the top right corner of the image.

Century

# Pulp & Paper

Turning a New  
Leaf







## MAJOR TAKEAWAYS

- ▶ In Q4 FY24, overall production volumes increased by 6% YoY, however, were 4% lower than previous quarter. Sales volumes increased by 13%YoY. However, consistently reducing NSR impacted Sales Turnover and EBITDA.
- ▶ Board and Tissue sales were better than Q4 FY23 as compared to Paper and CGP sales.
- ▶ Supply chain disruptions in the Red Sea and Suez canal have contributed to increase in prices of key raw materials. Increasing price of Imported Pulp and challenges in wood availability have also impacted cost of production.
- ▶ Export demand was good in Tissue segment with upward price corrections. Domestic realizations were significantly higher than exports in tissue segments.
- ▶ Various cost reduction initiatives envisaged in Pulp and Recovery, Power Block and machine replacements in PM3 which would help improve machine productivity and reduce overall costs.
- ▶ As a part of sustainability initiatives, 80 nurseries have been developed in 11 districts to provide seedlings and clones to farmers and a total of 52,97,217 plantations completed in FY24.



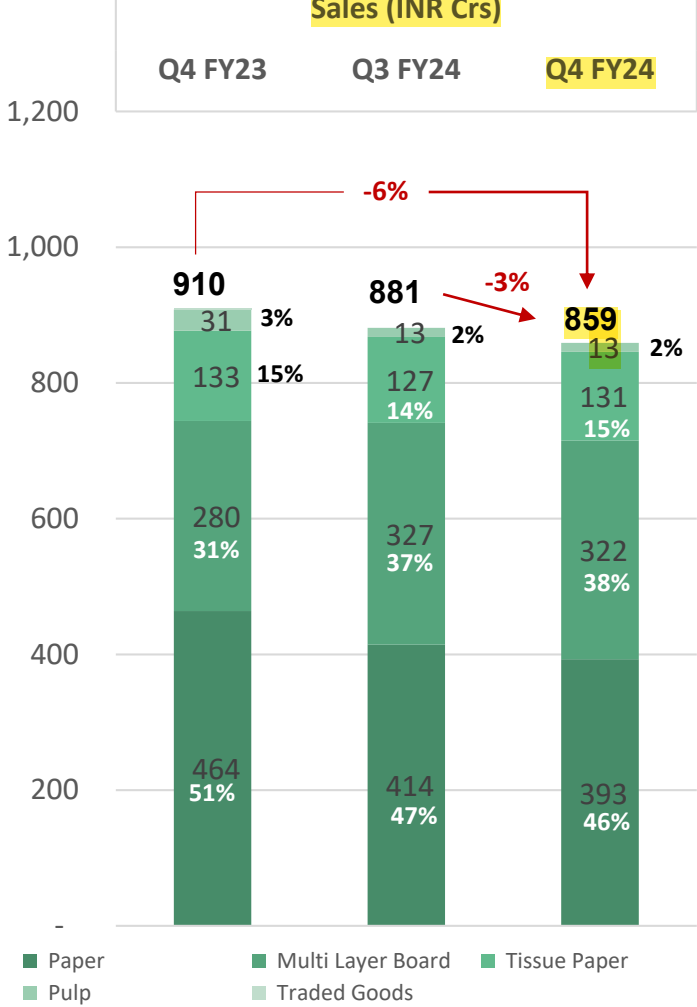
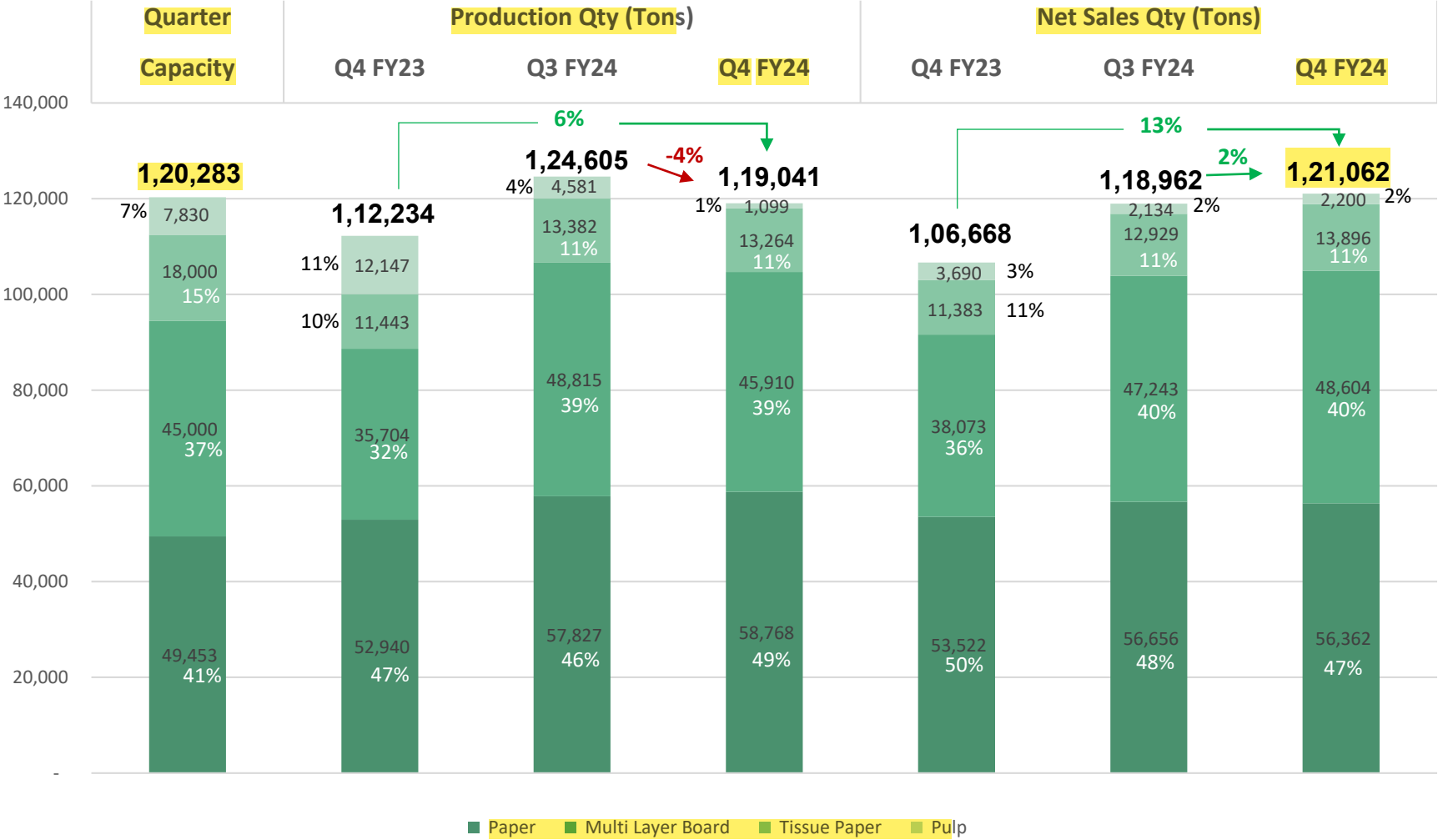
## MARKET OUTLOOK

- ▶ Writing & Printing and Copier paper demand is expected to improve post elections with government tenders opening in Q1 FY25. Seasonal factors are expected to moderately revive demand with an increase in exports offering improved realizations and greater price stability.
- ▶ Tissue demand to remain stable in FY25. Domestic realizations continue to be higher than in export markets. Hence, our focus is to prioritize growth in the domestic market.
- ▶ Board demand is likely to improve in Q1 FY25 with Pharma segment gearing up for summer medicines with added price increase announced by International Paper Mills.
- ▶ Export demand from Europe, USA and UK markets is consistent and is expected to improve in FY25. However, Oversupply in market is likely to continue in FY25 as the market growth is lower than the capacity being added by domestic as well as international mills.

Focus on marketing, branding and cost-reduction initiatives will lead to improved overall performance

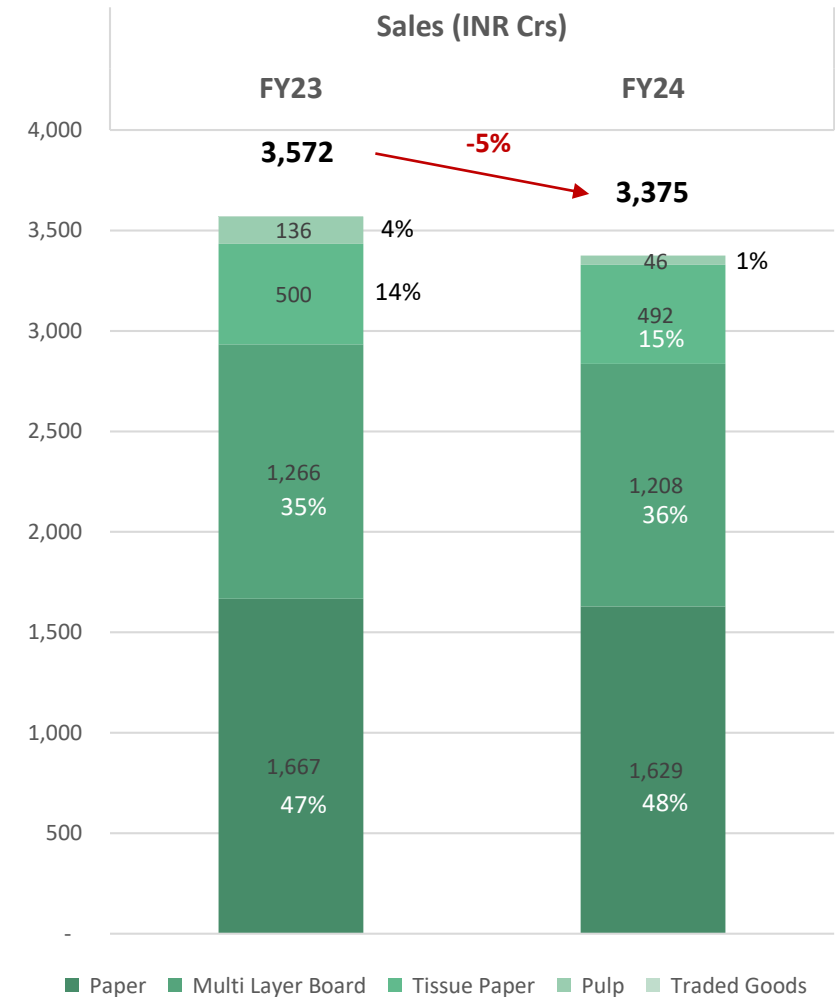
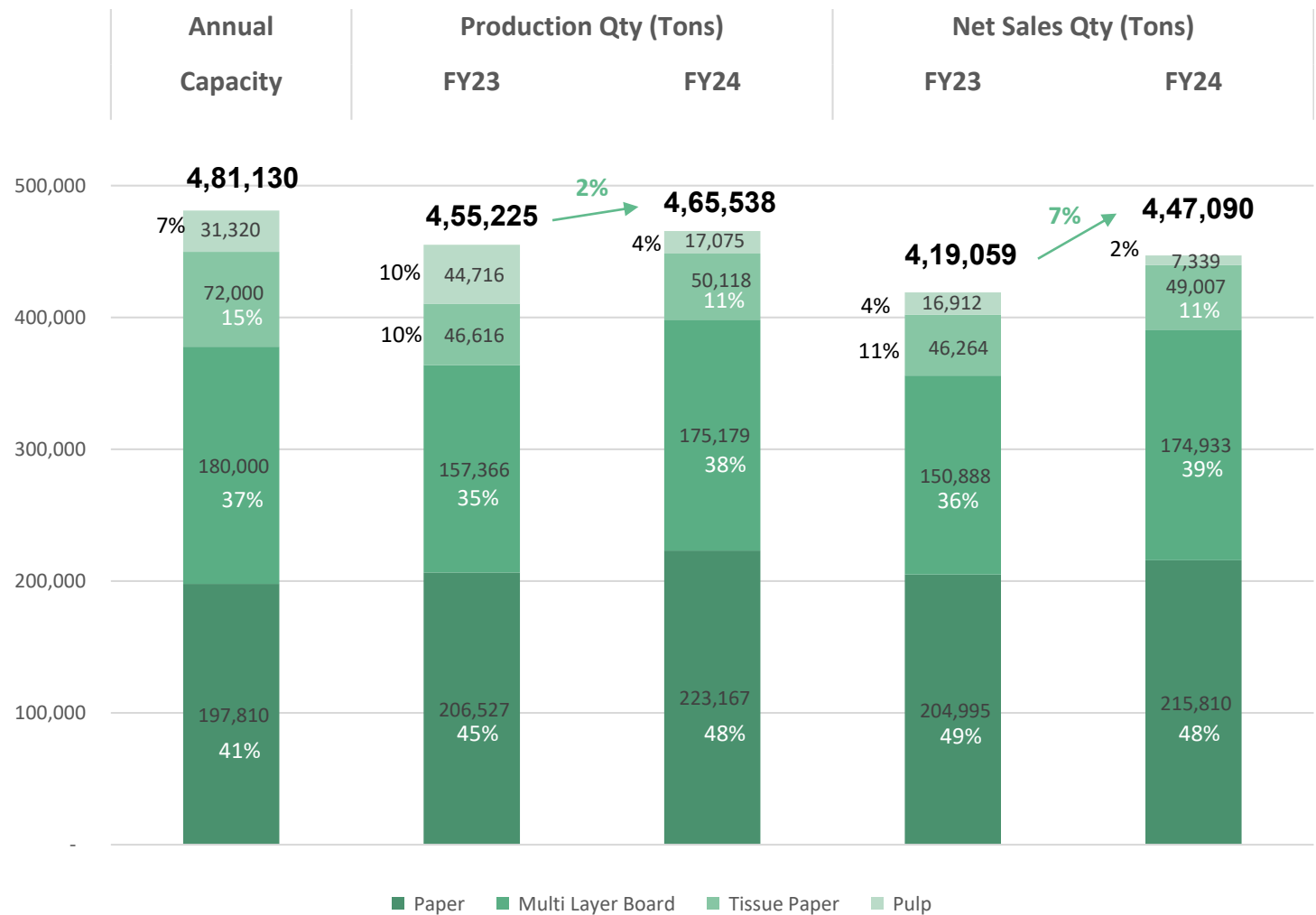


# Q4 FY24: PRODUCTION & SALES



The Capacity Utilisation for Q4 FY24 was 99% as compared to 93% in Q4 FY23

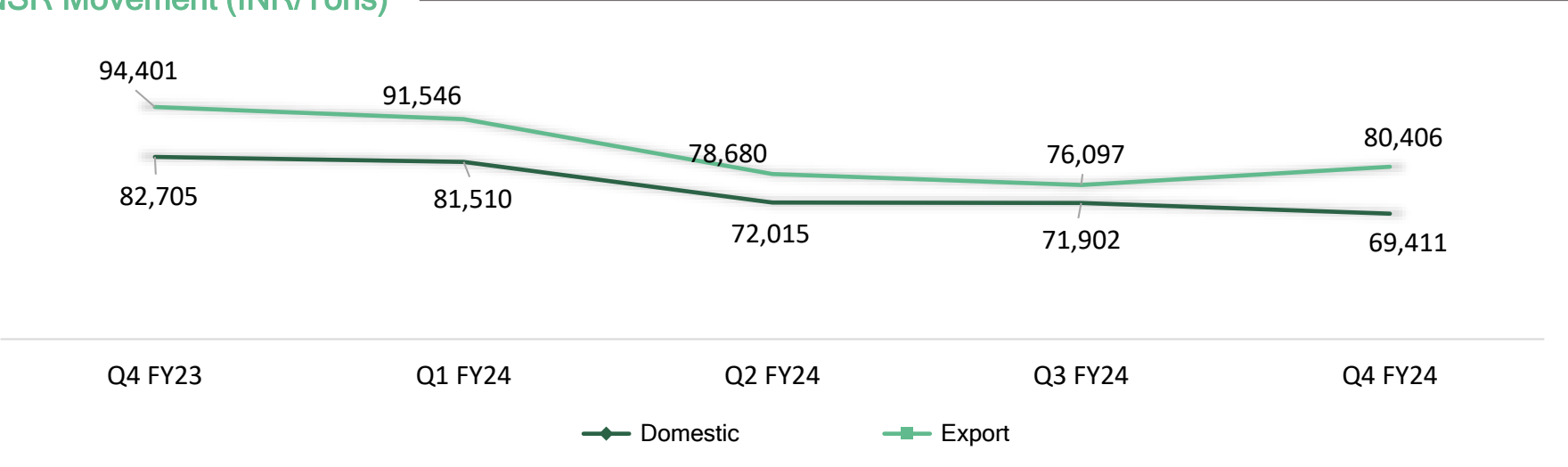
# FY24: PRODUCTION & SALES



The Capacity Utilisation for FY24 was 97% as compared to 95% in FY23

# NET SALES REALIZATION (NSR) MOVEMENT

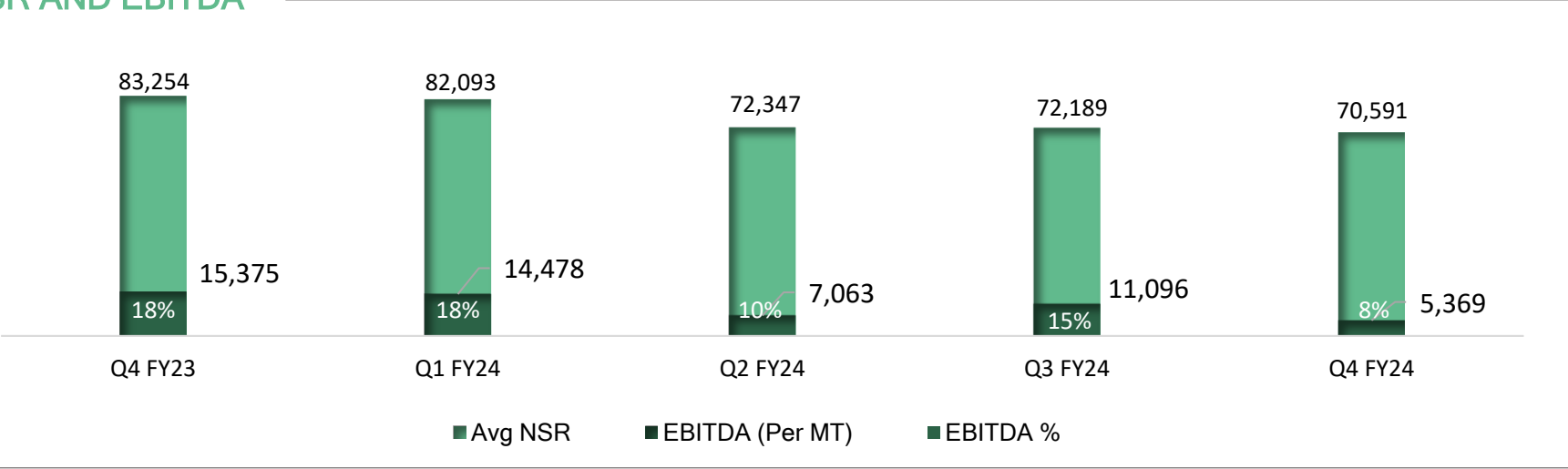
NSR Movement (INR/Tons)



YoY	QoQ
-16%	-3%

YoY	QoQ
-15%	-6%

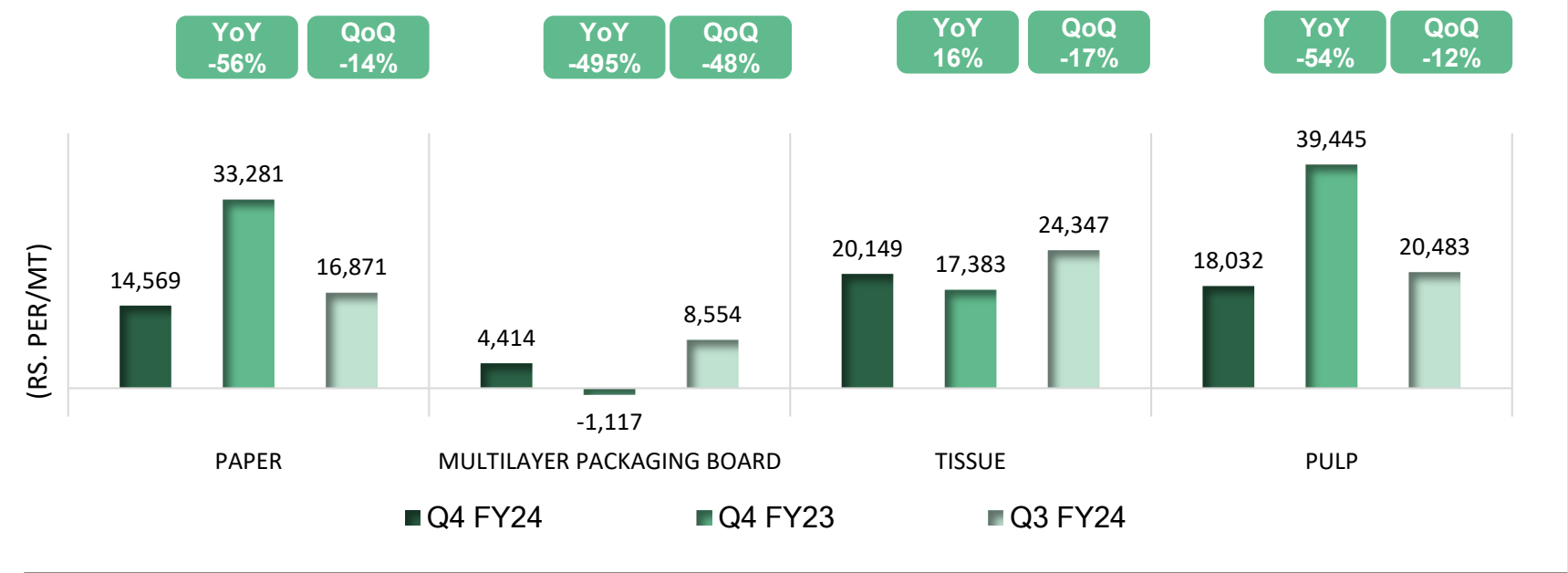
NSR AND EBITDA



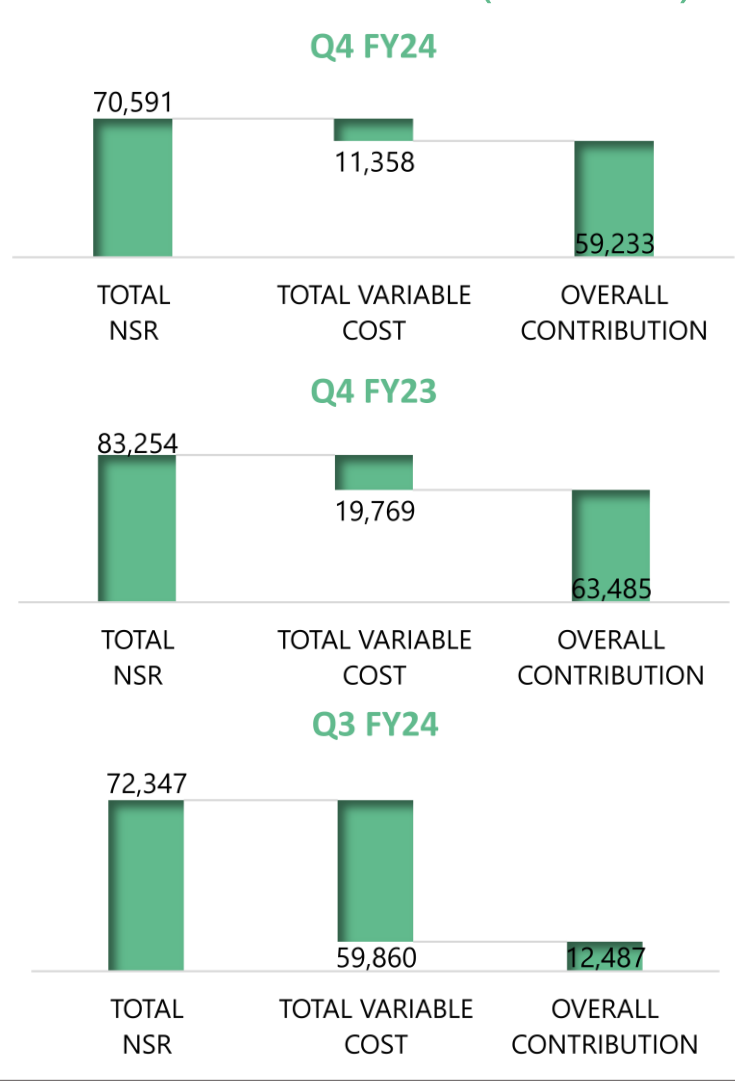
YoY	QoQ
-15%	-2%



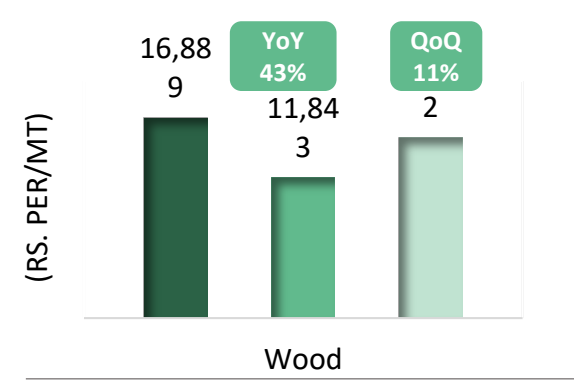
SEGMENTAL CONTRIBUTION



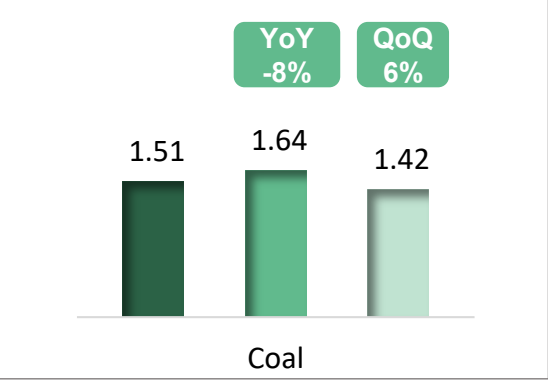
OVERALL CONTRIBUTION (Rs. Per/MT)



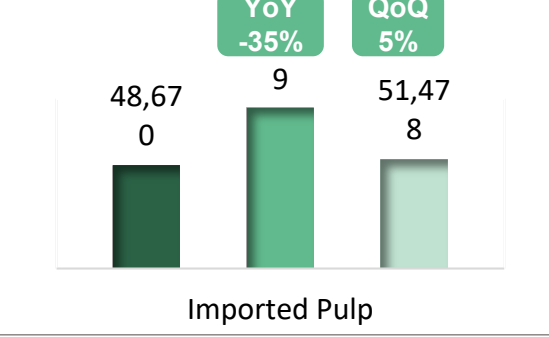
INPUT PRICE - WOOD



INPUT PRICE - COAL



INPUT PRICE - IMPORTED PULP







ENVIRONMENT



- Our dedicated team is working to increase plantation through farmers in our wood catchment area by distributing eucalyptus & poplar clones and seedlings. Total 52.97 lacs plantation have been done during FY24.



SOCIAL



- ▶ Medical camp was organized on dated 25th February 2024. Expert Doctors team inclusive of Physicians, Eye Specialist, Orthopedic, Skin Diseases, Heart Specialist, Gynecologist, Child Specialist, Neurologist & Pathologist. Medicines were also provided free of cost along with required check-up. Approx. nos. beneficiaries were 782.
- ▶ Two nos. cowshed were constructed for the stray cows at Thakurdwara which helps cows to stay at these cowshed which will also reduce road accidents. Total nos. beneficiaries are 1000

Governance - Robust Compliances of All Regulatory Requirements



Textile







## MAJOR TAKEAWAYS

- ▶ In the beginning of FY24, the company took a decision to initiate process of restructuring company's Textile Business operations at Birla Century Bharuch Plant.
- ▶ As a part of restructuring plan, Spinning and Weaving departments at the plant were discontinued. However, with a view to optimize the utilization of the process house, it was proposed to increase outsource of specialized greige fabric from 45,000 meters per day to 1,05,000 meters per day. Simultaneously, a VRS scheme was also implemented for the worker/employees working at these discontinued units and majority of workers/ employees at the Spinning and Weaving departments opted for the scheme.



## MARKET OUTLOOK

- ▶ On Mar 22, 2024, the Board of Directors of the company reviewed the operations of the Textile division. In view of unsatisfactory performance of the Unit with continued operational losses despite attempts of possible turnaround as well as considering the adverse market conditions and non-availability of viable orders to cover the cost, it was decided to discontinue operations of the process house after completion of orders in hand.
- ▶ After careful consideration and deliberation, the board approved the proposal to discontinue all operations at the Birla Century Bharuch unit except some minor manufacturing operations and other allied activities relating to supply of Yarn to Birla Advanced Knits Private Limited, a joint venture of the company and Grasim Industries limited.
- ▶ The update on the status of the Textile Division is mentioned in subsequent slides.

During the quarter and the year ended FY 24 Production and Sales data are as under:-

Particulars	Production		Sales		Sales in Rs. Crore	
	Q4'24	FY'24	Q4'24	FY'24	Q4'24	FY'24
Cloth'000 Mtr	2947	27634	6116	31296	88	508
Made-ups Set	254389	2139495	216861	1206716	38	179
Yarn MT	305	1123	305	1902	7	77
Other	-	-	-	-	2	22
Total					135	786



# Q4 & FY24: PROFIT AND LOSS SUMMARY

Particulars	Budget FY24			Actual FY24		
	9M	Q4	12M	9M	Q4	12M
<b>A. EBIDTA</b>	-46	-4	-50	-54	-28	-82 #
<b>B. Exceptional Items</b>						
a) Plant & Machinery Impairing	-40	-60	-100*	-40	-160	-200
b) VRS	-17	-51	-68	-17	-8	-25
c) Debtors w/off	-1	-9	-10	-	-5	-5
d) Inventory W/off	-7	-8	-15	-7	-2	-9
<b>Total ( B )</b>	<b>-65</b>	<b>-128</b>	<b>-193</b>	<b>-64</b>	<b>-175</b>	<b>-239</b>
<b>C. Total ( A + B )</b>	<b>-111</b>	<b>-132</b>	<b>-243</b>	<b>-118</b>	<b>-203</b>	<b>-321</b>

# EBIDTA in Actual FY24 includes

1. Ex-gratia and 3-month notice pay paid to workers
2. 3-month notice pay paid to staff
3. Other incidental expenses of around Rs.15 Crore.

\*Assignment of leasehold land of 104 acres to other parties at Rs. 70 Lakh per acre was considered in budget, but the same was not accounted in Actual FY24 while working on impairment of the full plant.



## ENVIRONMENT



## SOCIAL



## GOVERNANCE



- ▶ We have adopted new version 4.0 for Higg FEM 4.0 assessment 2023.
- ▶ 2018: **79%**,
- ▶ 2019: **80%**
- ▶ 2020: **86%**,
- ▶ 2021: **90.2%**,
- ▶ 2022: **91.2%**
- ▶ 2023: **Self assessment completed, and Verification audit is under process.**
- ▶ Greenbelt Development and plantation of trees in 21000 Sq Ft area at Nanasnja village



- ▶ Awareness program for Women Health & Hygiene were conducted in 3 Villages of Jhagadia Taluka.
- ▶ Cervical Cancer Stethoscope provided to Rotary club of Bharuch.
- ▶ Skill Enhancement program conducted for 150 rural artisans in Jhagadia Tehsil.
- ▶ Development of Mini Science Centre (MSC) at Jhagadia Higher secondary school and Talodra Primary school.



- ▶ Birla century received "21st Annual Greentech Safety Award 2023" under the category **SAFETY EXCELLENCE.**

# Financial Summary

Good overall  
financial  
performance in Q4  
& FY24



# PROFIT & LOSS : Q4 FY24



(₹ In Crores)

Particulars	Q4 FY23	Q3 FY24	Q4 FY24	YoY %	QoQ %
Continuing Operations					
Total Income	991	1096	1700	72%	55%
Total Sales	965	982	1542	60%	57%
Total EBITDA	156	223	282	81%	26%
Less: Finance cost	9	8	12	33%	50%
Less: Depreciation	48	53	54	13%	2%
PBT	99	162	216	118%	33%
Share of Profit in JV-(BAKPL)	-1	-6	-5		
Exceptional Items*	134	0	0		
Tax (Asset - / Liability +)	64	53	50	-22%	-6%
PAT	168	103	161	-4%	56%
Discontinuing Operations (Including BCEPL & BCLLC)					
Net Loss for the period from discontinuing operations	-25	-23	-140		
PAT (After discontinuing operations)	143	80	21	-85%	-73%

\*Q4 FY23 exceptional item consists of Rs 134 Crs profit made on sale of land at- GIDC Dahej, Gujarat.



# PROFIT & LOSS : FY24



(₹ In Crores)

Particulars	FY23	FY24	YoY %
Continuing Operations			
Total Income	3856	4570	19%
Total Sales	3768	4264	13%
Total EBITDA	593	718	21%
Less: Finance cost	34	36	6%
Less: Depreciation	196	211	8%
PBT	363	471	30%
Share of Profit in JV-(BAKPL)	-2	-22	
Exceptional Items	134	0	
Tax (Asset - / Liability +)	173	145	-16%
PAT	322	304	-6%
Discontinuing Operations (Including BCEPL & BCLLC)			
Net Loss for the period from discontinuing operations	-58	-244	
PAT (After discontinuing operations)	264	60	-77%

\*FY23 exceptional item consists of Rs 134 Crs profit made on sale of land at- GIDC Dahej, Gujarat.

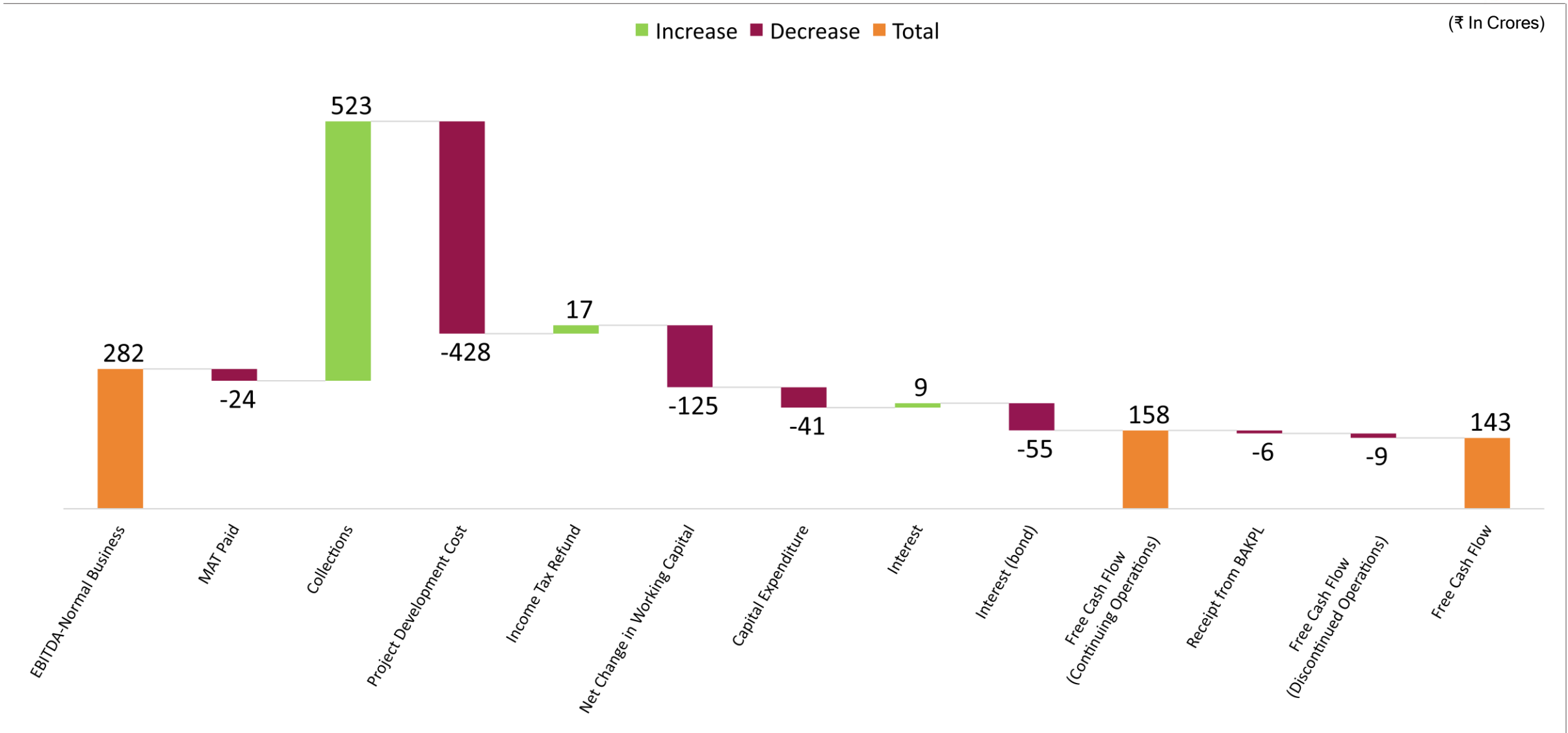
Better overall financial performance in FY24 buoyed by Real Estate and Pulp & Paper businesses

# CASH FLOW - Q4 FY24

(₹ In Crores)

No	Particulars	Birla Estates	Pulp & Paper	Rayon	H.O.	Total Continuing operations	Textiles	Grand Total
	EBITDA-Normal Business	204	65	13	-	282	-28	254
	Exceptional Item	-	-	-	-	-	-7	-7
	MAT Paid	-19	-	-	-5	-24	-	-24
	Collections	523	-	-	-	523	-	523
	Project Development Cost	-428	-	-	-	-428	-	-428
	Income Tax Refund	0	-	-	17	17	-	17
	Net Change in Working Capital	-47	-67	-11	-	-125	30	-95
A)	Operating Cash Flow	233	-2	2	12	245	-5	240
	Capital Expenditure	-15	-26	-	-	-41	-	-41
B)	Investing Cash Flow	-15	-26	0	0	-41	0	-41
	Interest	13	-1	-3	-	9	-4	5
	Contribution to CTIL Emp Welfare Trust (ESOP)	-	-	-	-	-	-	-
	Interest Accrued on bond	-	-	-	-55	-55	-	-55
C)	Financing Cash Flow	13	-1	-3	-55	-46	-4	-50
D)	Free Cash Flow (A+B+C)	231	-29	-1	-43	158	-9	149
E)	BAKPL – Receipt (+) / Payment (-)	-	-	-	-	-	-6	-6
F)	Free Cash Flow-CTIL & BAKPL (D+E)	231	-29	-1	-43	158	-15	143

# CASH FLOW : Q4 FY24



# CASH FLOW - FY24

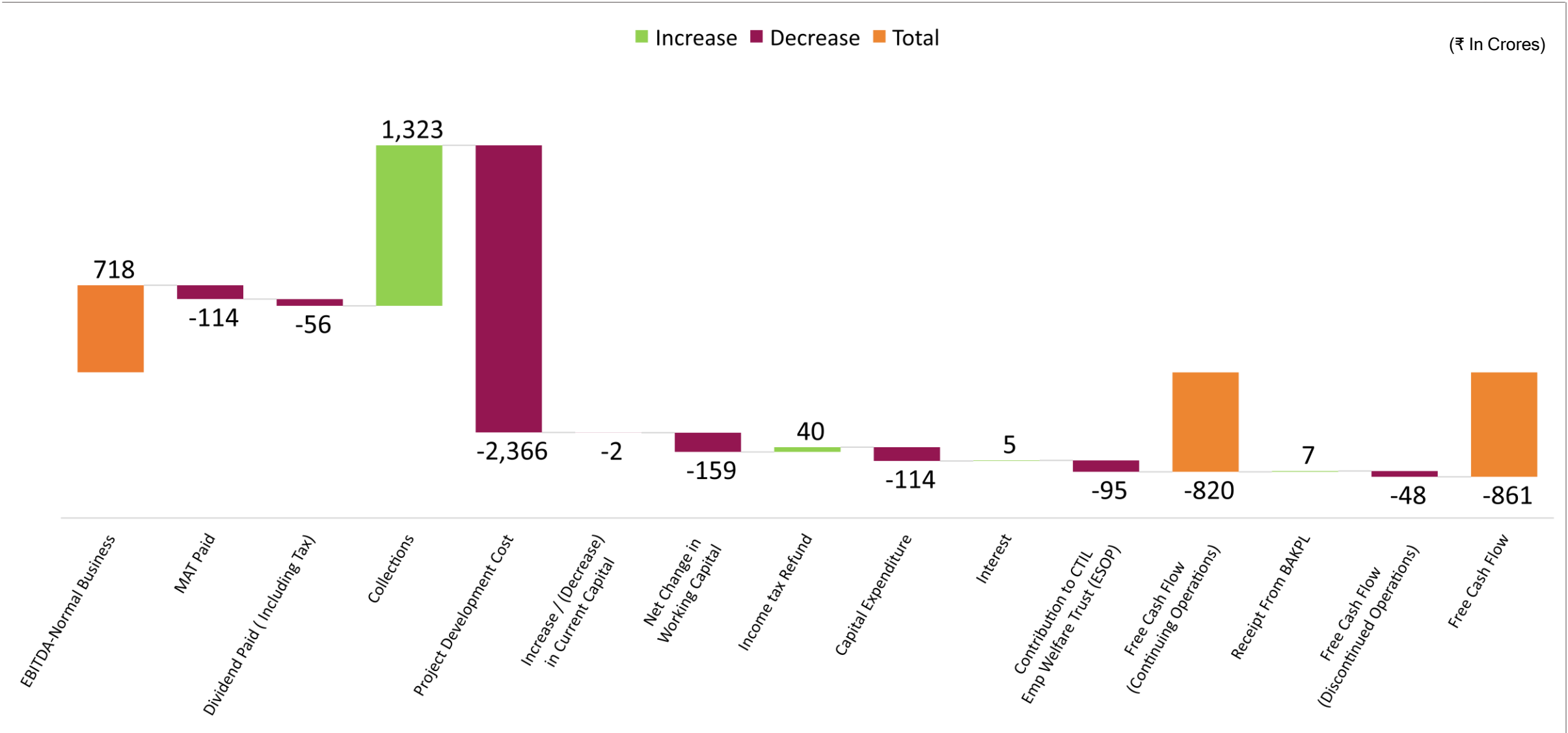


(₹ In Crores)

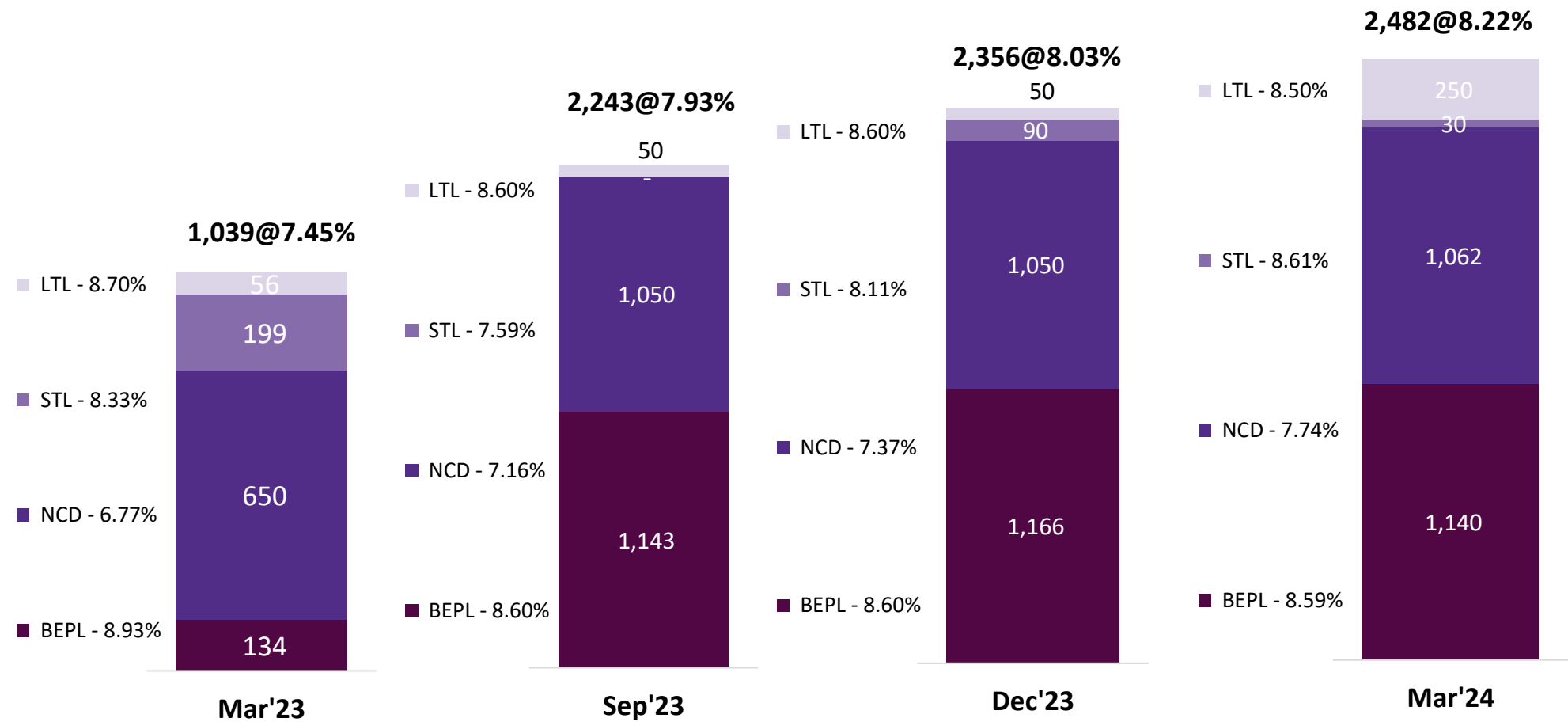
No	Particulars	Birla Estates	Pulp & Paper	Rayon	H.O.	Total Continuing Operations	Textile	Grand Total
	EBITDA-Normal Business	234	417	67	-	718	-82	636
	Exceptional Item	-	-	-	-	-	-17	-17
	MAT Paid	-53	-	-	-61	-114	-	-114
	Dividend Paid ( Including Tax)	-	-	-	-56	-56	-	-56
	Collections	1323	-	-	-	1323	-	1323
	Project Development Cost	-2366	-	-	-	-2366	-	-2366
	Increase / (Decrease) in Current Capital	-2	-	-	-	-2	-	-2
	Net Change in Working Capital	-25	-72	-62	-	-159	83	-76
	Income tax Refund	0	-	-	40.00	40	-	40
A)	Operating Cash Flow	-889	345	5	-77	-616	-16	-632
	Capital Expenditure	-20	-92	0	-2	-114	-7	-121
B)	Investing Cash Flow	-20	-92	0	-2	-114	-7	-121
	Interest	22	-10	-7	0	5	-25	-20
	Contribution to CTIL Emp Welfare Trust (ESOP)	0	0	0	-95	-95	0	-95
C)	Financing Cash Flow	22	-10	-7	-95	-90	-25	-115
D)	Free Cash Flow (A+B+C)	-887	243	-2	-174	-820	-48	-868
E)	BAKPL – Receipt (+) / Payment (-)					0	7	7
F)	Free Cash Flow-CTIL & BAKPL (D+E)	-887	243	-2	-174	-820	-41	-861



# CASH FLOW : FY24



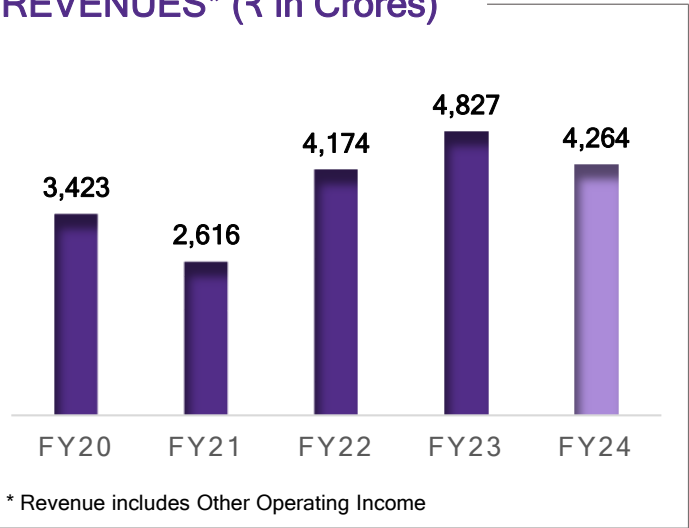
# OUTSTANDING LOAN



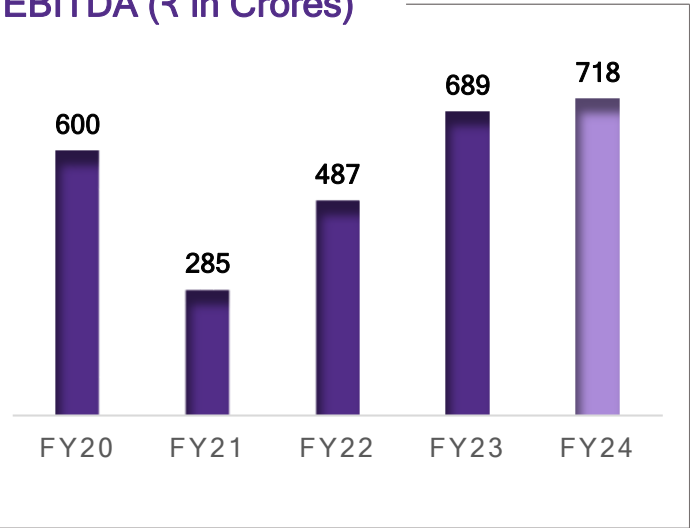
# FINANCIAL PERFORMANCE



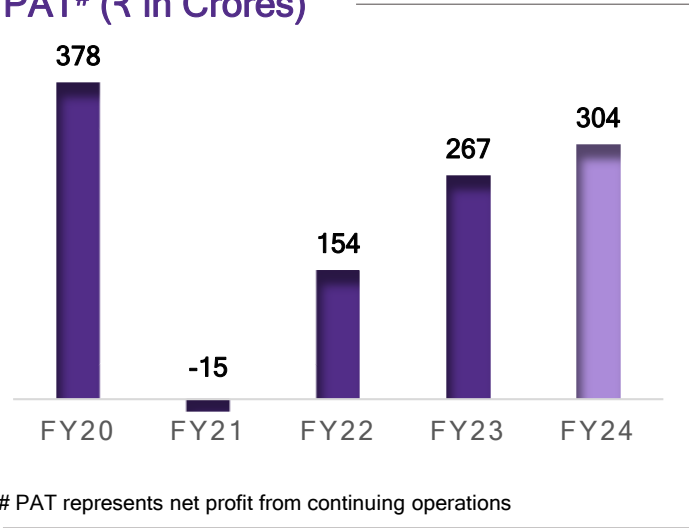
REVENUES\* (₹ in Crores)



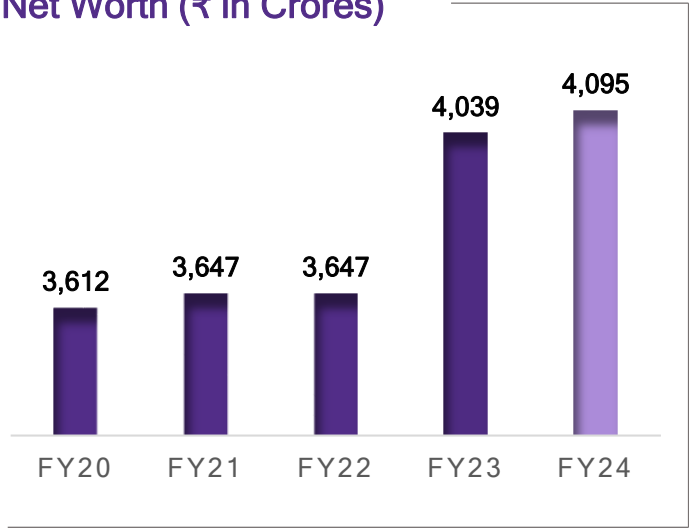
EBITDA (₹ in Crores)



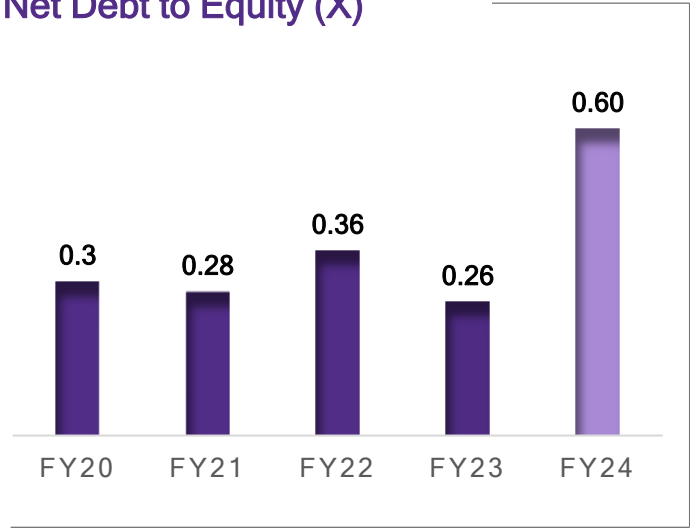
PAT# (₹ in Crores)



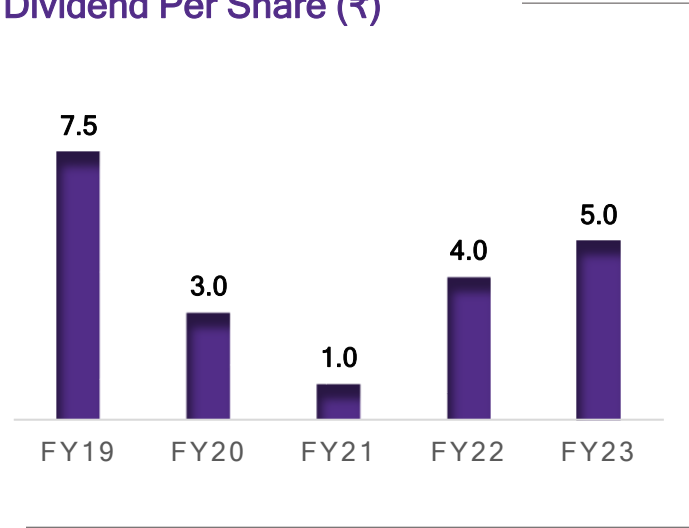
Net Worth (₹ in Crores)



Net Debt to Equity (X)



Dividend Per Share (₹)



# DISCLAIMER

## Century Textiles and Industries Limited

No representation or warranty, express or implied, is made as to, and no reliance should be placed on, the fairness, accuracy, completeness or correctness of the information or opinions contained in this presentation. Such information and opinions are in all events not current after the date of this presentation. Certain statements made in this presentation may not be based on historical information or facts and may be "forward looking statements" based on the currently held beliefs and assumptions of the management of Century Textiles and Industries Limited, which are expressed in good faith and in their opinion reasonable, including those relating to the Company's general business plans and strategy, its future financial condition and growth prospects and future developments in its industry and its competitive and regulatory environment.

Forward-looking statements involve known and unknown risks, uncertainties and other factors, which may cause the actual results, financial condition, performance or achievements of the Company or industry results to differ materially from the results, financial condition, performance or achievements expressed or implied by such forward-looking statements, including future changes or developments in the Company's business, its competitive environment and political, economic, legal and social conditions. Further, past performance is not necessarily indicative of future results. Given these risks, uncertainties and other factors, viewers of this presentation are cautioned not to place undue reliance on these forward-looking statements. The Company disclaims any obligation to update these forward-looking statements to reflect future events or developments.

This presentation is for general information purposes only, without regard to any specific objectives, financial situations or informational needs of any particular person. This presentation does not constitute an offer or invitation to purchase or subscribe for any securities in any jurisdiction, including the United States. No part of it should form the basis of or be relied upon in connection with any investment decision or any contract or commitment to purchase or subscribe for any securities. None of our securities may be offered or sold in the United States, without registration under the U.S. Securities Act of 1933, as amended, or pursuant to an exemption from registration there from.

This presentation is confidential and may not be copied or disseminated, in whole or in part, and in any manner.

## Valorem Advisors Disclaimer:

Valorem Advisors is an Independent Investor Relations Management Service company. This Presentation has been prepared by Valorem Advisors based on information and data which the Company considers reliable, but Valorem Advisors and the Company makes no representation or warranty, express or implied, whatsoever, and no reliance shall be placed on, the truth, accuracy, completeness, fairness and reasonableness of the contents of this Presentation. This Presentation may not be all inclusive and may not contain all of the information that you may consider material. Any liability in respect of the contents of, or any omission from, this Presentation is expressly excluded.

Valorem Advisors also hereby certifies that the directors or employees of Valorem Advisors do not own any stock in personal or company capacity of the Company under review.


For further details, please feel free to contact our Investor Relations Representatives:



Mr. Anuj Sonpal  
Valorem Advisors  
Tel: +91-22-4903 9500  
Email: [century@valoremadvisors.com](mailto:century@valoremadvisors.com)



# THANK YOU



Bringing our century old legacy and expertise into all our businesses while focusing on sustainability, customer centricity, technology and innovation to be future ready