

Blue Dart Center, Sahar Airport Road,
Andheri (East),
Mumbai - 400 099, India
Tel.: 022 - 69756444
CIN : L61074MH1991PLC061074
www.bluedart.com
communications@bluedart.com

February 3, 2026

To,
BSE Limited
Phiroze Jeejeebhoy Towers,
Dalal Street, Fort
Mumbai – 400 001
Scrip Code - 526612

To,
National Stock Exchange of India Ltd
Exchange Plaza, C-1, Block G
Bandra Kurla Complex, Bandra East,
Mumbai – 400 051
NSE Symbol - BLUEDART

Dear Sir/ Madam,

Please find attached performance update 'Investor Presentation' we propose to upload on our Company's website www.bluedart.com for information of our Shareholders/Public.

There are no forward looking financial statements made in the attached Investor Presentation.

Thanking you,

Yours faithfully,
For **Blue Dart Express Ltd.**


Tushar Gunderia
Head (Legal & Compliance) &
Company Secretary

TUSHAR
JAYANT
GUNDERIA

Digitally signed by
TUSHAR JAYANT
GUNDERIA
Date: 2026.02.03
18:23:45 +05'30'

BLUE DART

INDIA

BLUE DART EXPRESS LIMITED

INVESTOR PRESENTATION

January, 2026



DISCLAIMER

BLUE DART

This presentation has been prepared by Blue Dart Express Ltd. ("Company") solely for your information and for your use and may not be taken away, distributed, reproduced, or redistributed or passed on, directly or indirectly, to any other person (whether within or outside your organization or firm) or published in whole or in part, for any purpose by recipients directly or indirectly to any other person. accessing this presentation, you are agreeing to be bound by the trailing restrictions and to maintain absolute confidentiality regarding the information disclosed in these materials. The Company may alter, modify, or otherwise change in any manner the contents of this presentation, without obligation to notify any persons of such change or changes. This presentation and its contents are confidential and may not be copied, reproduced, or disseminated in any manner.

This presentation may contain certain forward looking statements within the meaning of applicable securities law and regulations. These statements include descriptions regarding the intent, belief or current expectations of the Company or its directors and officers with respect to the results of operations and financial condition of the Company. Such forward-looking statements are not guarantees of future performance and involve risks and uncertainties, and actual results may differ from those in such forward-looking statements as a result of various factors and assumptions which the Company believes to be reasonable in light of its operating experience in recent years. Many factors could cause the actual results, performances, or achievements of the Company to be materially different from any future results, performances, or achievements. Significant factors that could make a difference to the Company's operations include domestic and international economic conditions, changes in government regulations, tax regime and other statutes. The Company does not undertake to revise any forward-looking statement that may be made from time to time by or on behalf of the Company.

This presentation contains certain supplemental measures of performance and liquidity that are not required by or presented in accordance with Ind AS, and should not be considered an alternative to profit, operating revenue or any other performance measures derived in accordance with Ind AS or an alternative to cash flow from operations as a measure of our liquidity.

In no event shall Blue Dart Express Ltd., or its directors or management, be responsible to any person or entity for any loss or damage, whether direct, indirect, incidental, consequential or otherwise, arising out of access or use or dissemination of information contained in this presentation, including, but not limited to, loss of profits.

No representation, warranty, guarantee or undertaking (express or implied) is made as to, and no reliance should be placed on, the accuracy, completeness or correctness of any information, including any projections, estimates, targets and opinions, contained herein, and no liability whatsoever is accepted as to any errors, omissions or misstatements contained herein and, accordingly, none of the Company, its advisors and representative and any of its or their affiliates, officers, directors, employees or agents, and anyone acting on behalf of such persons accepts any responsibility or liability (in negligence or otherwise) whatsoever arising directly or indirectly from this presentation or its contents or otherwise arising in connection therewith.

Readers must make their own assessment of the relevance, accuracy and adequacy of the information contained in this presentation and must make such independent investigation as they may consider necessary appropriate for such purpose. Any opinions expressed in this presentation are subject to change without notice and past performance is not indicative of future results. By attending this presentation you acknowledge that you will be solely responsible for your own assessment of the market and the market position of the Company and that you will conduct your own analysis and be solely responsible for forming your own view on the potential future performance of the Company's business.

This presentation is not for publication or distribution or release in any country where such distribution may lead to a breach of any law or regulatory requirement. The information contained herein does not constitute or form part of an offer or solicitation of an offer to purchase or subscribe for securities for sale. The distribution of this presentation in certain jurisdictions may be restricted by law and persons into whose possession this presentation comes should inform themselves about and observe any such restrictions. None of the Company's securities may be offered or sold in the United States without registration under the U.S. Securities Act of 1933, as amended, except pursuant to an exemption from registration therefrom.

This disclaimer clause and any claims arising out of the use of the information from this presentation shall be governed by the laws of India and only the courts in Mumbai, and no other courts, shall have jurisdiction over the same. By accessing this presentation, the reader accepts this.

"Blue Dart" is a registered trademark. All other trademarks, company names or logos, and product names referred to in this presentation remain the property of their respective owners.



VISION STATEMENT

BLUE DART 



To be the best and set the pace in the express air and integrated transportation and distribution industry, with a business and human conscience.

We commit to develop, reward and recognize our people who, through high quality and professional service, and use of sophisticated technology, will meet and exceed customer and stakeholder expectations profitably.

- Passionately crafted by over 600 managers in 1993



BLUE DART DIRECTORS & KEY MANAGERIAL PERSONNEL

BLUE DART



Prakash Apte

Chairman & Independent Director



Balfour Manuel

Managing Director



Florian Bumberger

Director
Divisional CHRO, DHL eCommerce,
Member of the DPDHL
Group HR Board.



Kavita Nair

Independent Director



R.S. Subramanian

Director
SVP/Country Manager,
DHL Express India



Dr. Vandana Aggarwal

Independent Director



Sebastian Paeßens

Director
CFO, DHL eCommerce, Member of
Deutsche Post DHL Group's Finance
Board



Sagar Patil

Chief Financial Officer



Tushar Gunderia

Head (Legal & Compliance)
& Company Secretary



BLUE DART INVESTMENT CASE SUMMARY



**Market leader in India
Express & Parcels Delivery**



Clear strategic direction,
investing for growth

Sustainable growth
momentum, unique position
for B2B express & eCommerce

Enhancing
Shareholders Wealth



KNOWING BLUE DART - INTRODUCTION

BLUE DART - DHL



Started Operations in 1983 by three Indian entrepreneurs as partnership firm, later converted into limited company



Maiden public issue and listing in 1994



DP-DHL acquired Blue Dart in 2005 and currently holds 75% shares



Blue Dart Aviation Ltd & Concorde Air Logistics Ltd. are wholly owned subsidiary companies



Operates six Boeing 757-200 and two Boeing 737-800



People Focus: Consistently featured among the Great Places to Work For in India



High service reliability is key driver



eCommerce services were launched in 2009/ 2010



Asset light model - Trucks and facilities are on rentals



Apart from Air, the Company launched Ground services in 2008



BLUE DART AT A GLANCE

BLUE DART



Capability

- 56,400+ Locations covered
- 6 Boeing 757-200
- 2 Boeing 737-800
- Over 12,814 employees

Integral part of DHL Group, world's leading mail and logistics company

Unparalleled Integrated Air and Ground Network

Subsidiaries

- Blue Dart Aviation Ltd.
- Concorde Air Logistics Ltd

Employer of Choice

Dominant market leadership B2B Air Express

FY2024-25

- Sales – ₹ 57,202 mn
- EBITDA – ₹ 5,739 mn
- EBT – ₹ 3,359 mn
- 377 Million shipments
- 1,340 thousand tonnes

Strong foundation for growth in eCommerce



BLUE DART'S LEADERSHIP IN INDIA

BLUE DART

Blue Dart is a premium market leader in India



Key Differentiators

- 01 Own Aviation Network 
- 02 Market Leading Transit Times 
- 03 Reliability & High Service Quality 
- 04 Extensive Reach & Network 
- 05 Best-in-Class Technology 
- 06 Strong Brand Equity & Saliency 
- 07 Responsiveness to Customer 
- 08 Passionate & Committed Team 
- 09 Pioneer & Innovator 
- 10 Strong financials and "Zero Debt" Company 



BLUE DART'S LEADERSHIP IN INDIA (CONTD..)



All investments made in light of customer requirements

- Investments in building a robust infrastructure to meet increasing demands of a growing economy
- Blue Dart invests in engaging and retaining the best talent
- Domestic Expertise at globally benchmarked levels

Strong Brand Reflects Market Leadership

- Innovations for service excellence and customer convenience
- Strongest, advanced and most cohesive homegrown technology offerings
- The power to move from a document to a charter load

Best in class service from Blue Dart

- Offering customers one-stop convenience, offering the entire spectrum of distribution solutions
- As a trade facilitator, Blue Dart manages the seamless flow of goods in the diverse complex geography of India's vast geography.

Blue Dart is a premium market leader in India. All investments & strategies are customer driven



INTEGRATED AIR AND GROUND PAN-INDIA NETWORK

BLUE DART

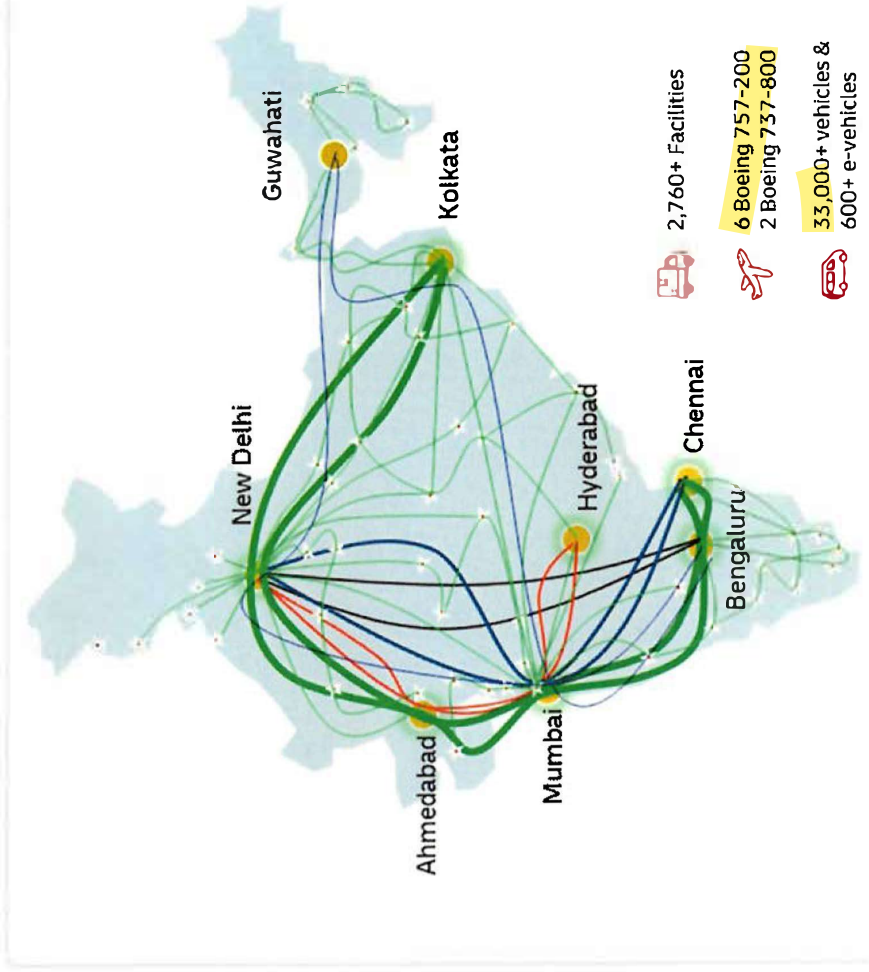


First mover in India Domestic Express



We provide clear Customer Value Proposition v/s our competitors

- **Extensive reach**
Optimized flight scheduling facilitating late pick-ups and early deliveries
- **Market leading transit times**
Superior control over operations resulting in higher service reliability



2,760+ Facilities



6 Boeing 757-200
2 Boeing 737-800



33,000+ vehicles &
600+ e-vehicles

Blue Dart network is our key competitive differentiator



BLUE DART INVESTMENT CASE SUMMARY

BLUE DART 

Market leader in India
Express & Parcels Delivery



Sustainable growth momentum,
unique position for B2B express
& eCommerce

Clear strategic direction,
investing for growth

Enhancing
Shareholders Wealth



MAINTAIN MARKET LEADERSHIP

Blue Dart has a market leading position and has identified key levers to protect and grow the sow



Product Focus

- Surface: Vertical based solutioning and pricing.
- eCommerce: Strengthen surface small packages.



Vertical Focus

- Dedicated task force formed to increase business from major industry sectors.
- Selective penetration with business intelligence, research, forecasting & planning.



Longtail & SME Focus

- Increasing customer count and business from the SME's & MSME's base.
- Created a dedicated customer centric team to service the requirements with product solutioning.



Partner Focus

- Restructuring of partner policies to make costs variable and increase reach.
- Dedicated partner personnel are being appointed for better focus.



Service Quality

- Transit Time improvement across important OD pairs. (96 / 72 / 48 / 24)
- Major EDL / ODA locations to be merged in serviced.

We continue to aim for a balanced mix of revenue growth and profitable yield



GROWTH FOUNDATION FOR eCOMMERCE

BLUE DART



eCommerce Customer Requirements

Competitive pricing & transit time

Real-time tracking & updates

Differentiated service offerings



Extended reach, service quality

Reverse pickup/exchange capabilities

COD/ POS capabilities



Blue Dart eCommerce Product Features

Enhanced ground product: eCommerce Lite Surface

Blue Line (real time visibility)

Slotted deliveries



Open & closed reverse pick-ups with exchange service

56,400+ Locations

16+ payment options (Digital wallets, debit credit card, UP

Blue Dart believes in growing business profitably



BLUE DART INVESTMENT CASE SUMMARY

BLUE DART 

Market leader in India
Express & Parcels Delivery



Sustainable growth
momentum, unique position
for B2B express & eCommerce

Clear strategic direction,
investing for growth

Enhancing
Shareholders Wealth



STRUCTURAL MARKET TRENDS

BLUE DART

INDIA REMAINS RESILIENT AMID THE GLOBAL ECONOMIC VOLATILITY

- India's economy will grow at a robust 7.4% in FY 2025-26, according to the first advanced estimates of GDP released by the NSO higher than the 6.5% growth in previous financial year. (09th Jan'26)
- For India, 2026 will be the year of 'resilience' in domestic demand, decisive 'reforms' in fiscal, monetary, and labor policies, and 'recalibrations' in trade policies – Deloitte (15th Jan'26)

REGULATIONS LIBERALIZATION AND SIMPLIFICATION

- Gati Shakti Master Plan: To promote multi-modal connectivity for seamless movement of people, goods and services. Along with improvements in processes, digital system, regulatory framework and human resource via National Logistics Policy.
- Make in India: To promote manufacturing and assembly in India.

ACCELERATING IMPACT OF PROCESS TECHNOLOGY AND AUTOMATION

- AI / ML solutions built on Data to drive business decisions.
- Driving efficiencies through Automation.
- Fast track implementation of digital solutions.
- Drone based last mile deliveries.

ACCELERATION OF ECOMMERCE AND MORE DEMAND FOR LAST-MILE SOLUTIONS

- Multi-channel delivery approach in eCommerce observed.
- eCommerce Policy: Aims to ensure there are more service providers available to consumers and sellers to ensure no monopolies are created.
- Open Network for Digital Commerce a GOI initiative to provide platform for eCommerce.



**BLUE DART HAS A CLEAR STRATEGY
TO CAPITALIZE ON THESE TRENDS**

Blue Dart Express | Investor Presentation |



DIGITAL INTERFACE: ENABLING BETTER CUSTOMER EXPERIENCE

BLUE DART

Shipping in just 10 minutes

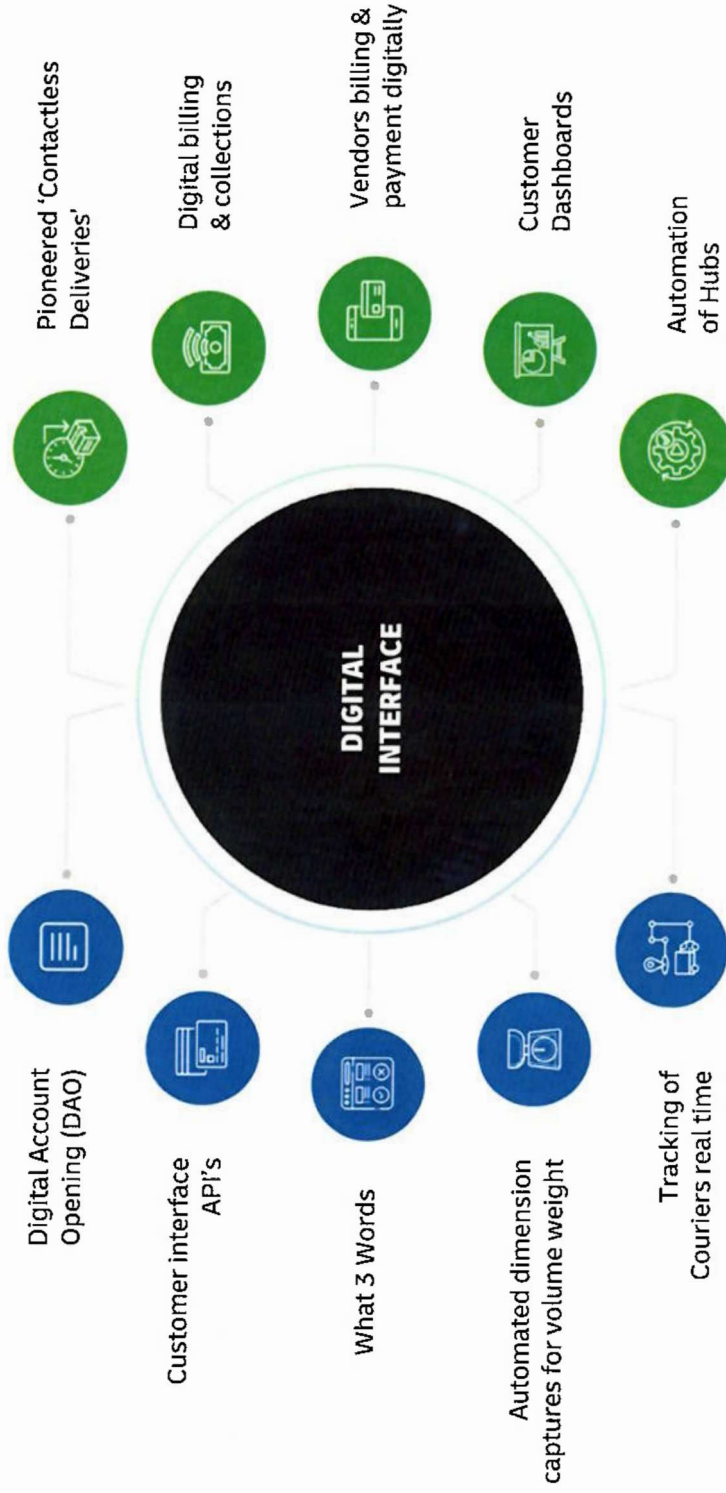
Introducing Blue Dart's new Digital Account Opening (DAO)

Here's how it works:

- 1 Create your profile
- 2 Pick a shipping plan
- 3 Complete KYC & e-sign in minutes
- 4 Recharge & start shipping!



To know more about DAO,
 call 1860 233 1234 or visit our
 website www.bluedart.com



Digitalisation initiatives to enhance customer experience



BLUE DART – DRONE DELIVERY SERVICES



As part of our commitment to innovation and efficiency, drones are currently operational for deliveries in Gurugram, bringing numerous advantages, including:

- ❑ **Lower Carbon Footprint:** Reduced CO₂ emissions compared to conventional delivery methods.
- ❑ **Seamless Deliveries:** Avoiding traffic congestion for faster, more efficient last-mile fulfilment.
- ❑ **Technological Excellence:** Demonstrating Blue Dart's commitment to cutting-edge logistics solutions.

Blue Dart continues to redefine express logistics through drone technology; ensuring speed, sustainability & service excellence

IMPACT OF CSR ACTIVITY

BLUE DART

CONNECTING IMPROVING LIVING



8,88,000

Trees Planted



1,77,60,000

Kilograms of Carbon/year offset on maturity



20,387

Children Impacted through Science Education Project



10,000+

Individual Awareness Activities



6,248

Children Empowered through Blue Edge



4,509

Children Benefitted from Child Cancer Care Centers



60

Deaf Adults Provided Vocational Training



2,775

Persons Vaccinated against COVID-19



11,805

Cataract Operations



748

Households benefitted through drinking water program in 7 villages



1,050

Educational Support For Urban Slums



400

Midday Meals for Children



2,952

Households provided supported under Livelihood Development



1,306

Free Eye Surgeries


6.77 Cr litres

of water potential created through watershed initiated in 5 villages.



CORPORATE BUSINESS STRATEGY

BLUE DART




- With increasing urbanization, focus on centres of production which will change post pandemic as the new growth areas.
- Focus on FMCG, Automotive, Consumer Durables and Ready Made Garments for accelerated surface growth.
- Increase pin code coverage and footprint to cover 98% of Country's GDP
- Leverage air capacities to enhance revenues-International and domestic charters
- Focus on small and medium enterprises
 - Be recognized as a trusted partner, truly understanding the customer's current and future needs
- Focus on e-tailing business
 - Strengthen the e-tailing segments profitability
- Improve digital interface with all stakeholders
- Increase automation levels across processes
 - Increase the adaptability of our product & solution portfolio
 - Simplify and standardize processes to deliver excellence
- Enhance skill development
 - Develop comprehensive people empowerment and engagement module critical for growth
- Continue to drive process efficiencies and implement quality measures like OCPM⁽¹⁾, OCPK⁽²⁾ & DSO⁽³⁾ to improve profitability
- Reduce CO₂ emission, engage in education, humanitarian and disaster response
 - Signed the CNN pledge by UNFCCC, a commitment to ambitious CO₂ reduction targets

(1) Operating Cost per Move; (2) Operating Cost per Kilo; (3) Days Sales Outstanding



CORPORATE BUSINESS STRATEGY



- Achieve and maintain leadership status and pole position in both Air and Ground express segments
- Air fleet enhancement
- Leverage improved infrastructure including Freight Corridors/Logistics Parks
- Pursue product and service innovation
- Digitally enabled solutions and workforce
- Create state-of-the-art infrastructure
- Stay ahead of the curve by continuously investing in, and adopting, next generation technologies
- Aggressively invest in human capital development
- Develop leadership pipeline
- Continue to be the industry leader in delivering the triple bottom line and increase CO2 efficiency
- Socially responsible corporate- Blue Dart is aligned on the ESG journey



BLUE DART INVESTMENT CASE SUMMARY



Market leader in India
Express & Parcels Delivery




Sustainable growth
momentum, unique position
for B2B express & eCommerce

Clear strategic direction,
investing for growth

Enhancing
Shareholders Wealth



FINANCIAL TRACK RECORD



Value Creation

- High returns to shareholders and Debt free structure

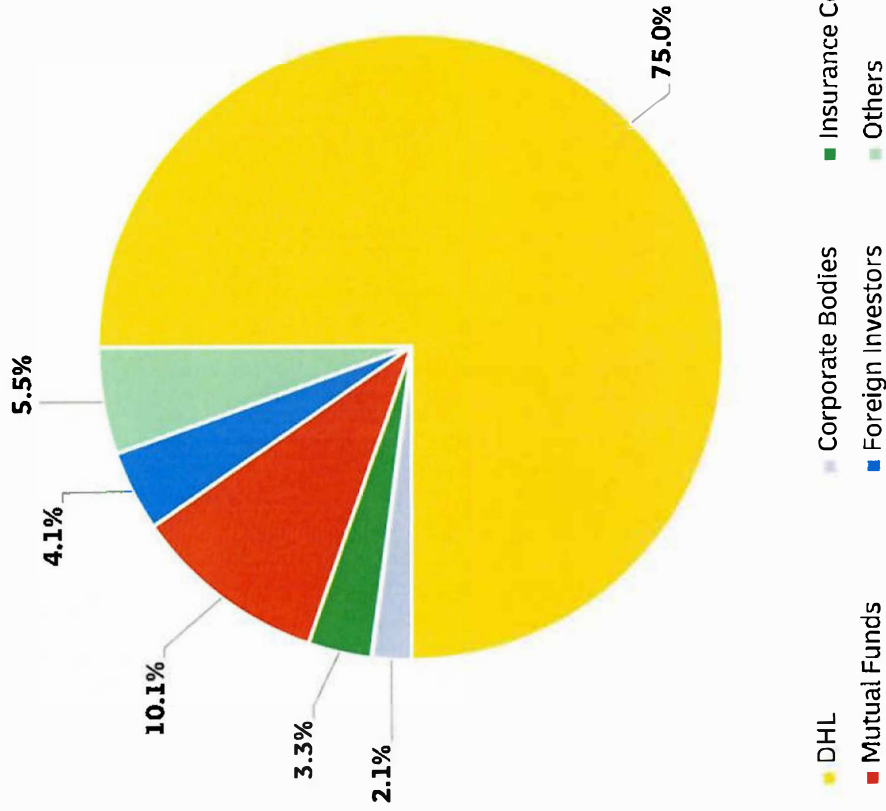


Dividend Paid

- Dividend of Rs. 25/- per share paid to Shareholders for the F. Y. 2024-25
- Dividend of Rs. 25/- per share paid to Shareholders for the F. Y. 2023-24
- Dividend of Rs. 30/- per share paid to Shareholders for the F. Y. 2022-23.
- Total dividend (Interim & Final) of Rs. 60/- per share paid to Shareholders for the F. Y. 2021-22.



SHAREHOLDING PATTERN: DECEMBER 30, 2025



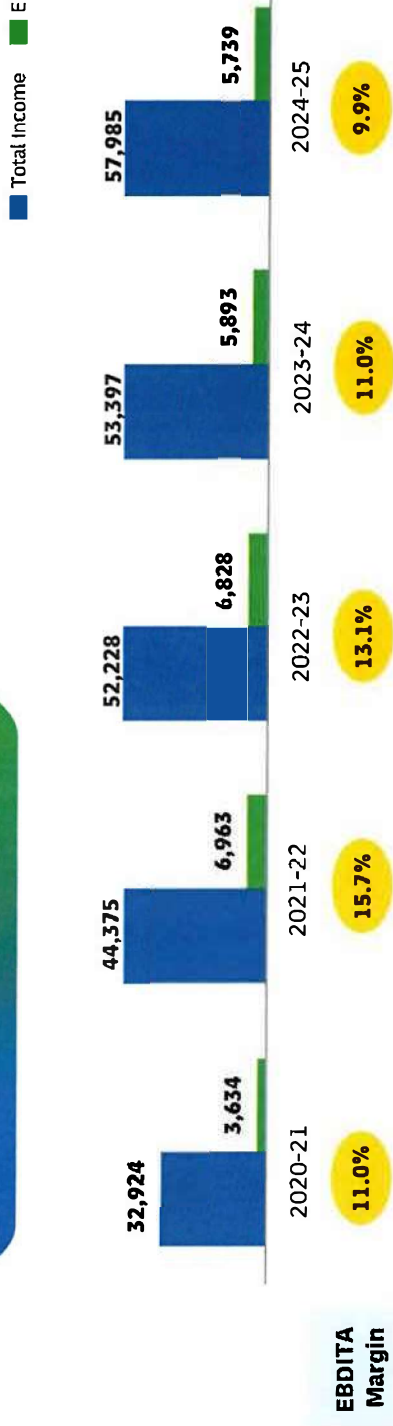
Derive Trading & Group	2.08%
Major Mutual Funds	
HDFC	6.13%
Kotak Mutual Fund	1.86%
Major FPI	
First Sentier Investors	0.5%
Vanguard	0.8%
Ishares	0.3%
Major Insurance Companies	
ICICI Pru Life	2.2%
HDFC Life	0.6%
Bajaj Allianz	0.4%



CONSISTENT PROFITABLE GROWTH TRACK RECORD

BLUE DART


CONSISTENT REVENUE GROWTH



Revenue and Profitability



Consistent Cash Flow Generation and Growth Investment



Blue Dart Focuses on Consistent Profitability



QUARTER-WISE PERFORMANCE (STANDALONE)

BLUE DART



₹ Mn

Particulars	2024-25						2025-26					
	Q1	Q2	Q3	9M	Q4	Year	Q1	Q2	Q3	9M		
	(Apr-Jun)	(Jul-Sep)	(Oct-Dec)	(Apr-Dec)	(Jan-Mar)	(Apr-Mar)	(Apr-Jun)	(Jul-Sep)	(Oct-Dec)	(Apr-Dec)	(Apr-Dec)	
Revenue from operations	13,427	14,485	15,117	15,117	14,173	57,202	14,419	15,493	16,162	46,074		
EBITDA (before exceptional items)	1,286	1,409	1,658	1,658	1,386	5,739	1,208	1,765	2,089	5,063		
Margin	9.44%	9.60%	10.83%	10.83%	9.64%	9.90%	8.26%	11.25%	12.78%	10.85%		
EBT (before exceptional items)	693	820	1,064	1,064	782	3,359	632	1,066	1,253	2,950		
Margin	5.09%	5.58%	6.95%	6.95%	5.44%	5.79%	4.32%	6.79%	4.96%	5.37%		
Exceptional item	-	-	-	-	-	-	-	-	442	442		
EBT (after exceptional items)	693	820	1,064	2,576	782	3,359	632	1,066	810	2,508		
Margin	5.09%	5.58%	6.95%	5.91%	5.44%	5.79%	4.32%	6.79%	4.96%	5.37%		
Tax Expense	178	212	273	273	250	912	163	271	110	543		
EAT	515	608	791	791	532	2,446	469	795	700	1,965		
Margin	3.78%	4.14%	5.17%	5.17%	3.70%	4.22%	3.21%	5.07%	4.28%	4.21%		
EPS (in ₹)	21.72	25.6	33.35	33.35	22.43	103.10	19.78	33.50	29.52	82.80		

* Recognition of increased expenses arising from the implementation of the Labour Codes based on its best judgment during the quarter & nine months ended December 31, 2025



QUARTER-WISE PERFORMANCE (CONSOLIDATED)

BLUE DART

₹ Min

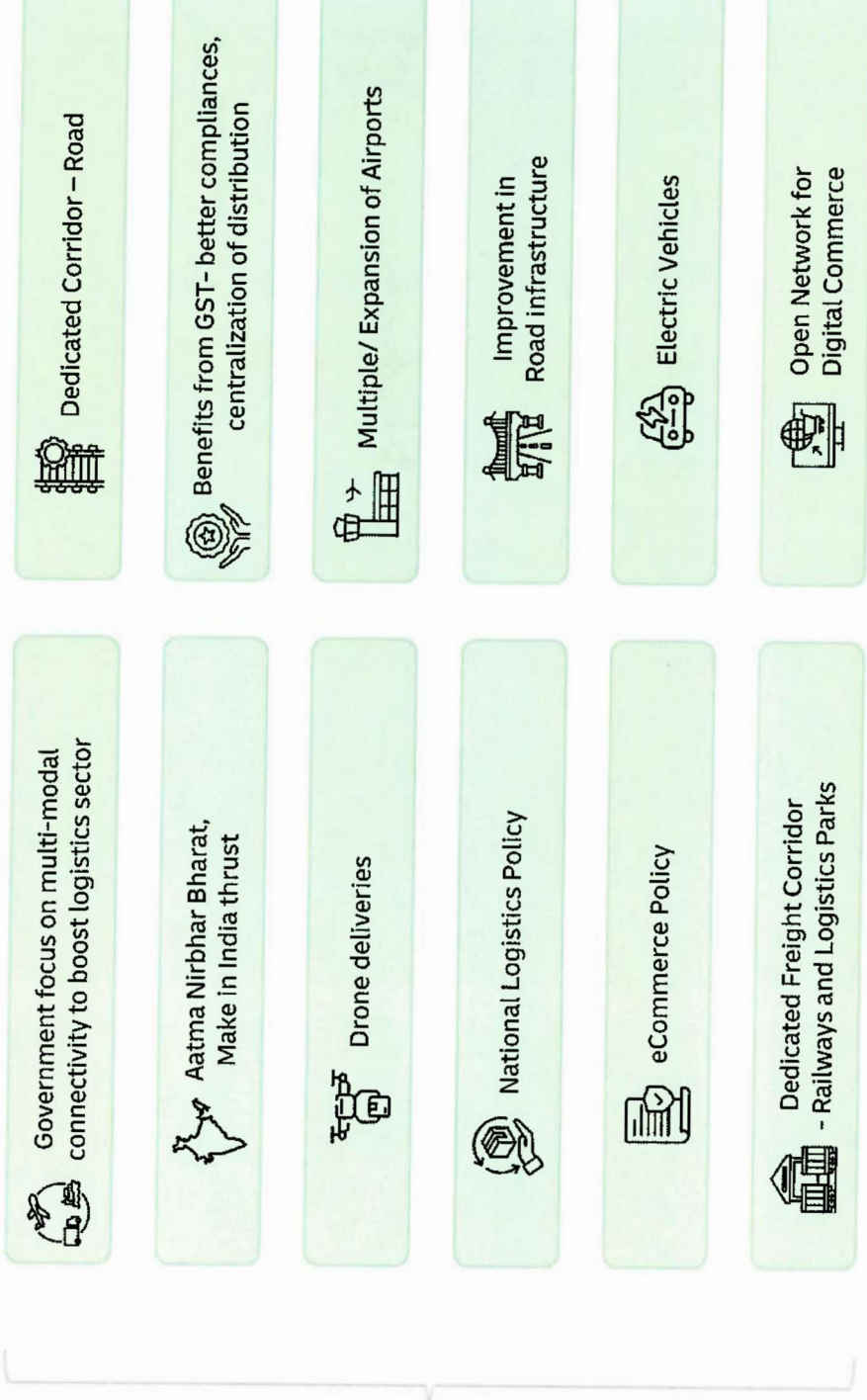
Particulars	2024-25						2025-26											
	Q1		Q2		Q3		Q4		Year		Q1		Q2		Q3		Q4	
	(Apr-Jun)	(Jul-Sep)	(Oct-Dec)	(Jan-Mar)	(Apr-Mar)	(Apr-Dec)	(Apr-Mar)	(Apr-Jun)	(Jul-Sep)	(Oct-Dec)	(Oct-Dec)	(Apr-Jun)	(Jul-Sep)	(Oct-Dec)	(Apr-Dec)	(Apr-Dec)	(Apr-Dec)	
Revenue from operations	13,427	14,485	15,117	14,173	57,202	15,117	14,173	14,419	15,493	16,162	14,419	15,493	16,162	14,419	15,493	16,162	14,419	15,493
EBITDA (before exceptional items)	2,113	2,267	2,512	2,254	9,146	2,512	2,254	2,055	2,616	2,914	2,055	2,616	2,914	2,055	2,616	2,914	2,055	2,616
Margin	15.63%	15.56%	16.49%	15.77%	15.87%	16.49%	15.77%	14.15%	16.78%	17.92%	14.15%	16.78%	17.92%	14.15%	16.78%	17.92%	14.15%	16.78%
EBT (before exceptional items)	720	849	1,093	810	3,472	1,093	810	659	1,093	1,229	659	1,093	1,229	659	1,093	1,229	659	1,093
Margin	5.33%	5.83%	7.17%	5.67%	6.03%	7.17%	5.67%	4.54%	7.01%	4.86%	4.54%	7.01%	4.86%	4.54%	7.01%	4.86%	4.54%	7.01%
Exceptional item *	-	-	-	-	-	-	-	-	-	-	-	-	-	-	-	-	-	-
EBT (after exceptional items)	720.3	849.1	1092.6	810	3,472	1092.6	810	659	1,093	790	659	1,093	790	659	1,093	790	659	1,093
Margin	5.33%	5.83%	7.17%	5.67%	6.00%	6.14%	5.67%	4.54%	7.01%	4.86%	4.54%	7.01%	4.86%	4.54%	7.01%	4.86%	4.54%	7.01%
Tax Expense	186	221	283	259	948	283	259	171	279	107	171	279	107	171	279	107	171	279
EAT	534	628	810	552	2,524	810	552	488	814	683	488	814	683	488	814	683	488	814
Margin	3.95%	4.31%	5.32%	3.86%	4.38%	5.32%	3.86%	3.36%	5.22%	4.20%	3.36%	5.22%	4.20%	3.36%	5.22%	4.20%	3.36%	5.22%
EPS (in ₹)	22.51	26.49	34.14	23.24	106.38	34.14	23.24	20.58	34.30	28.79	20.58	34.30	28.79	20.58	34.30	28.79	20.58	34.30

* Recognition of increased expenses arising from the implementation of the Labour Codes based on it's best judgment during the quarter & nine months ended December 31, 2025



WAY FORWARD: OPPORTUNITIES GALORE

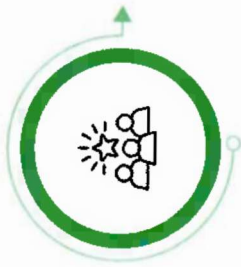
BLUE DART



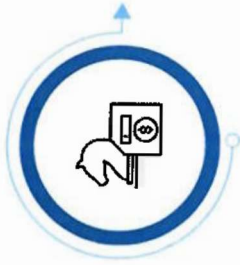
Having laid the strong foundation through reforms, Exciting times ahead



WRAP-UP



Leadership in Air & Ground Express



Blue Dart is in a strong position – strategically and financially



Strong focus on Profitable Growth, cash flow and balance sheet allows healthy balance of growth investments & shareholder returns

BLUE DART





BLUE DART

THANK YOU

