

Blue Dart Center, Sahar Airport Road,
Andheri (East),
Mumbai - 400 099, India
Tel.: 022 - 69756444
CIN : L61074MH1991PLC061074
www.bluedart.com
communications@bluedart.com

May 14, 2026

To,
BSE Limited
Phiroze Jeejeebhoy Towers,
Dalal Street, Fort
Mumbai – 400 001
Scrip Code - 526612

To,
National Stock Exchange of India Ltd
Exchange Plaza, C-1, Block G
Bandra Kurla Complex, Bandra East,
Mumbai – 400 051
NSE Symbol - BLUEDART

Dear Sir/ Madam,

Please find attached performance update 'Investor Presentation' we propose to upload on our Company's website www.bluedart.com for information of our Shareholders/Public.

There are no forward looking financial statements made in the attached Investor Presentation.

Thanking you,


Yours faithfully,
For **Blue Dart Express Ltd.**

TUSHAR
JAYANT
GUNDERIA
Date: 2026.05.14 16:10:13
+05'30'

Tushar Gunderia
Head (Legal & Compliance) &
Company Secretary

BLUE DART EXPRESS LIMITED

INVESTOR PRESENTATION


May, 2026



DISCLAIMER



This presentation has been prepared by Blue Dart Express Ltd. (Blue Dart or the "Company") solely for your information and for your use and may not be taken away, distributed, reproduced, or redistributed or passed on, directly or indirectly, to any other person (whether within or outside your organization or firm) or published in whole or in part, for any purpose by recipients directly or indirectly to any other person. By accessing this presentation, you are agreeing to be bound by the trailing restrictions and to maintain absolute confidentiality regarding the information disclosed in these materials. The Company may alter, modify or otherwise change in any manner the contents of this presentation, without obligation to notify any persons of such change or changes. This presentation and its contents are confidential and may not be copied, published, reproduced or disseminated in any manner.

This presentation may contain certain forward looking statements within the meaning of applicable securities law and regulations. These statements include descriptions regarding the intent, belief or current expectations of the Company or its directors and officers with respect to the results of operations and financial condition of the Company. Such forward-looking statements are not guarantees of future performance and involve risks and uncertainties, and actual results may differ from those in such forward-looking statements as a result of various factors and assumptions which the Company believes to be reasonable in light of its operating experience in recent years. Many factors could cause the actual results, performances, or achievements of the Company to be materially different from any future results, performances, or achievements. Significant factors that could make a difference to the Company's operations include domestic and international economic conditions, changes in government regulations, tax regime and other statutes. The Company does not undertake to revise any forward-looking statement that may be made from time to time by or on behalf of the Company.

This presentation contains certain supplemental measures of performance and liquidity that are not required by or presented in accordance with Ind AS, and should not be considered an alternative to profit, operating revenue or any other performance measures derived in accordance with Ind AS or an alternative to cash flow from operations as a measure of our liquidity.

In no event shall Blue Dart Express Ltd., or its directors or management, be responsible to any person or entity for any loss or damage, whether direct, indirect, incidental, consequential or otherwise, arising out of access or use or dissemination of information contained in this presentation, including, but not limited to, loss of profits.

No representation, warranty, guarantee or undertaking (express or implied) is made as to, and no reliance should be placed on, the accuracy, completeness or correctness of any information, including any projections, estimates, targets and opinions, contained herein, and no liability whatsoever is accepted as to any errors, omissions or misstatements contained herein and, accordingly, none of the Company, its advisors and representative and any of its or their affiliates, officers, directors, employees or agents, and anyone acting on behalf of such persons accepts any responsibility or liability (in negligence or otherwise) whatsoever arising directly or indirectly from this presentation or its contents or otherwise arising in connection therewith.

Readers must make their own assessment of the relevance, accuracy and adequacy of the information contained in this presentation and must make such independent investigation as they may consider necessary or appropriate for such purpose. Any opinions expressed in this presentation are subject to change without notice and past performance is not indicative of future results. By attending this presentation you acknowledge that you will be solely responsible for your own assessment of the market and the market position of the Company and that you will conduct your own analysis and be solely responsible for forming your own view of the potential future performance of the Company's business.

This presentation is not for publication or distribution or release in any country where such distribution may lead to a breach of any law or regulatory requirement. The information contained herein does not constitute or form part of an offer or solicitation of an offer to purchase or subscribe for securities for sale. The distribution of this presentation in certain jurisdictions may be restricted by law and persons into whose possession this presentation comes should inform themselves about and observe any such restrictions. None of the Company's securities may be offered or sold in the United States without registration under the U.S. Securities Act of 1933, as amended, except pursuant to an exemption from registration therefrom.

This disclaimer clause and any claims arising out of the use of the information from this presentation shall be governed by the laws of India and only the courts in Mumbai, and no other courts, shall have jurisdiction over the same. By accessing this presentation, the reader accepts this.

"Blue Dart" is a registered trademark. All other trademarks, company names or logos, and product names referred to in this presentation remain the property of their respective owners.




VISION STATEMENT

BLUE DART 

To be the best and set the pace in the express air and integrated transportation and distribution industry, with a business and human conscience.

We commit to develop, reward and recognize our people who, through high quality and professional service, and use of sophisticated technology, will meet and exceed customer and stakeholder expectations profitably.

- Passionately crafted by over 600 managers in 1993



BLUE DART DIRECTORS & KEY MANAGERIAL PERSONNEL



Balfour Manuel
Managing Director



Florian Bumberger
Director
Divisional CHRO, DHL eCommerce,
Member of the DPDHL
Group HR Board.



Kavita Nair
Independent Director



R.S. Subramanian
Director
SVP/Country Manager,
DHL Express India



Dr. Vandana Aggarwal
Independent Director



Sebastian Paeßens
Director
CFO, DHL eCommerce, Member of
Deutsche Post DHL Group's Finance
Board



Sagar Patil
Chief Financial Officer



Tushar Gunderia
Head (Legal & Compliance)
& Company Secretary



BLUE DART INVESTMENT CASE SUMMARY



**Market leader in India
Express & Parcels Delivery**



Sustainable growth momentum, unique position for B2B express & eCommerce

Clear strategic direction, investing for growth

Enhancing Shareholders Wealth



KNOWING BLUE DART - INTRODUCTION



Started Operations in 1983 by three Indian entrepreneurs as partnership firm, later converted into limited company



Maiden public issue and listing in 1994



DP-DHL acquired Blue Dart in 2005 and currently holds 75% shares



Blue Dart Aviation Ltd & Concorde Air Logistics Ltd. are wholly owned subsidiary companies



Operates six Boeing 757-200 and two Boeing 737-800



People Focus: Consistently featured among the Great Places to Work For in India



High service reliability is key driver



eCommerce services were launched in 2009/ 2010



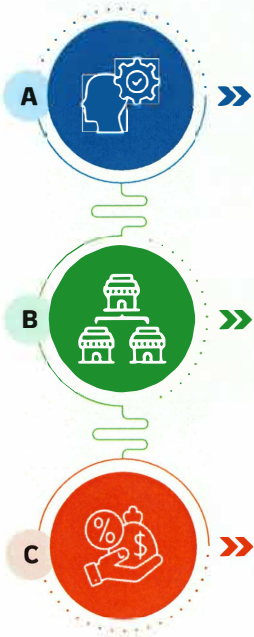
Asset light model - Trucks and facilities are on rentals



Apart from Air, the Company launched Ground services in 2008



BLUE DART AT A GLANCE



Capability

- 56,400+ Locations covered
- 6 Boeing 757-200
- 2 Boeing 737-800
- Over 14,600 employees

Subsidiaries

- Blue Dart Aviation Ltd.
- Concorde Air Logistics Ltd

FY2025-26

- **Sales** – ₹ 61,409 mn
- **EBITDA** – ₹ 6,492 mn
- **EBT** – ₹ 3,156 mn
- **404 Million shipments**
- 1,439 **thousand tonnes**

Integral part of DHL Group,
world's leading mail and
logistics company

Employer of Choice

Provider of Choice



Unparalleled Integrated
Air and Ground Network

Dominant market
leadership B2B Air Express

Strong foundation for growth
in eCommerce




BLUE DART'S LEADERSHIP IN INDIA



Blue Dart is a premium market leader in India

Key Differentiators

- 01 Own Aviation Network 
- 02 Market Leading Transit Times 
- 03 Reliability & High Service Quality 
- 04 Extensive Reach & Network 
- 05 Best – In – Class Technology 
- 06 Strong Brand Equity & Saliency 
- 07 Responsiveness to Customer 
- 08 Passionate & Committed Team 
- 09 Pioneer & Innovator 
- 10 Strong financials and “Zero Debt” Company 





All investments made in light of customer requirements

- Investments in building a robust infrastructure to meet increasing demands of a growing economy
- Blue Dart invests in engaging and retaining the best talent
- Domestic Expertise at globally benchmarked levels



Strong Brand Reflects Market Leadership

- Innovations for service excellence and customer convenience
- Strongest, advanced and most cohesive homegrown technology offerings
- The power to move from a document to a charter load



Best in class service from Blue Dart

- Offering customers one-stop convenience, offering the entire spectrum of distribution solutions
- As a trade facilitator, Blue Dart manages the seamless flow of goods in the diverse complexity of India's vast geography.

Blue Dart is a premium market leader in India. All investments & strategies are customer driven



INTEGRATED AIR AND GROUND PAN-INDIA NETWORK

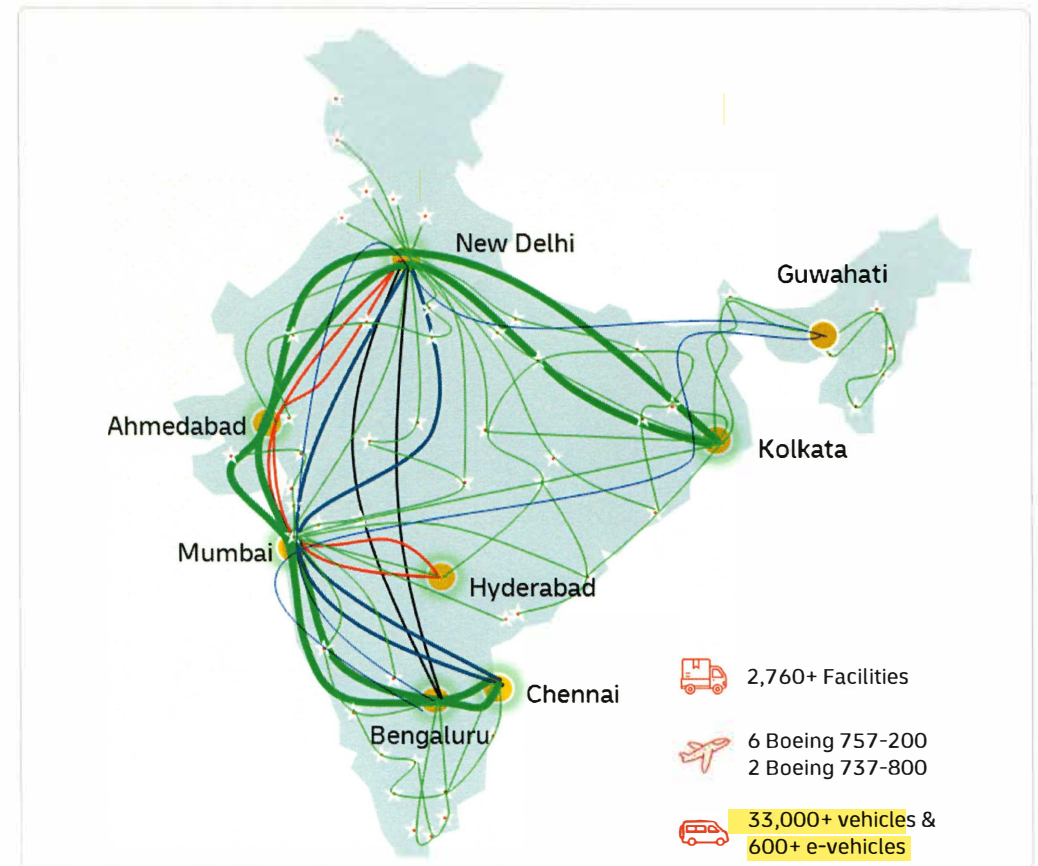


First mover in India Domestic Express



We provide clear Customer Value Proposition v/s our competitors

- **Extensive reach**
Optimized flight scheduling facilitating **late pick-ups and early deliveries**
- **Market leading transit times**
Superior control over operations resulting in **higher service reliability**



Blue Dart network is our key competitive differentiator



BLUE DART INVESTMENT CASE SUMMARY



Market leader in India
Express & Parcels Delivery



**Sustainable growth momentum,
unique position for B2B express
& eCommerce**

Clear strategic direction,
investing for growth

Enhancing
Shareholders Wealth



MAINTAIN MARKET LEADERSHIP



Blue Dart has a market leading position and has identified key levers to protect and grow the sow



Product Focus

- Surface: Vertical based solutioning and pricing.
- eCommerce: Strengthen surface small packages.



Vertical Focus

- Dedicated task force formed to increase business from major industry sectors.
- Selective penetration with business intelligence, research, forecasting & planning.



Longtail & SME Focus

- Increasing customer count and business from the SME's & MSME's base.
- Created a dedicated customer centric team to service the requirements with product solutioning.



Partner Focus

- Restructuring of partner policies to make costs variable and increase reach.
- Dedicated partner personnel are being appointed for better focus.



Service Quality

- Transit Time improvement across important OD pairs. (96 / 72 / 48 / 24)
- Major EDL / ODA locations to be merged in serviced.

We continue to aim for a balanced mix of revenue growth and profitable yield



GROWTH FOUNDATION FOR eCOMMERCE



eCommerce Customer Requirements

Competitive pricing & transit time

Real-time tracking & updates

Differentiated service offerings



Extended reach, service quality

Reverse pickup/ exchange capabilities

COD/ POS capabilities



Blue Dart eCommerce Product Features

Enhanced ground product: eCommerce Lite Surface

Blue Line (real time visibility)

Slotted deliveries



56,400+ Locations

Open & closed reverse pick-ups with exchange service

16+ payment options (Digital wallets, debit/ credit card, UPI etc.)

Blue Dart believes in growing business profitably



BLUE DART INVESTMENT CASE SUMMARY



Market leader in India
Express & Parcels Delivery



Sustainable growth
momentum, unique position
for B2B express & eCommerce

**Clear strategic direction,
investing for growth**

Enhancing
Shareholders Wealth



STRUCTURAL MARKET TRENDS



The fallout of the crisis in West Asia on India's economy

- The war has disrupted energy supply chains (crude oil, natural gas, fertilisers) due to production, storage, and transport constraints, compounded by a partial blockade of the Strait of Hormuz, causing supply shortages and higher prices that may take time to normalize even after resolution. (Apr'26)
- A temporary ceasefire has eased market pressures somewhat, leading to a moderation in crude oil prices which is fluctuating frequently.



REGULATIONS LIBERALIZATION AND SIMPLIFICATION

- Gati Shakti Master Plan: To promote multi-modal connectivity for seamless movement of people, goods and services. Along with improvements in processes, digital system, regulatory framework and human resource via National Logistics Policy.
- Make in India: To promote manufacturing and assembly in India.



ACCELERATING IMPACT OF PROCESS TECHNOLOGY AND AUTOMATION

- AI / ML solutions built on Data to drive business decisions.
- Driving efficiencies through Automation.
- Fast track implementation of digital solutions.
- Drone based last mile deliveries.




ACCELERATION OF ECOMMERCE AND MORE DEMAND FOR LAST-MILE SOLUTIONS

- Multi-channel delivery approach in eCommerce observed.
- eCommerce Policy: Aims to ensure there are more service providers available to consumers and sellers to ensure no monopolies are created.
- Open Network for Digital Commerce a GOI initiative to provide platform for eCommerce.



BLUE DART HAS A CLEAR STRATEGY TO CAPITALIZE ON THESE TRENDS



DIGITAL INTERFACE: ENABLING BETTER CUSTOMER EXPERIENCE



Shipping in just 10 minutes

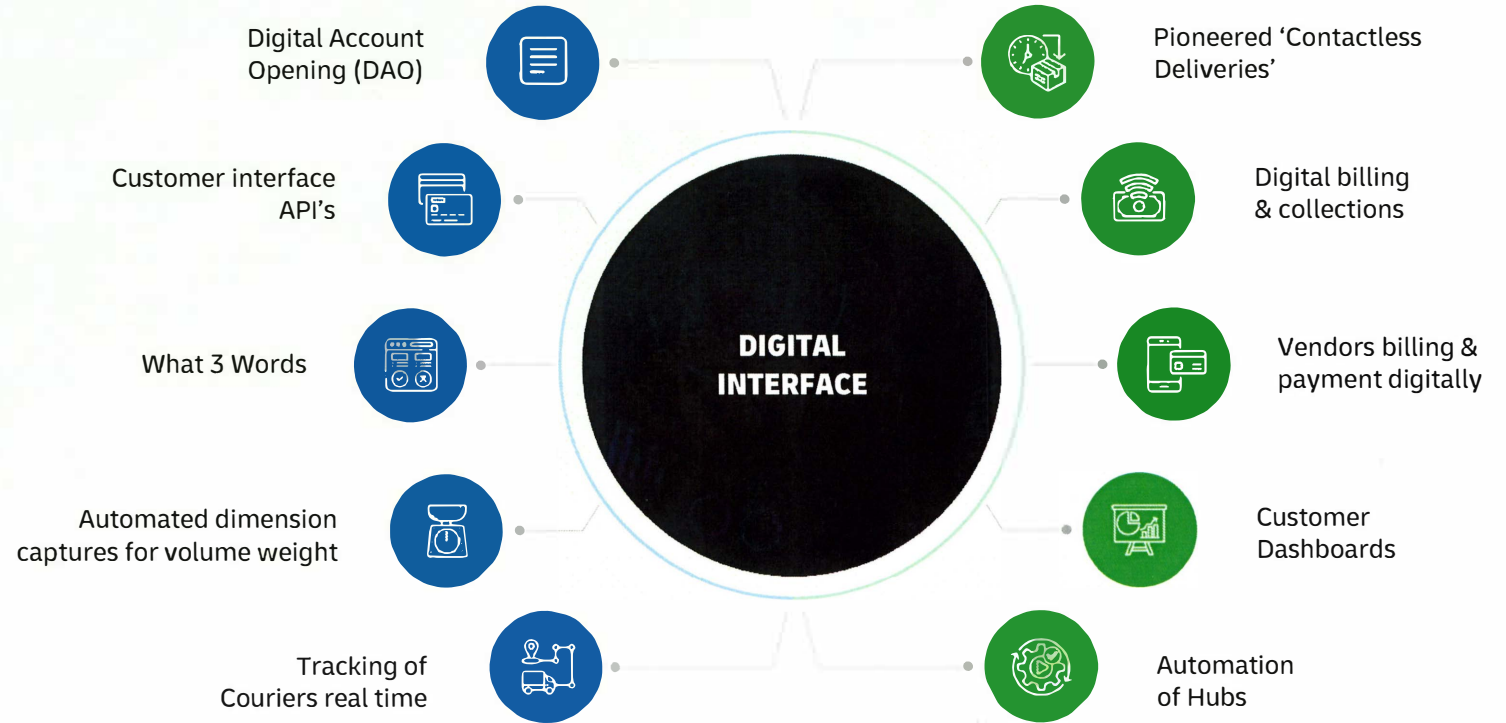
Introducing Blue Dart's new Digital Account Opening (DAO)

Here's how it works:

- 1 Create your profile
- 2 Pick a shipping plan
- 3 Complete KYC & e-sign in minutes
- 4 Recharge & start shipping!



To know more about DAO,
call 1860 233 1234 or visit our
website www.bluedart.com



Digitalisation initiatives to enhance customer experience





As part of our commitment to innovation and efficiency, drones are currently operational for deliveries in Gurugram, bringing numerous advantages, including:

- Lower Carbon Footprint:** Reduced CO₂ emissions compared to conventional delivery methods.
- Seamless Deliveries:** Avoiding traffic congestion for faster, more efficient last-mile fulfilment.
- Technological Excellence:** Demonstrating Blue Dart's commitment to cutting-edge logistics solutions.

Blue Dart continues to redefine express logistics through drone technology; ensuring speed, sustainability & service excellence



IMPACT OF CSR ACTIVITY



10,00,000
Trees Planted



2,00,00,000
Kilograms of Carbon/year
offset on maturity



20,387
Children Impacted through
Science Education Project



10,000+
Individual Awareness
Activities



7,321
Children Empowered
through Blue Edge



4,509
Children Benefitted from
Child Cancer Care Centers



60
Deaf Adults Provided
Vocational Training



2,775
Persons Vaccinated
against COVID-19



12,805
Cataract Operations



992
Households benefitted through
drinking water programme
in 10 villages



1,050
Educational Support
For Urban Slums



400
Midday Meals
for Children



4,744
Households provided supported
under Livelihood Development




1,306
Free Eye Surgeries

11.18 Cr litres
of water potential created
through watershed initiatives in
5 villages.



MEDIUM TERM INITIATIVES



- With increasing urbanization, focus on centres of production which will change post pandemic as the new growth areas.
- Focus on FMCG, Automotive, Consumer Durables and Ready Made Garments for accelerated surface growth.
- Increase pin code coverage and footprint to cover 98% of Country's GDP
- Leverage air capacities to enhance revenues-International and domestic charters
- Focus on small and medium enterprises
 - Be recognized as a trusted partner, truly understanding the customer's current and future needs
- Focus on e-tailing business
 - Strengthen the e-tailing segments profitability
- Improve digital interface with all stakeholders
- Increase automation levels across processes
 - Increase the adaptability of our product & solution portfolio
 - Simplify and standardize processes to deliver excellence
- Enhance skill development
 - Develop comprehensive people empowerment and engagement module critical for growth
- Continue to drive process efficiencies and implement quality measures like OCPM⁽¹⁾, OCPK⁽²⁾ & DSO⁽³⁾ to improve profitability
- Reduce CO₂ emission, engage in education, humanitarian and disaster response
 - Signed the CNN pledge by UNFCCC, a commitment to ambitious CO₂ reduction targets

(1) Operating Cost per Move; (2) Operating Cost per Kilo; (3) Days Sales Outstanding



LONG TERM STRATEGIES

- Achieve and maintain leadership status and pole position in both Air and Ground express segments
- Air fleet enhancement
- Leverage improved infrastructure including Freight Corridors/Logistics Parks
- Pursue product and service innovation
- Digitally enabled solutions and workforce
- Create state-of-the-art infrastructure
- Stay ahead of the curve by continuously investing in, and adopting, next generation technologies
- Aggressively invest in human capital development
- Develop leadership pipeline
- Continue to be the industry leader in delivering the triple bottom line and increase CO2 efficiency
- Socially responsible corporate- Blue Dart is aligned on the ESG journey

Maintain and
Grow Market Leadership



BLUE DART INVESTMENT CASE SUMMARY



Market leader in India
Express & Parcels Delivery



Sustainable growth
momentum, unique position
for B2B express & eCommerce

Clear strategic direction,
investing for growth

**Enhancing
Shareholders Wealth**





Value Creation

- High returns to shareholders and Debt free structure

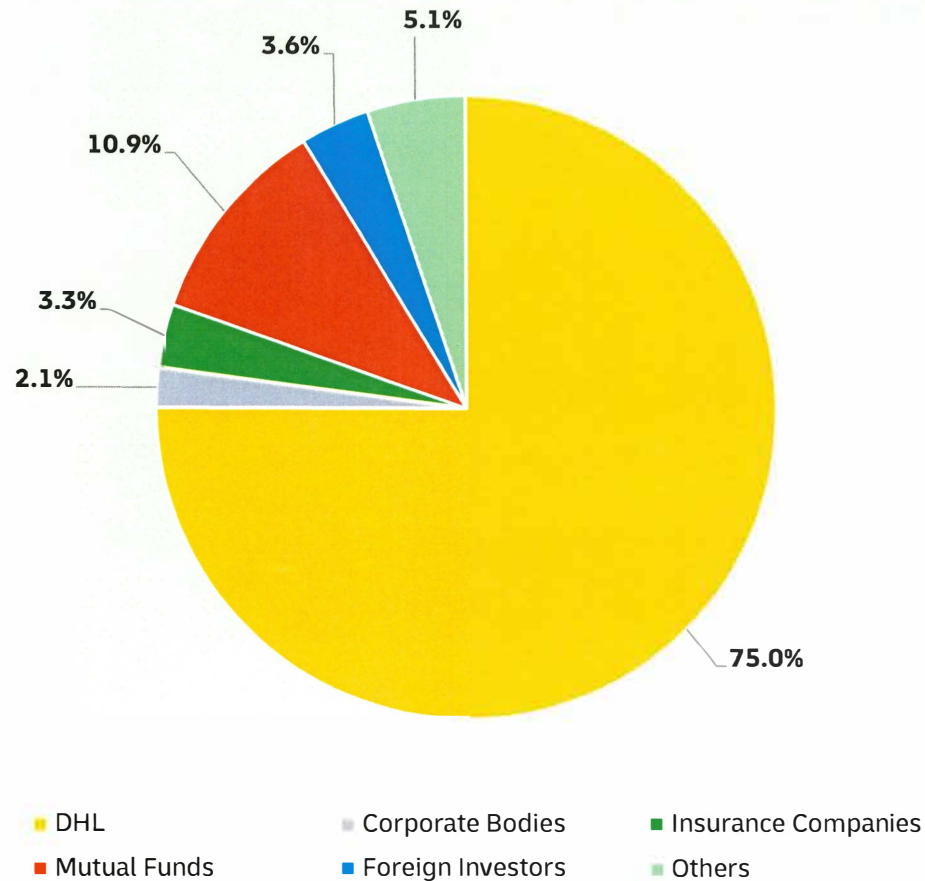


Dividend Paid

- Dividend of Rs. 25/- per share recommended for the F.Y. 2025-26, subject to Shareholders approval.
- Dividend of Rs. 25/- per share paid to Shareholders for the F.Y. 2024-25
- Dividend of Rs. 25/- per share paid to Shareholders for the F.Y. 2023-24
- Dividend of Rs. 30/- per share paid to Shareholders for the F.Y.2022-23.
- Total dividend (Interim & Final) of Rs. 60/- per share paid to Shareholders for the F.Y.2021-22.



SHAREHOLDING PATTERN: MARCH 31, 2026



Major Mutual Funds	
Derive Trading & Group	2.10%
HDFC	7.62%
Kotak Mutual Fund	1.86%
Major FPI	
Vanguard	1.0%
Robeco Capital	0.5%
Ishares	0.5%
Major Insurance Companies	
ICICI Pru Life	2.2%
HDFC Life	0.6%
Bajaj Life	0.3%



CONSISTENT PROFITABLE GROWTH TRACK RECORD

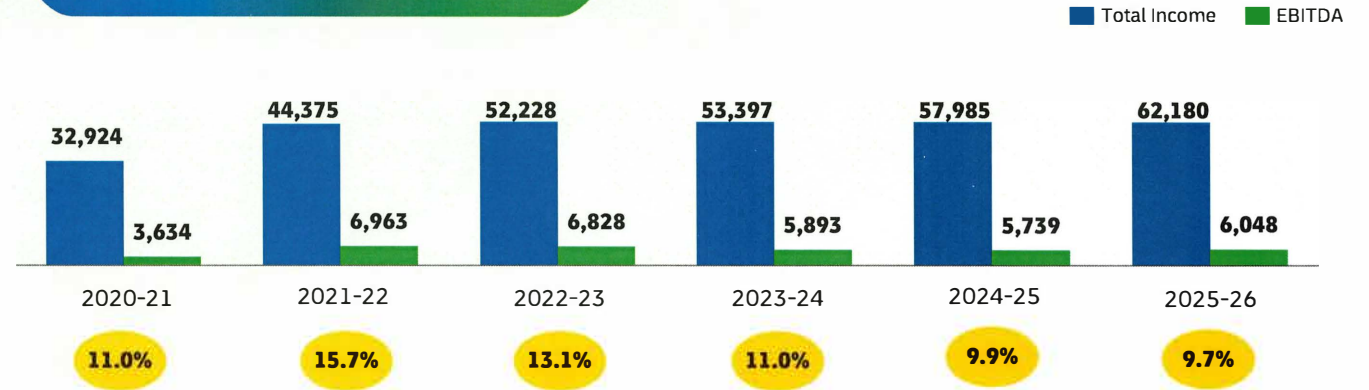


₹ Mn

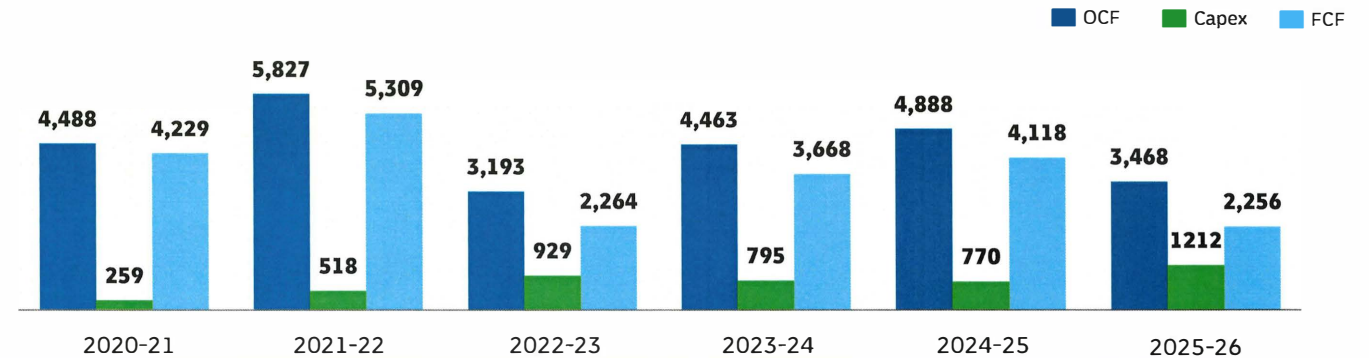
CONSISTENT REVENUE GROWTH


Revenue and Profitability

EBDITA Margin




Consistent Cash Flow Generation and Growth Investment



Blue Dart Focuses on Consistent Profitability



QUARTER-WISE PERFORMANCE (STANDALONE)

₹ Mn

Particulars	2024-25					2025-26				
	Q1	Q2	Q3	Q4	Year	Q1	Q2	Q3	Q4	Year
	(Apr-Jun)	(Jul-Sep)	(Oct-Dec)	(Jan-Mar)	(Apr-Mar)	(Apr-Jun)	(Jul-Sep)	(Oct-Dec)	(Jan-Mar)	(Apr-Mar)
Revenue from operations	13,427	14,485	15,117	14,173	57,202	14,419	15,493	16,162	15,335	61,409
EBITDA (before exceptional items)	1,286	1,409	1,658	1,386	5,739	1,208	1,765	2,089	1,429	6,492
Margin	9.44%	9.60%	10.83%	9.64%	9.90%	8.26%	11.25%	12.78%	9.21%	10.44%
EBT (before exceptional items)	693	820	1,064	782	3,359	632	1,066	1,253	649	3,599
Margin	5.09%	5.58%	6.95%	5.44%	5.79%	4.32%	6.79%	7.66%	4.18%	5.79%
Exceptional item *	-	-	-	-	-	-	-	442	1	444
EBT (after exceptional items)	693	820	1,064	782	3,359	632	1,066	810	647	3,156
Margin	5.09%	5.58%	6.95%	5.44%	5.79%	4.32%	6.79%	4.96%	4.17%	5.07%
Tax Expense	178	212	273	250	912	163	271	110	215	759
EAT	515	608	791	532	2,446	469	795	700	432	2,397
Margin	3.78%	4.14%	5.17%	3.70%	4.22%	3.21%	5.07%	4.28%	2.79%	3.85%
EPS (in ₹)	21.72	25.60	33.35	22.43	103.10	19.78	33.50	29.52	18.22	101.02

* Recognition of increased expenses arising from the implementation of the Labour Codes based on its best judgment during the quarter ended December 31, 2025



QUARTER-WISE PERFORMANCE (CONSOLIDATED)



₹ Mn

Particulars	2024-25					2025-26				
	Q1	Q2	Q3	Q4	Year	Q1	Q2	Q3	Q4	Year
	(Apr-Jun)	(Jul-Sep)	(Oct-Dec)	(Jan-Mar)	(Apr-Mar)	(Apr-Jun)	(Jul-Sep)	(Oct-Dec)	(Jan-Mar)	(Apr-Mar)
Revenue from operations	13,427	14,485	15,117	14,173	57,202	14,419	15,493	16,162	15,335	61,409
EBITDA (before exceptional items)	2,113	2,267	2,512	2,254	9,146	2,055	2,616	2,914	2,340	9,925
Margin	15.63%	15.56%	16.49%	15.77%	15.87%	14.15%	16.78%	17.92%	15.14%	16.05%
EBT (before exceptional items)	720	849	1,093	810	3,472	659	1,093	1,229	727	3,708
Margin	5.33%	5.83%	7.17%	5.67%	6.03%	4.54%	7.01%	7.55%	4.70%	6.00%
Exceptional item *	-	-	-	-	-	-	-	439	1	440
EBT (after exceptional items)	720	849	1,093	810	3,472	659	1,093	790	725	3,268
Margin	5.33%	5.83%	7.17%	5.67%	6.03%	4.54%	7.01%	4.86%	4.69%	5.28%
Tax Expense	186	221	283	259	948	171	279	107	237	794
EAT	534	628	810	552	2,524	488	814	683	488	2,474
Margin	3.95%	4.31%	5.32%	3.86%	4.38%	3.36%	5.22%	4.20%	3.16%	4.00%
EPS (in ₹)	22.51	26.49	34.14	23.24	106.38	20.58	34.30	28.79	20.59	104.26

* Recognition of increased expenses arising from the implementation of the Labour Codes based on its best judgment during the quarter ended December 31, 2025



WAY FORWARD: OPPORTUNITIES GALORE



Government Focus On Logistics



Government focus on multi-modal connectivity to boost logistics sector



Dedicated Corridor – Road



Aatma Nirbhar Bharat, Make in India thrust



Benefits from GST- better compliances, centralization of distribution



Drone deliveries



Multiple/ Expansion of Airports



National Logistics Policy



Improvement in Road infrastructure



eCommerce Policy



Electric Vehicles



Dedicated Freight Corridor - Railways and Logistics Parks



Open Network for Digital Commerce

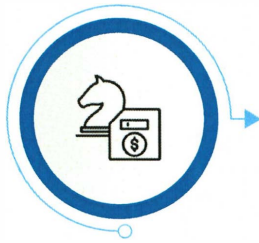
Having laid the strong foundation through reforms, Exciting times ahead



WRAP-UP




Leadership in Air & Ground Express



Blue Dart is in a strong position – strategically and financially



Strong focus on Profitable Growth, cash flow and balance sheet allows healthy balance of growth investments & shareholder returns



BLUE DART ***DHL***

BLUE DART

Call: 1800 231 1234 Track@www.bluedart.com

BLUE DART ***DHL***

MH.01.CR.4869

THANK YOU

