

28th May, 2026

To,
Department of Corporate Services
BSE Limited,
P. J. Towers, Dalal Street,
Mumbai - 400 001

Security Code: 542460
Security ID: ANUP

To,
Listing Department
National Stock Exchange of India Limited,
Exchange Plaza, 5th Floor Plot No. C/1,
G. Block Bandra - Kurla Complex,
Bandra (E), Mumbai - 400 051

Symbol: ANUP

Dear Sir/Madam,

Sub.: Investor Presentation on Audited Financial Results of the Company for the quarter and year ended on 31st March, 2026

Ref.: Regulation 30 of the SEBI (Listing Obligations and Disclosure Requirements) Regulations, 2015

Pursuant to Regulations 30 of the SEBI (Listing Obligations and Disclosure Requirements) Regulations, 2015, we enclose herewith Investor Presentation issued by the Company in respect of Audited Financial Results of the Company for the quarter and year ended 31st March, 2026.

The copy of Investor Presentation will also be made available on Company's website i.e. <https://www.anupengg.com/quarterly-report/>.

You are requested to take the above on your records.

Thanking you,

Yours faithfully,
For, The Anup Engineering Limited

Desai Lay
Digitally signed by Desai Lay
Date: 2026.05.28 14:14:16
+05'30'

Lay Desai
Company Secretary
Membership No.: A57117

Encl.: As Above




The Anup Engineering Ltd.

Investor Presentation

Q4 & FY26

28th May 2026 | Ahmedabad





SAFE HARBOUR

Certain statements contained in this document may be statements of future expectations and other forward looking statements that are based on management's current view and assumptions and involve known and unknown risks and uncertainties that could cause actual results, performance or events to differ materially from those expressed or implied in such statements. None of The Anup Engineering Limited or any of its affiliates, advisors or representatives shall have any liability whatsoever (in negligence or otherwise) for any loss howsoever arising from any use of this document or its content or otherwise arising in connection with this document.

This document does not constitute an offer or invitation to purchase or subscribe for any shares and neither it nor any part of it shall form the basis of or be relied upon in connection with any contract or commitment whatsoever.



CONTENTS

1. Operational Highlights
2. Financial Performance – Q4 & FY26
3. Outlook for FY27
4. Annexures



OPERATIONAL 01 HIGHLIGHTS



HIGHLIGHTS FOR FY26

- Anup achieves highest ever Revenue & EBITDA of ₹822 Cr and ₹174 Cr respectively
- Continues to achieve guided margin of 21%, which is Industry leading
- Healthy Orderbook of ₹769 Cr (including LOI of ₹146 Cr) which has improved over last year
- Vadodara engineering office is fully operational, to support on engineering design front and fully geared for generating revenue in coming year
- Anup's Technical services arm (the Service Module) has started executing orders with initial traction (~10 POs) and a clear scale-up roadmap. This is a higher margin and higher ROCE business.
- Commissioned Phase-II at Kheda Plant (now total Revenue Potential of ₹400 to 450 Cr p.a. for Kheda), ensuring capacity till FY27
- Entered the nuclear energy segment with a strategic order win from a leading EPC player in India, marking a significant step in diversifying into high-growth, future-oriented sectors
- First order secured for critical heat exchangers in the thermal power segment from a reputed Indian EPC, opening avenues for future growth
- First order being executed for a patented clean energy storage technology through an European technology company. Repeat order received and has the probability for long term business opportunities




CONSOLIDATED SECTORIAL REVENUE SHARE IN FY26

% Shows share in Business



39%

Oil & Gas



8%

Hydrogen



9%

Fertilizer



32%

Petrochemicals



12%

**Chemicals &
Centrifuge & Silos**



FINANCIAL PERFORMANCE – 02 FY26



FINANCIAL INDICATORS – CONSOLIDATED P&L

INR in Cr

Particulars	FY26	FY25	Change YoY%	Q4 FY26	Q4 FY25	Change QoQ%
Revenue from operation	822.3	732.8	12.2%	207.9	221.7	-6.2%
EBIDTA	174.2	165.2	5.4%	38.2	49.6	-23.0%
EBIDTA %	21.2%	22.5%		18.4%	22.4%	
PBT	139.3	143.2	-2.7%	28.7	43.4	-33.9%
PBT %	16.9%	19.5%		13.8%	19.6%	
PAT	110.4	118.3	-6.7%	26.5	31.5	-15.9%
PAT %	13.4%	16.1%		12.8%	14.2%	

- EBITDA Margin is within the guided range (20%+).
- PBT growth is lower on account of higher net interest cost & Depreciation.
- PAT includes exceptional expense of Gratuity ₹1.45 Cr (Labour Code) & Tax reversal of ₹5.33 Cr .



CONSOLIDATED BALANCE SHEET – AS ON 31ST MAR, 2026

INR in Cr

Particulars	Mar-26	Mar-25
Share Capital	20.0	20.0
Other Equity	671.0	591.9
Net Worth	691.0	612.0
Deferred Tax Liability	9.7	11.0
Long Term Borrowings	33.9	8.2
Short Term Borrowings	73.9	21.2
Non Current Liabilities	7.9	8.4
Current Liabilities	154.3	265.4
Total (A)	970.7	926.2
Net Fixed Assets and CWIP	393.0	362.3
Intangible Assets	7.1	10.4
Other Non-Current Asset	6.1	8.2
Total Non Current Assets	406.2	380.9
Current Assets	564.5	545.3
Total (B)	970.7	926.2



CONSOLIDATED REVENUE BIFURCATION FY26

Product	FY26	
	INR in Cr	in %
Heat Exchangers	443.2	53.8%
Vessels	267.1	32.5%
Towers & Reactors	49.9	6.1%
Tank & Silos	26.3	3.2%
Centrifuge & Others	35.8	4.4%
Total	822.3	100.0%

Market	FY26	
	INR in Cr	in %
Domestic	396.7	48.1%
Exports	395.1	48.2%
DE/SEZ	30.5	3.7%
Total	822.3	100.0%



03 **OUTLOOK FOR**
FY27



OUTLOOK FOR FY27

- Healthy pending orderbook of ₹769 Cr including LOI of ₹146 Cr – available for billing in FY27.
- Orderbook between Exports (40%) and Domestic (60%), suggesting pick up in domestic demand.
- Encouraging Order inquiry pipeline of ₹1,200 Cr, to help build the orderbook for FY27 & FY28.
- Phase-2 at Kheda Plant was commissioned end of Jan-26 enhancing the overall total revenue potential of Kheda plant up to ₹450 Cr. This enhances the overall capacity to about 20,000MT/Yr with a revenue potential of ~1200Cr/annum
- Foray into the Nuclear, Thermal energy and clean energy storage segment, positions the company well to enhance capabilities, diversify revenues, and strengthen its long-term growth outlook.
- The company wishes to strategically grow the Technical services business vertical to enhance profitability.
- The company has been strategizing to get into skids pkg business for some time and has successfully bagged its 1st order for skid package (equipment + structure + instruments) for a project in Middle East. Once executed, this experience should open up new opportunities.
- Amid heightened geopolitical volatility, the Company is prioritizing stability, consolidation, and strengthened risk management to safeguard performance.



PENDING ORDERBOOK FOR FY27

Product Category	INR in Cr	in %
Heat Exchangers	363.5	47.3%
Vessels	272.5	35.4%
Towers & Reactors	8.1	1.1%
Storage Tank & Silos	95.2	12.4%
Centrifuge & Others	29.6	3.8%
Total	768.9	100.0%

Market	INR in Cr	in %
Domestic	462.0	60.1%
Exports	306.9	39.9%
Total	768.9	100.0%

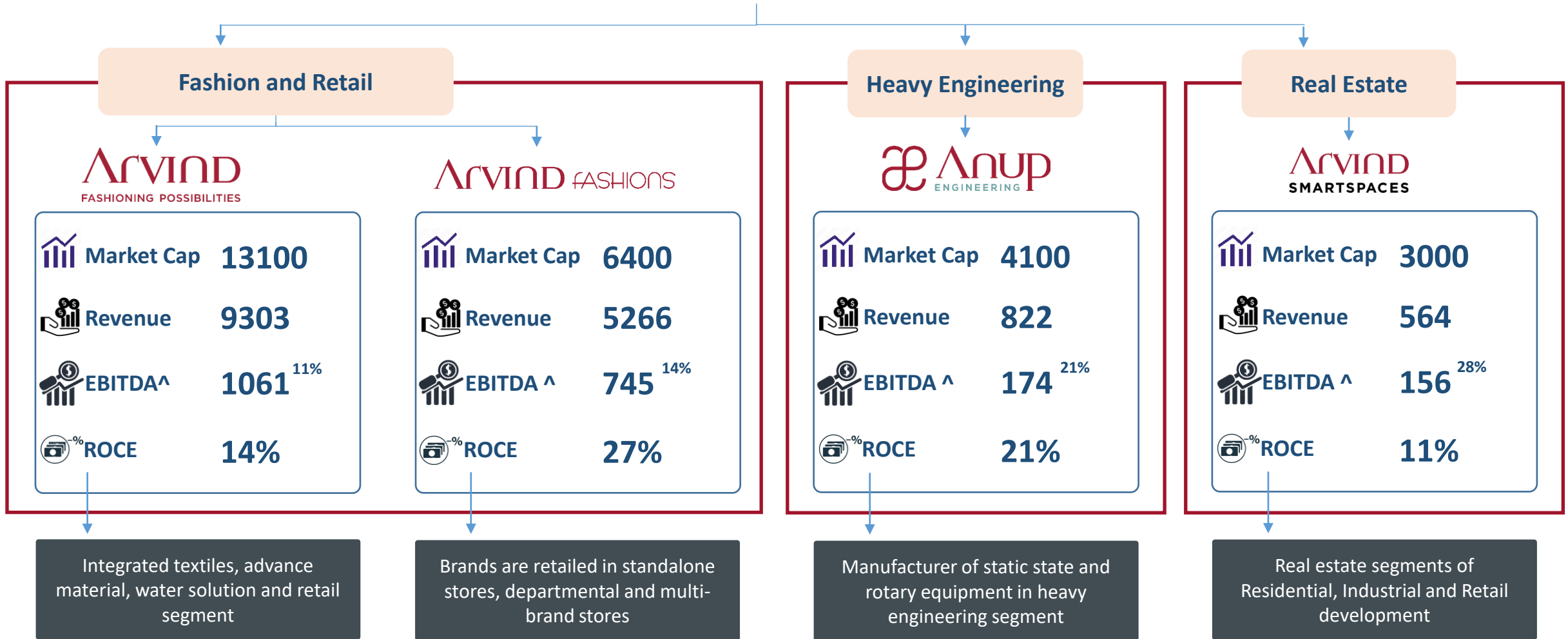


04 ANNEXURES



SNAPSHOT OF ARVIND'S LISTCOS – PART OF LALBHAI GROUP

WITH TOTAL MARKET CAP OF INR 26,600 CR

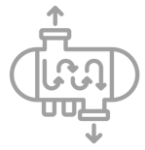


[^]The superscripted number represents EBITDA margin in % terms | Market cap represent highest of 21st to 27th May, 2026 | Financial performance is as on FY26



62 YEARS OF EXPERIENCE (ESTABLISHED IN 1962)

Established in 1962 Anup Engineering is engaged in manufacturing an extensive product range, which includes:



Heat Exchangers



Industrial Centrifuges



Reactors & Separators



Silos



Pressure Vessels & Drums



Piping spools and Custom Fabrication



Columns & Towers

A net debt free company

Listed company on Indian Stock Exchanges (BSE & NSE)

Annual Sales in FY26

₹822 Cr



INDUSTRIES WE SERVE



1



**OIL &
GAS**

2



FERTILIZER

3



**SPECIALTY
CHEMICALS**

4



**WATER /
WASTEWATER**

5



REFINERY

6



LNG

7



HYDROGEN

8



PETROCHEMICALS

9



POWER

10



NUCLEAR



OUR MANUFACTURING LOCATIONS

MANUFACTURING PLANTS

GUJARAT

- Ahmedabad
- Kheda

TAMIL NADU

- Chennai (Mabel Engineering, a 100% subsidiary of TAEI)

PORTS

WESTERN REGION PORTS

Distances to sea ports from Gujarat Location

KANDLA PORT

- 350 km / 220 miles

MUNDRA PORT

- 400 km / 250 miles

NHAVA SHEVA PORT, NAVI MUMBAI

- 550 km / 340 miles

ENGINEERING CENTRE

GUJARAT

- Vadodara

EASTERN REGION PORTS

Distances to sea ports from Mabel

CHENNAI PORT

- 50 km / 30 miles

STRATEGIC LOCATION CONNECTING TO ALL MAJOR TUBE MANUFACTURERS

- 40 km / 25 miles (approximate)






MANUFACTURING PLANT: AHMEDABAD

HIGHLIGHTS

- Total shop area: 45,000 m²
- Covered area (under the hook): 23,000 m²
- Under the hook height: up to 15 m
- Maximum diameter: 5.5 m (Transportation Limitation)
- Production length: up to 50 m
- Weight capacity: up to 500 MT for single-piece equipment



ISO 8 Class Clean Room for
Exotic Material Fabrication (500 m² Area)



MANUFACTURING PLANT: KHEDA

HIGHLIGHTS

- Total shop area: 125,000 m²
- Covered area (under the hook): 10,000 m² PHASE 1+
- Under the hook height: up to 17 m
- Maximum diameter: 8.5 m (Transportation Limitation)
- Production length: up to 100 m
- Weight capacity: up to 1000 MT for single-piece equipment
- Operational from June 2023

Phase 1 (2 bays) - commissioned in June 2023

Phase 2A (2 bays) – One full bay is commissioned in Q2 FY26 and one open bay is commissioned in Jan'26

Phase 3 (3 bays) – Future Plan





MANUFACTURING PLANT: MABEL

HIGHLIGHTS

- Total shop area: 20,000 m²
- Covered area (under the hook): 5,100 m²
- Under the hook height: up to 10 m
- Maximum diameter: 5.0 m (Larger dimensions Site fab)
- Weight capacity: up to 75 MT
- U Stamp Certified
- Manufactures and qualified under EIL for SILOS.
- Has Site fabrication capabilities





LICENSES & COLLABORATIONS



GERMANY POLYMERIZATION REACTORS (Licensee)



ITALY: EM BAFFLE HEAT EXCHANGERS (Licensee)



NETHERLANDS: HELIXCHANGERS (Licensee)





OUR ENGINEERING CAPABILITIES

At The Anup Engineering Limited, we pride ourselves on **our commitment to excellence and adherence to global standards**. As a leading engineering solutions provider, we recognize the importance of compliance with internationally recognized codes and standards. **Our expertise spans a wide range of regulatory frameworks**, ensuring that our designs and solutions meet the stringent requirements of various countries and industries. By staying up-to-date with the latest codes and standards, we deliver world-class engineering solutions that prioritize safety, quality, and reliability.

CODES AND STANDARDS

- ASME Sec I
- ASME Sec VIII Div. I & II
- EN 13445 / PED
- GOST R / TRCU
- IBR
- TEMA / API
- AD-2000 Merkblatt HP0
- CRN (Canada)
- ARH (Algeria)
- SAS (South Africa)
- NR 13 (Brazil)
- AS (Australia)
- DOSH (Malaysia)





OUR DESIGNING CAPABILITIES

Our team of experts boasts **specialized skills in Thermal & Mechanical Design, Vibration Analysis, Finite Element Analysis (FEA), and 3D Modelling**. This diverse range of expertise enables us to tackle complex engineering challenges with ease, providing our clients with comprehensive solutions that address their specific needs. Whether it's optimizing thermal performance, analyzing vibrational dynamics, or creating intricate 3D models, our team of specialists is dedicated to delivering precise engineering solutions that meet the highest standards of quality and accuracy.

SOFTWARE

- HTRI (Xist & X Vib; Version 8 SP3)
- ANSYS 18 & NozzlePRO
- PVElite
- Autopipe (Microprotol)
- PDS (Inventor)
- 3D PV
- AutoCAD



 **Anup**
ENGINEERING

THANK YOU !!

The Anup Engineering Limited
Behind 66 KV Electric Sub station, Odhav Road,
Ahmedabad - 382415, Gujarat India

Investor Relations Team:

Mr. Satya Prakash Mishra
Head of Investor Relations
Email: satyaprakash.mishra@arvind.in
M: +917036228882

T: +9179 4025 8900

Email: investorconnect@anupengg.com

Website: www.anupengg.com



www.anupengg.com