Regd. Office: Sai Hira, Survey No. 93,
Mundhwa, Pune - 411 036, India.
Tel: +91 (20) 6645 8000

DEEPAK FERTILISERS
AND PETROCHEMICALS
CORPORATION LIMITED

5th November, 2025

The Secretary	Listing Department
BSE Limited	National Stock Exchange of India Ltd.
Phiroze Jeejeebhoy Towers,	Exchange Plaza,
Dalal Street, Fort,	Bandra - Kurla Complex, Bandra (E)
Mumbai – 400 001	Mumbai – 400 051
BSE Code: 500645	NSE Code: DEEPAKFERT

Dear Sir/ Madam,

Sub: Outcome of the Board Meeting held on 5th November, 2025

In terms of provisions of Regulation 30 and 33 (read with Part A of Schedule III) and other applicable provisions of the SEBI (Listing Obligations and Disclosure Requirements) Regulations, 2015, this is to inform you that the Board of Directors of the Company at their meeting held today, i.e., 5th November, 2025, have approved the Unaudited Standalone and Consolidated Financial Results for the quarter and half year ended 30th September, 2025. A copy of the aforesaid results along with Limited Review Report of the Statutory Auditors thereon is enclosed.

Also enclosed is the copy of the Press Release and Earnings Presentation being made on the aforesaid financial results.

The meeting commenced at 11.00 a.m. and concluded at 2:20 p.m.

We request you to take the same on your record.

Thanking you,
Yours faithfully,

For Deepak Fertilisers
And Petrochemicals Corporation Limited

RABINDRA KUMAR PUROHIT
Digitally signed by RABINDRA KUMAR PUROHIT
Date: 2025.11.05 14:23:13 +05'30'

Rabindra Purohit
VP – Legal, Compliance & Company Secretary
Membership No.: FCS 4680

Encl: as above.

P G BHAGWAT LLP
Chartered Accountants
LLPIN: AAT-9949

HEAD OFFICE
Suites 102, 'Orchard'
Dr. Pai Marg, Baner, Pune – 45
Tel (O): 020 – 27290771/1772/1773
Email: pgb@pgbhagwatca.com
Web: www.pgbhagwatca.com

Independent Auditors' Review Report

on the unaudited quarter and half year ended standalone financial results of Deepak Fertilisers and Petrochemicals Corporation Limited Pursuant to the Regulation 33 of the SEBI (Listing Obligations and Disclosure Requirements) Regulations, 2015

To
The Board of Directors
Deepak Fertilisers and Petrochemicals Corporation Limited
Sai Hira, Survey No. 93,
Mundhwa, Pune – 411036,
Maharashtra, India

1. We have reviewed the accompanying Statement of Unaudited Standalone Financial Results of Deepak Fertilisers and Petrochemicals Corporation Limited ("DFPCL" or the Company) for the quarter and half year ended September 30, 2025 ("the Statement") being submitted by the Company pursuant to the requirement of Regulation 33 of the SEBI (Listing Obligations and Disclosure Requirements) Regulations, 2015, as amended ("Listing Regulations").

2. This Statement, which is the responsibility of the Company's Management and approved by the Company's Board of Directors, has been prepared in accordance with the recognition and measurement principles laid down in Indian Accounting Standard 34 "Interim Financial Reporting" ("Ind AS 34"), prescribed under Section 133 of the Companies Act, 2013, and other accounting principles generally accepted in India. Our responsibility is to express a conclusion on the Statement based on our review.

3. We conducted our review of the Statement in accordance with the Standard on Review Engagements (SRE) 2410 "Review of Interim Financial Information Performed by the Independent Auditor of the Entity", issued by the Institute of Chartered Accountants of India. This standard requires that we plan and perform the review to obtain moderate assurance as to whether the Statement is free of material misstatement. A review is limited primarily to inquiries of company personnel and analytical procedure applied to financial data and thus provides less assurance than an audit. We have not performed an audit and accordingly, we do not express an audit opinion.

4. Based on our review conducted as above, nothing has come to our attention that causes us to believe that the accompanying Statement prepared in accordance with applicable accounting standards and other recognized accounting practices and policies has not disclosed the

information required to be disclosed in terms of Regulation 33 of the SEBI (Listing Obligations and Disclosure Requirements) Regulations, 2015 including the manner in which it is to be disclosed, or that it contains any material misstatement.

For **P G BHAGWAT LLP**
Chartered Accountants
Firm's Registration Number: 101118W/W100682

ABHIJEET BHAGWAT
Digitally signed by ABHIJEET BHAGWAT
Date: 2025.11.05 13:03:32 +05'30'

Abhijeet Bhagwat
Partner
Membership Number: 136835
UDIN: 25136835BMLYWM8200

Pune
November 05, 2025

DEEPAK FERTILISERS AND PETROCHEMICALS CORPORATION LIMITED CIN: L24121MH1979PLC021360

Registered & Corporate Office : Sai Hira, Survey No 93, Mundhwa, Pune-411 036,

Website: www.dfpcl.com, Investors relation contact: investorgrievance@dfpcl.com; Phone: +91-20-66458094.

PART I (Amounts in Rs Lakhs unless otherwise stated)

STATEMENT OF UNAUDITED STANDALONE FINANCIAL RESULTS FOR THE QUARTER AND HALF YEAR ENDED 30 SEPTEMBER 2025

Sr. No.	Particulars	Quarter Ended			Half Year Ended		Year Ended
		30 September 2025	30 June 2025	30 September 2024	30 September 2025	30 September 2024	31 March 2025
	(Refer Notes Below)	(Unaudited)	(Unaudited)	(Unaudited)	(Unaudited)	(Unaudited)	(Audited)
1	Income						
	(a) Revenue from operations	50,495	58,366	53,084	1,08,861	98,300	1,95,068
	(b) Other income	862	2,806	3,359	3,668	6,524	25,377
	Total income	51,357	61,172	56,443	1,12,529	1,04,824	2,20,445
2	Expenses						
	(a) Cost of materials consumed	29,126	32,675	30,737	61,801	56,617	1,12,998
	(b) Purchases of stock-in-trade	7,559	4,323	2,382	11,882	4,050	14,126
	(c) Changes in inventories of finished goods and stock-in-trade	(2,334)	1,260	(1,371)	(1,074)	(759)	(2,177)
	(d) Employee benefits expense	2,515	3,194	3,861	5,709	6,973	12,367
	(e) Finance costs	792	716	1,084	1,508	2,044	3,933
	(f) Depreciation and amortisation expense	2,241	2,163	2,225	4,404	4,262	8,597
	(g) Other expenses (net)	4,746	5,158	4,117	9,904	8,545	18,715
	Total expenses	44,645	49,489	43,035	94,134	81,732	1,68,559
3	Profit / (loss) before tax (1-2)	6,712	11,683	13,408	18,395	23,092	51,886
4	(a) Current tax	1,598	2,987	3,332	4,585	5,713	10,084
	(b) Deferred tax	110	11	61	121	230	502
	Total tax expense / (reversal)	1,708	2,998	3,393	4,706	5,943	10,586
5	Net profit / (loss) after tax (3-4)	5,004	8,685	10,015	13,689	17,149	41,300
6	Other comprehensive income						
	Items that will not be reclassified to profit or loss						
	Remeasurement of defined benefit obligations	(62)	(62)	(225)	(124)	(319)	(256)
	Income tax relating to this item	16	15	57	31	80	65
	Items that will be reclassified to profit or loss						
	Cash flow hedge	(2,250)	(1,533)	(498)	(3,783)	179	531
	Income tax relating to this item	566	386	125	952	(45)	(134)
	Total other comprehensive income, net of tax	(1,730)	(1,194)	(541)	(2,924)	(105)	206
7	Total comprehensive income (5+6)	3,274	7,491	9,474	10,765	17,044	41,506
8	Paid-up Equity Share Capital (Face Value of Rs.10/- each)	12,624	12,624	12,624	12,624	12,624	12,624
9	Earnings Per Share (EPS) (not annualised for quarter ended) (face value of Rs.10 each)						
	(a) Basic (In Rs.)	3.96	6.88	7.93	10.84	13.58	32.72
	(b) Diluted (In Rs.)	3.96	6.88	7.93	10.84	13.58	32.72

DEEPAK FERTILISERS AND PETROCHEMICALS CORP. LTD. Pune

DEEPAK FERTILISERS AND PETROCHEMICALS CORPORATION LIMITED CIN: L24121MH1979PLC021360
Registered & Corporate Office : Sai Hira, Survey No 93, Mundhwa, Pune-411 036,
Website: www.dfpcl.com, Investors relation contact: investorgrievance@dfpcl.com; Phone: +91-20-66458094.

Sr. No.	STATEMENT OF ASSETS AND LIABILITIES	(Amounts in Rs Lakhs unless otherwise stated)	
	Particulars	Standalone	
		30 September 2025	31 March 2025
		(Unaudited)	(Audited)
A	ASSETS		
1	**Non-current assets**		
	(a) Property, plant and equipment	61,018	61,559
	(b) Capital work in progress	65,030	20,673
	(c) Investment property	28,657	28,881
	(d) Right of use assets	9,313	9,901
	(e) Other intangible assets	2,613	2,591
	(f) Intangible assets under development	391	462
	(g) Financial assets		
	(i) Investments	1,57,011	1,17,011
	(ii) Loans	-	36,507
	(iii) Other financial assets	4,612	5,529
	(h) Income tax assets (net of provisions)	9,598	9,602
	(i) Other non-current assets	16,937	22,394
	Total non-current assets	**3,55,180**	**3,15,110**
2	**Current assets**		
	(a) Inventories	14,879	18,034
	(b) Financial assets		
	(i) Investments	36,846	60,167
	(ii) Trade receivables	16,725	26,423
	(iii) Cash and cash equivalents	2,349	8,682
	(iv) Bank balances other than cash and cash equivalents	3,155	2,818
	(v) Loans	13,870	418
	(vi) Other financial assets	1,186	6,713
	(c) Other current assets	7,271	6,712
	Total current assets	**96,281**	**1,29,967**
	TOTAL ASSETS	**4,51,461**	**4,45,077**
B	EQUITY & LIABILITIES		
1	**Equity**		
	(a) Equity share capital	12,624	12,624
	(b) Other equity	3,33,851	3,35,710
	Total equity	**3,46,475**	**3,48,334**
2	**Liabilities**		
	Non-current liabilities		
	(a) Financial liabilities		
	(i) Borrowings	36,077	10,833
	(ii) Lease liabilities	1,147	1,612
	(iii) Other financial liabilities	3,624	4,132
	(b) Provisions	2,924	2,762
	(c) Deferred tax liabilities (net)	4,053	4,915
	Total non-current liabilities	**47,825**	**24,254**
	Current liabilities		
	(a) Financial liabilities		
	(i) Borrowings	6,160	28,126
	(ii) Lease liabilities	1,585	1,568
	(iii) Trade payables		
	(a) total outstanding dues of micro and small enterprises	2,007	1,906
	(b) total outstanding dues of creditors other than micro and small enterprises	20,910	20,961
	(iv) Other financial liabilities	16,140	11,078
	(b) Other current liabilities	4,934	4,013
	(c) Provisions	4,878	4,837
	(d) Current tax liabilities (net of advance income taxes)	547	-
	Total current liabilities	**57,161**	**72,489**
	Total liabilities	**1,04,986**	**96,743**
	TOTAL EQUITY AND LIABILITIES	**4,51,461**	**4,45,077**

DEEPAK FERTILISERS AND PETROCHEMICALS CORPN. LTD. Pune

DEEPAK FERTILISERS AND PETROCHEMICALS CORPORATION LIMITED CIN: L24121MH1979PLC021360
'Registered & Corporate Office : Sai Hira, Survey No 93, Mundhwa, Pune-411 036,
' Website: www.dfpcl.com, Investors relation contact: investorgrievance@dfpcl.com; Phone: +91-20-66458094.

(All amounts in Rs. Lakhs unless otherwise stated)

Statement of Standalone Cash Flows for the period ended 30 September 2025

	Period Ended 30 September 2025 (Unaudited)	Period Ended 30 September 2024 (Unaudited)
Cash flows from operating activities		
Profit before tax	18,395	23,092
Adjustments for		
Depreciation and amortisation expense	4,404	4,262
(Profit)/Loss on sale of property, plant and equipment	67	(2)
Provision for doubtful trade receivables	276	182
Bad Debts	-	3
Provision for doubtful other receivable	200	-
Income on financial guarantee	(217)	(195)
Gain on sale of investments	(468)	(245)
Unwinding of discount on security deposits	(88)	(88)
Changes in fair value of financial assets through profit or loss	(174)	12
Provision for inventory	49	-
Interest income	(1,632)	(5,950)
Finance costs	1,508	2,044
Unrealised foreign exchange fluctuations loss/(profit) (net)	(6)	(10)
Cash generated from operations before working capital changes	**22,314**	**23,105**
Change in trade receivables	9,422	(10,021)
Change in inventories	3,106	(1,384)
Change in trade payables	(187)	(882)
Change in other financial liabilities	2,576	1,098
Change in other financial assets	(193)	(596)
Change in other non-current assets	61	(124)
Change in other current assets	(559)	(1,997)
Change in provisions	79	(358)
Change in other current liabilities	921	535
Cash generated from operations	**37,540**	**9,376**
Income taxes paid (net)	(4,034)	(3,718)
Net cash generated from operating activities	**33,506**	**5,658**
Cash flows from investing activities		
Purchase of additional shares in body corporate/subsidiary/associate	(40,000)	-
Purchase of property, plant and equipment, intangible assets (including Capital work-in-progress)	(39,342)	(12,314)
Proceeds from sale of property, plant and equipment	33	72
Proceeds from sale of investments	642	7,646
Purchase of investments	(26,679)	-
Proceeds from redemption of Optionally Convertible Debentures	50,000	-
Loans to subsidiaries	23,055	(2,493)
Fixed deposits matured / (placed) (net)	1,023	(536)
Interest received	3,257	5,027
Net cash (used in) investing activities	**(28,011)**	**(2,598)**
Cash flows from financing activities		
Repayment of long term borrowings	(16,856)	(3,633)
Availment of long term borrowings	20,134	8,852
Availment of short term borrowings	-	4,917
Payment of lease liability (net)	(921)	(917)
Lease payments pursuant to sale and leaseback agreement	(451)	-
Interest paid	(1,388)	(2,084)
Dividends paid	(12,346)	(10,473)
Net cash (used in) financing activities	**(11,828)**	**(3,338)**
Net (decrease) in cash and cash equivalents	(6,333)	(278)
Cash and cash equivalents at the beginning of the period	8,682	2,816
Cash and cash equivalents at end of the period	**2,349**	**2,538**

DEEPAK FERTILISERS AND PETROCHEMICALS CORPN LTD. Pune

P G BHAGWAT LLP
Chartered Accountants
LLPIN: AAT-9949

HEAD OFFICE
Suites 102, 'Orchard'
Dr. Pai Marg, Baner, Pune – 45
Tel (O): 020 27290771/1772/1773
Email: pgb@pgbhagwatca.com
Web: www.pgbhagwatca.com

Independent Auditor's Review Report

on the unaudited quarter and half year ended consolidated financial results of Deepak Fertilisers and Petrochemicals Corporation Limited Pursuant to the Regulation 33 of the SEBI (Listing Obligations and Disclosure Requirements) Regulations, 2015

To
The Board of Directors
Deepak Fertilisers and Petrochemicals Corporation Limited
Sai Hira, Survey No. 93,
Mundhwa, Pune – 411036,
Maharashtra, India

1. We have reviewed the accompanying Statement of Unaudited Consolidated Financial Results of Deepak Fertilisers and Petrochemicals Corporation Limited ("DFPCL/the Holding Company"), and its Subsidiaries (Holding Company and its Subsidiaries together referred to as "the Group") and its Joint Operation for the quarter and half year ended Sep 30, 2025 ("the Statement"), being submitted by the Holding Company pursuant to the requirement of Regulation 33 of the SEBI (Listing Obligations and Disclosure Requirements) Regulations, 2015, as amended ("Listing Regulations").

2. This Statement, which is the responsibility of the Holding Company's Management and has been approved by the Holding Company's Board of Directors, has been prepared in accordance with the recognition and measurement principles laid down in Indian Accounting Standard 34 "Interim Financial Reporting" ("Ind AS 34"), prescribed under Section 133 of the Companies Act, 2013, and other accounting principles generally accepted in India. Our responsibility is to express a conclusion on the Statement based on our review.

3. We conducted our review of the Statement in accordance with the Standard on Review Engagements (SRE) 2410 "Review of Interim Financial Information Performed by the Independent Auditor of the Entity", issued by the Institute of Chartered Accountants of India. A review of interim financial information consists of making inquiries, primarily of persons responsible for financial and accounting matters, and applying analytical and other review procedures. A review is substantially less in scope than an audit conducted in accordance with Standards on Auditing and consequently does not enable us to obtain assurance that we would become aware of all significant matters that might be identified in an audit. Accordingly, we do not express an audit opinion.

   We also performed procedures in accordance with the circular issued by the SEBI under Regulation 33 (8) of the SEBI (Listing Obligations and Disclosure Requirements) Regulations, 2015, as amended, to the extent applicable.

4. The Statement includes the results of the following entities:

A. Subsidiaries

i. Mahadhan AgriTech Limited
ii. Platinum Blasting Services Pty Limited
iii. Platinum Blasting Services (Logistics) Pty Limited
iv. Performance Chemiserve Limited
v. Deepak Mining Solutions Limited
vi. SCM Fertichem Limited
vii. Deepak Nitrochem Pty Limited
viii. Ishanya Brand Services Limited
ix. Ishanya Realty Corporation Limited

B. Joint Operation

i. Yerrowda Investments Limited

5. Based on our review conducted and procedures performed as stated in paragraph 3 above and based on the consideration of the review reports of the other auditors referred to in paragraph 6 below, nothing has come to our attention that causes us to believe that the accompanying Statement, prepared in accordance with the recognition and measurement principles laid down in the aforesaid Indian Accounting Standard and other accounting principles generally accepted in India, has not disclosed the information required to be disclosed in terms of Regulation 33 of the SEBI (Listing Obligations and Disclosure Requirements) Regulations, 2015, as amended, including the manner in which it is to be disclosed, or that it contains any material misstatement.

6. **Other Matters Paragraphs**

i. We did not review the financial results of four subsidiaries included in the Statement, whose financial results reflect total assets of Rs. 9,91,821 Lakhs and net assets of Rs. 4,84,078 Lakhs as at September 30, 2025, total revenues of Rs. 4,34,221 Lakhs, total net profit/(loss) after tax of Rs. (2,721) Lakhs and total comprehensive income/(loss) of Rs. (5,021) Lakhs and net cash outflows of Rs. 10,998 Lakhs for the half year ended Sep 30, 2025. These interim financial results have been reviewed by other auditors whose reports have been furnished to us by the management and our conclusion on the Statement, in so far as it relates to the amounts and disclosures included in respect of these Subsidiaries, is based solely on the reports of the other auditors and the procedures performed by us as stated in paragraph 3 above.

Two of these subsidiaries are located outside India whose financial results and other financial information have been prepared in accordance with accounting principles generally accepted in their respective countries and which have been reviewed by other auditors under generally accepted auditing standards applicable in their respective countries. The Holding Company's Management has converted the financial results and other financial information of such subsidiaries located outside India from

accounting principles generally accepted in their respective countries to accounting principles generally accepted in India. We have reviewed these conversion adjustments, if any, made by the Holding Company's Management.

ii. The Statement includes the financial results of four subsidiaries which have not been reviewed by us, and whose financial results reflect total assets of Rs. 1,284 and net assets of Rs. (990) Lakhs as at September 30, 2025, total revenues of Rs. 365 Lakhs, total net profit/(loss) after tax of Rs. (100) Lakhs and total comprehensive income/(loss) of Rs. (100) Lakhs and net cash inflow of Rs. 38 Lakhs for the half year ended Sep 30, 2025. The financial results/financial information of these subsidiaries are management drawn. According to the information and explanations given to us by the Management and in our opinion, these interim financial results are not material to the Group.

One of these subsidiaries is located outside India whose financial results and other financial information have been prepared in accordance with accounting principles generally accepted in its respective country. The Holding Company's Management has converted the financial results and other financial information of such subsidiary located outside India from accounting principles generally accepted in its respective country to accounting principles generally accepted in India. We have reviewed these conversion adjustments, if any, made by the Holding Company's Management.

iii. We did not review the financial results of one joint operation included in the standalone financial results. The Management of the Holding Company recorded its share based on Management drawn results of the joint operation. According to the information and explanations given to us by the Management and in our opinion, these interim financial results are not material to the Group.

Our conclusion on the Statement is not modified in respect of the matters set out in paragraph 6 above.

For **P G BHAGWAT LLP**
Chartered Accountants
Firm's Registration Number: 101118W/W100682

ABHIJEET BHAGWAT

Digitally signed by ABHIJEET BHAGWAT
Date: 2025.11.05 13:04:08 +05'30'

Abhijeet Bhagwat
Partner
Membership Number: 136835
UDIN: 25136835BMLYWN3149

Pune
November 05, 2025

DEEPAK FERTILISERS AND PETROCHEMICALS CORPORATION LIMITED CIN: L24121MH1979PLC021360

Registered & Corporate Office : Sai Hira, Survey No 93, Mundhwa, Pune-411 036,

Website: www.dfpcl.com, Investors relation contact: investorgrievance@dfpcl.com; Phone: +91-20-66458094.

PART I (Amounts in Rs Lakhs unless otherwise stated)

STATEMENT OF UNAUDITED CONSOLIDATED FINANCIAL RESULTS FOR THE QUARTER AND HALF YEAR ENDED 30 SEPTEMBER 2025

Sr. No.	Particulars	Quarter Ended			Half Year Ended		Year Ended
		30 September 2025	30 June 2025	30 September 2024	30 September 2025	30 September 2024	31 March 2025
	(Refer Notes Below)	(Unaudited)	(Unaudited)	(Unaudited)	(Unaudited)	(Unaudited)	(Audited)
1	Income						
	(a) Revenue from operations	3,00,583	2,65,875	2,74,672	5,66,458	5,02,805	10,27,442
	(b) Other income	2,699	2,377	687	5,076	1,862	8,082
	Total income	3,03,282	2,68,252	2,75,359	5,71,534	5,04,667	10,35,524
2	Expenses						
	(a) Cost of materials consumed	1,59,537	1,49,267	1,40,499	3,08,804	2,68,476	5,69,661
	(b) Purchases of stock-in-trade	63,075	26,165	22,121	89,240	38,811	81,386
	(c) Changes in inventories of finished goods and stock-in-trade	(14,425)	(2,353)	19,062	(16,778)	14,799	15,926
	(d) Employee benefits expense	15,122	15,506	16,213	30,628	31,908	58,279
	(e) Finance costs	7,478	8,811	10,265	16,289	21,352	41,292
	(f) Depreciation and amortisation expense	10,633	10,347	9,974	20,980	19,521	40,333
	(g) Other expenses (net)	30,910	25,988	27,358	56,898	52,950	1,09,718
	Total expenses	2,72,330	2,33,731	2,45,492	5,06,061	4,47,817	9,16,595
3	Profit before share of profit/(loss) of associates and income tax (1-2)	30,952	34,521	29,867	65,473	56,850	1,18,929
4	Share of profit/(loss) of associates	-	-	-	-	-	-
5	Profit before tax (3+4)	30,952	34,521	29,867	65,473	56,850	1,18,929
6	(a) Current tax	8,150	10,693	9,701	18,843	19,634	35,270
	(b) Deferred tax	1,400	(558)	(1,241)	842	(4,156)	(6,819)
	(c) Tax in respect of earlier years	-	-	-	-	-	(3,989)
	Total tax expense	9,550	10,135	8,460	19,685	15,478	24,462
7	Net profit after tax (5-6)	21,402	24,386	21,407	45,788	41,372	94,467
8	Other comprehensive income (OCI)						
	Items that will not be reclassified to profit or loss						
	Remeasurement of defined employee benefit plans	(144)	(143)	(351)	(287)	(456)	(539)
	Income tax relating to this item	40	37	94	77	120	148
	Items that will be reclassified to profit or loss						
	Exchange difference on translation of financial statements of the foreign operations	(1,168)	475	543	(693)	827	20
	Cash flow hedge	(35)	(5,854)	(11,107)	(5,889)	(12,545)	(9,947)
	Income tax relating to the above item	8	1,474	3,007	1,482	3,369	2,714
	Total other comprehensive income, net of tax	(1,299)	(4,011)	(7,814)	(5,310)	(8,685)	(7,604)
9	Total comprehensive income (7+8)	20,103	20,375	13,593	40,478	32,687	86,863
10	Net profit attributable to:						
	- Owners of the Company	21,320	24,317	21,009	45,637	40,564	93,359
	- Non controlling interest	82	69	398	151	808	1,108
11	Other comprehensive income, net of tax attributable to:						
	- Owners of the Company	(1,124)	(4,082)	(8,004)	(5,206)	(8,974)	(7,588)
	- Non controlling interest	(175)	71	190	(104)	289	(16)
12	Total comprehensive income attributable to:						
	- Owners of the Company	20,196	20,235	13,005	40,431	31,590	85,771
	- Non controlling interest	(93)	140	588	47	1,097	1,092
13	Paid-up Equity Share Capital (Face Value of Rs.10/- each)	12,624	12,624	12,624	12,624	12,624	12,624
14	Earnings per share (EPS) (not annualised for quarter ended) (face value of Rs.10 each)						
	(a) Basic (In Rs.)	16.89	19.26	16.64	36.15	32.13	73.95
	(b) Diluted (In Rs.)	16.89	19.26	16.64	36.15	32.13	73.95

DEEPAK FERTILISERS AND PETROCHEMICALS CORP. LTD. Pune

DEEPAK FERTILISERS AND PETROCHEMICALS CORPORATION LIMITED CIN: L24121MH1979PLC021360
Registered & Corporate Office : Sai Hira, Survey No 93, Mundhwa, Pune-411 036,
Website: www.dfpcl.com, Investors relation contact: investorgrievance@dfpcl.com; Phone: +91-20-66458094.

Sr. No.	STATEMENT OF ASSETS AND LIABILITIES	(Amounts in Rs Lakhs unless otherwise stated)	
	Particulars	Consolidated	
		30 September 2025	31 March 2025
		(Unaudited)	(Audited)
A	**ASSETS**		
1	**Non-current assets**		
	(a) Property, plant and equipment	5,36,500	5,42,743
	(b) Capital work in progress	2,23,041	1,40,366
	(c) Investment property	30,127	30,353
	(d) Right of use assets	47,773	49,935
	(e) Goodwill	2,908	2,772
	(f) Other intangible assets	3,418	3,442
	(g) Intangible assets under development	391	462
	(h) Financial assets		
	(i) Investments	247	248
	(ii) Other financial assets	8,888	13,077
	(i) Deferred tax assets (net)	50,980	50,537
	(j) Income tax assets (net of provisions)	29,532	28,486
	(k) Other non-current assets	30,604	32,149
	Total non-current assets	**9,64,409**	**8,94,570**
2	**Current assets**		
	(a) Inventories	1,74,003	1,06,880
	(b) Financial assets		
	(i) Investments	58,689	18,346
	(ii) Trade receivables	1,71,347	1,61,721
	(iii) Cash and cash equivalents	16,979	35,403
	(iv) Bank balances other than cash and cash equivalents	7,759	8,974
	(v) Loans	82	97
	(vi) Other financial assets	50,838	43,685
	(c) Other current assets	58,543	45,086
	Total current assets	**5,38,240**	**4,20,192**
	TOTAL ASSETS	**15,02,649**	**13,14,762**
B	**EQUITY & LIABILITIES**		
1	**Equity**		
	(a) Equity share capital	12,624	12,624
	(b) Other equity	6,38,835	6,11,038
	Equity attributable to owners of the Company	**6,51,459**	**6,23,662**
	(c) Non-controlling Interests	64,168	1,720
	Total equity	**7,15,627**	**6,25,382**
2	**Liabilities**		
	Non-current liabilities		
	(a) Financial liabilities		
	(i) Borrowings	3,59,455	2,77,682
	(ii) Lease liabilities	14,594	16,357
	(iii) Other financial liabilities	13,670	12,858
	(b) Provisions	7,186	5,592
	(c) Deferred tax liabilities (net)	18,178	24,286
	Total non-current liabilities	**4,13,083**	**3,36,775**
	Current liabilities		
	(a) Financial liabilities		
	(i) Borrowings	64,221	1,15,589
	(ii) Lease liabilities	5,745	5,609
	(iii) Trade payables		
	(a) total outstanding dues of micro and small enterprises	8,394	7,383
	(b) total outstanding dues of creditors other than micro and small enterprises	2,24,807	1,63,972
	(iv) Other financial liabilities	38,730	34,473
	(b) Other current liabilities	19,239	15,506
	(c) Provisions	5,698	6,939
	(d) Current tax liabilities (net of advance income taxes)	7,105	3,134
	Total current liabilities	**3,73,939**	**3,52,605**
	Total liabilities	**7,87,022**	**6,89,380**
	TOTAL EQUITY AND LIABILITIES	**15,02,649**	**13,14,762**

DEEPAK FERTILISERS AND PETROCHEMICALS CORP. LTD. Pune

DEEPAK FERTILISERS AND PETROCHEMICALS CORPORATION LIMITED CIN: L24121MH1979PLC021360
Registered & Corporate Office : Sai Hira, Survey No 93, Mundhwa, Pune-411 036,
Website: www.dfpcl.com, Investors relation contact: investorgrievance@dfpcl.com; Phone: +91-20-66458094.

(All amounts in Rs. Lakhs unless otherwise stated)

Statement of Consolidated Cash Flows for the period ended 30 September 2025

	Period Ended 30 September 2025 (Unaudited)	Period Ended 30 September 2024 (Unaudited)
Cash flows from operating activities		
Profit before tax as per statement of profit and loss	65,473	56,850
Adjustments for		
Depreciation and amortisation expense	20,980	19,521
Profit on sale of property, plant and equipment (net)	72	(550)
(Reversal) / Provision for doubtful trade receivables	(64)	254
Bad debts	-	(5)
Gain on sale of investments	(1,166)	(568)
Unwinding of discount on security deposits	(88)	(88)
Changes in fair value of financial assets at fair value through profit or loss	(59)	4
Interest income	(824)	(681)
Finance costs	16,289	21,352
Unrealized foreign exchange fluctuations loss (net)	114	112
Cash generated from operations before working capital changes	**1,00,727**	**96,201**
Change in trade receivables	(9,562)	(22,491)
Change in inventories	(67,123)	18,618
Change in trade payables	58,142	30,327
Change in other financial liabilities	1,576	9,626
Change in other financial assets	(4,512)	(10,043)
Change in other non-current assets	(383)	111
Change in other current assets	(13,457)	7,085
Change in provisions	66	(464)
Change in other current liabilities	3,733	(154)
Cash generated from operations	**69,207**	**1,28,816**
Income taxes paid (net)	(21,753)	(14,393)
Net cash generated from operating activities	**47,454**	**1,14,423**
Cash flows from investing activities		
Purchase of property, plant and equipment, intangible assets (including Capital work-in-progress)	(87,003)	(55,580)
Proceeds from sale of property, plant and equipment	38	992
(Investments)/Proceeds from sale of investments in mutual fund (net)	(39,118)	14,104
Loans to employees and other loans taken/given (net)	15	106
Fixed deposit matured (net)	5,757	6,048
Interest received	651	448
Net cash (used in) investing activities	**(1,19,660)**	**(33,882)**
Cash flows from financing activities		
Proceeds from borrowings - non current	58,678	44,584
Repayment of borrowings - non current	(56,493)	(35,451)
Proceeds from issue of compulsory convertible debentures	80,000	-
Proceeds/(Repayments) of borrowings - current (net)	6,409	(49,387)
Payment of lease liability	(2,972)	(2,086)
Lease payments pursuant to sale and leaseback agreement	(451)	-
Interest paid	(19,043)	(22,445)
Dividends paid	(12,346)	(10,473)
Dividends paid to non-controlling interests	-	(970)
Net cash generated from / (used in) financing activities	**53,782**	**(76,228)**
Net (decrease) / increase in cash and cash equivalents	(18,424)	4,313
Cash and cash equivalents at the beginning of the period	35,403	22,594
Cash and cash equivalents at end of the period	**16,979**	**26,907**

DEEPAK FERTILISERS AND PETROCHEMICALS CORPN. LTD. Pune

DEEPAK FERTILISERS AND PETROCHEMICALS CORPORATION LIMITED CIN: L24121MH1979PLC021360

Registered & Corporate Office : Sai Hira, Survey No 93, Mundhwa, Pune-411 036,

Website: www.dfpcl.com, Investors relation contact: investorgrievance@dfpcl.com; Phone: +91-20-66458094.

UNAUDITED SEGMENT-WISE REVENUE, RESULTS, ASSETS AND LIABILITIES (Amounts in Rs Lakhs unless otherwise stated)

Sr. No.	Particulars	Consolidated					
		Quarter Ended			Half Year Ended		Year Ended
		30 September 2025	30 June 2025	30 September 2024	30 September 2025	30 September 2024	31 March 2025
		(Unaudited)	(Unaudited)	(Unaudited)	(Unaudited)	(Unaudited)	(Audited)
1	Segment revenue						
	(a) Chemicals						
	Manufactured	1,21,959	1,32,340	1,23,616	2,54,299	2,51,499	5,01,595
	Traded	6,568	7,563	2,997	14,131	5,032	11,404
	Total	**1,28,527**	**1,39,903**	**1,26,613**	**2,68,430**	**2,56,531**	**5,12,999**
	(b) Fertilisers						
	Manufactured	1,07,462	1,03,144	1,23,537	2,10,606	2,05,113	4,34,489
	Traded	63,874	22,123	23,962	85,997	40,076	77,549
	Total	**1,71,336**	**1,25,267**	**1,47,499**	**2,96,603**	**2,45,189**	**5,12,038**
	(c) Realty	550	510	464	1,060	886	1,887
	(d) Others	170	195	96	365	199	518
	Total income from operations	**3,00,583**	**2,65,875**	**2,74,672**	**5,66,458**	**5,02,805**	**10,27,442**
2	Segment results [profit / (loss) before tax and finance costs from each segment]						
	(a) Chemicals	28,420	36,720	36,098	65,140	76,361	1,41,237
	(b) Fertilisers	15,717	11,912	11,535	27,629	16,826	42,522
	(c) Realty	(64)	32	(86)	(32)	(236)	(490)
	(d) Others	30	(102)	(112)	(72)	(257)	(700)
	Total	**44,103**	**48,562**	**47,435**	**92,665**	**92,694**	**1,82,569**
	Less: i) Finance costs	7,478	8,811	10,265	16,289	21,352	41,292
	ii) Other unallocable expenditure (net of unallocable income)	5,673	5,230	7,303	10,903	14,492	22,348
	Profit before share of profit/(loss) of associates and income tax	**30,952**	**34,521**	**29,867**	**65,473**	**56,850**	**1,18,929**
3	Segment assets						
	(a) Chemicals	9,28,507	8,84,935	7,84,941	9,28,507	7,84,941	8,42,612
	(b) Fertilisers	3,94,075	3,53,889	3,08,374	3,94,075	3,08,374	3,15,385
	(c) Realty	32,751	33,241	31,151	32,751	31,151	32,440
	(d) Unallocated	1,47,316	1,20,398	99,777	1,47,316	99,777	1,24,325
	Total assets	**15,02,649**	**13,92,463**	**12,24,243**	**15,02,649**	**12,24,243**	**13,14,762**
4	Segment liabilities						
	(a) Chemicals	4,90,221	4,56,870	3,47,836	4,90,221	3,47,836	4,25,808
	(b) Fertilisers	2,60,167	1,95,065	2,43,550	2,60,167	2,43,550	2,28,775
	(c) Realty	1,694	1,614	1,393	1,694	1,393	2,385
	(d) Unallocated	34,940	30,756	59,879	34,940	59,879	32,412
	Total liabilities	**7,87,022**	**6,84,305**	**6,52,658**	**7,87,022**	**6,52,658**	**6,89,380**

DEEPAK FERTILISERS AND PETROCHEMICALS CORPN. LTD. Pune

DEEPAK FERTILISERS AND PETROCHEMICALS CORPORATION LIMITED
CIN: L24121MH1979PLC021360

Registered & Corporate Office: Sai Hira, Survey No 93, Mundhwa, Pune-411 036, Website: www.dfpcl.com, Investors relation contact: investorgrievance@dfpcl.com; Phone: +91-20-66458094.

Notes to the Statement of Standalone and Consolidated unaudited Financial Results for the quarter and half year ended 30 September 2025.

1. The consolidated unaudited financial results include the financial results of six subsidiaries Namely- Mahadhan Agritech Limited (formerly Smartchem Technologies Limited), Deepak Mining Solutions Limited (Formerly Deepak Mining Solutions Private Limited), SCM Fertichem Limited, Ishanya Brand Services Limited, Ishanya Realty Corporation Limited, Deepak Nitrochem Pty Limited (foreign subsidiary) and three step-down subsidiaries namely Performance Chemiserve Limited, Platinum Blasting Services Pty Limited (foreign step-down subsidiary), Platinum Blasting Services (Logistics) Pty Limited (Formerly Australian Mining Explosives Pty Limited) (foreign step-down subsidiary) and one Jointly controlled entity -Yerrowda Investments Limited.

   The above unaudited results of Deepak Fertilisers and Petrochemicals Corporation Limited (the "Company" or "Holding Company"), its subsidiaries (collectively referred to as "the Group"), and its joint operation were reviewed by the Audit Committee at its meeting held on 4 November 2025 and the Board of Directors approved and adopted the same at its meeting held on 5 November 2025. These results have been reviewed by statutory auditors, who have expressed an unmodified opinion.

2. The unaudited standalone and consolidated financial results of the Company are prepared in accordance with applicable accounting standards i.e. Ind AS, as prescribed under section 133 of the Companies Act, 2013 read with relevant rules thereunder and in terms of Regulation 33 of the SEBI (Listing Obligation and Disclosure Requirements) Regulation, 2015 as amended.

3. Miscellaneous Application filed by Mahadhan AgriTech Limited (MAL) (Formerly Smartchem Technologies Limited) for AY 2015-16 for rectification of certain mistakes in the order of the ITAT is pending for disposal.

   Further Appeals/ rectification filed by MAL against orders passed by the Assessing Officer imposing penalties aggregating to ₹478,86 lakhs for AY 2015-16 to AY 2018-19 in relation to the above quantum additions are pending before the Commissioner of Income Tax (appeals) or the Assessing officer. With the favourable order of the ITAT deleting all the additions, orders imposing penalties would not survive and are expected to be cancelled.

4. Previous period's figures have been reclassified/ regrouped wherever necessary.

For DEEPAK FERTILISERS AND PETROCHEMICALS CORPORATION LIMITED

S. C. MEHTA
Chairman and Managing Director
DIN: 00128204
Place: Pune
Date: 5 November 2025

DEEPAK FERTILISERS AND PETROCHEMICALS CORPN LTD. Pune

9% Revenue Growth in Q2 and 13% in H1 with 11% PAT Surge driving strong Performance

Specialty Segment – 22% Share in Group Revenue in H1

Pune, India, Nov 5, 2025: Deepak Fertilisers and Petrochemicals Corporation Limited (BSE: 500645; NSE: DEEPAKFERT), one of India's leading producers of industrial & mining chemicals and fertilisers ("DFPCL" or the "Company"), announced its results for the quarter ended Sep 30, 2025.

Consolidated Financial Highlights

Q2 Operating Revenue Trend (₹ Cr)

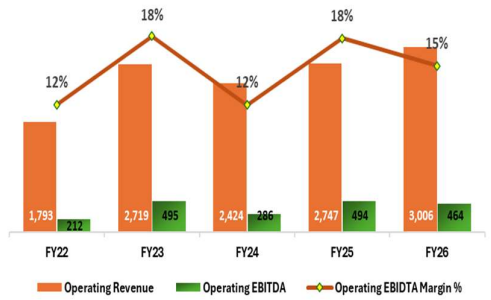

H1 Operating Performance Trend (₹ Cr)

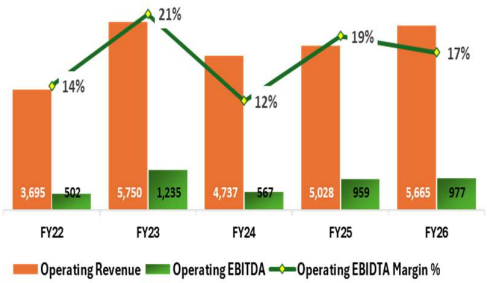

	Q2 FY26	Q2 FY25	Δ Y-o-Y	Q1 FY 26	Δ Q-o-Q	YTD-FY26	YTD-FY25	Δ Y-o-Y
Operating Revenue	3,006	2,747	9%	2,659	13%	5,665	5,028	13%
Operating EBITDA	**464**	**494**	**-6%**	**513**	**-10%**	**977**	**959**	**2%**
Op EBIDTA Margins (%)	15%	18%	-257 Bps	19%	-387 Bps	17%	19%	-182 Bps
Net Profit	**214**	**214**	**0.0%**	**244**	**-12%**	**458**	**414**	**11%**
PAT Margin (%)	7.1%	7.8%	-72 Bps	9.1%	-203 Bps	8.0%	8.2%	-19 Bps

Key Highlights for Q2 & H1'FY26:

- **Consolidated Revenues:** Achieved a 9% YoY growth in operating revenues, driven by higher volumes in Croptek, TAN, and IPA. H1 revenue grew 13% YoY.
- **EBITDA:** Operating EBITDA down 6% QoQ to ₹464 Cr (vs ₹494 Cr), and H1 up 2% YoY to ₹977 Cr. Fertiliser business segment continues to outperform reflecting in the robust 36% YoY growth. While TAN continued its strong performance, IPA and Ammonia dragged the chemical segment which experienced a 21% YoY decline.
- **Net Profit:** Q2 PAT remained flat at ₹ 214 Cr while H1 PAT grew 11% YoY at ₹ 458 Cr
- **Strategic Shift:** Continuing on our transformative journey, the specialty products now make up 28% of CNB's revenue in Q2-FY26. Croptek volumes surged by 54% YoY, and the B2C segment contributed 14% to Mining Chemicals revenue.
- **Net Debt:** Despite a Capex spend of ₹870 Cr in H1-FY26, net debt rose by only ₹97 Cr, with a net debt to EBITDA ratio of 1.74x

Reflecting on the company's performance, S.C. Mehta, Chairman and Managing Director of DFPCL, stated:

"Q2 FY26 reaffirms the strength of our strategic transformation and disciplined execution, anchored in our continued focus on specialty products, customer-centricity, and operational agility amidst evolving market dynamics.

Our Fertiliser and TAN businesses continue to deliver robust performance, driving strong growth in both revenue and margins. This resilience reflects the success of our differentiated offerings and deep engagement across core sectors.The Chemicals segment, however, was impacted by global headwinds, particularly in the IPA and Ammonia businesses, which saw a 21% YoY decline.

Our **IPA business** navigated a dynamic quarter shaped by global trade realignments and pricing volatility. A sharp correction in benzene and acetone prices, coupled with the impact of anti-dumping duties on China, led to increased US imports and margin pressure. Despite these temporary headwinds, we are actively repositioning for growth. With early signs of price stabilization and easing geopolitical tensions, we are confident in a near-term recovery. Our strategy—centered on expanding pharma-grade exports, driving cost efficiencies, and shaping a more level playing field through trade advocacy—is strengthening our competitiveness and positioning the IPA business for sustainable, profitable growth.

The **Ammonia segment** also faced a volatile quarter, with FOB Middle East prices averaging ~$300/MT and operational constraints adding to cost pressures. That said, the outlook is encouraging. Prices have rebounded above $400/MT, and a planned Q4 shutdown is expected to enhance capacity while delivering further NG savings. With the Equinor NG supply contract in place and operational efficiencies underway, we are well-positioned for a strong recovery in the coming quarters.

We also completed the **full acquisition of Platinum Blasting Services (PBS)**, our Australian subsidiary, which delivered ₹533 crore in revenue and ₹80 crore in EBITDA in FY25. Acquired at an attractive 6.7x EBITDA multiple, this move strengthens our presence in the high-potential Australian mining market and reinforces our forward integration strategy. With this step, DMSL is poised to enhance its leadership in mining solutions across Australia and India.

Our strategic growth projects remain firmly on track, laying the foundation for the next phase of value creation.

We remain committed to delivering sustainable growth, backed by sharper execution, deeper customer engagement, and a clear focus on long-term value creation for all stakeholders.

Segmental Update

Chemicals Review

- **Mining Chemicals (Technical Ammonium Nitrate):**
  - During Q2 FY26, overall sales volume increased by 29% YoY but decreased by 7% sequentially, reflecting the typical monsoon impact on coal demand.
  - In the **B2C segment**, volume delivery grew by 33% YoY but declined by 17% QoQ, primarily due to reduced LDAN consumption at mines during the monsoon.
  - **Export volumes** surged by 28% YoY, thanks to the easing of export license quota constraints in Q1 FY26. The export quota was increased to 50 KT per year in June 2025.
  - **Business Outlook:** The third quarter is typically strong for mining and infrastructure demand post-monsoon. However, an extended monsoon may soften demand. Our focus will be on direct sales, regional warehouses, increasing export sales, and value pricing. With our high-quality, locally manufactured Technical Ammonium Nitrate, we will continue to play a key role in India's growth story.

- **Pharma / Specialty Chemicals :**
  - **Q2 IPA Sales:** Sales volume rose by 2% YoY but declined by 6% QoQ. Domestic market sentiment remains weak due to sharp declines in Acetone prices and higher inventories of both Acetone & IPA.
  - **Building Block Nitric Acid:** The business maintained its volume with a marginal drop of 3% YoY and 5% QoQ.
  - **Specialty Product - PICKBRITE:** PICKBRITE delivered strong batch pickling results; bulk trial slated for Q3 FY26 with continuous line trials advancing. Trial volumes supplied to small-scale makers, more trials ahead. Cororid now in 250+ hospitals across 16 states.
  - **Business Outlook:** The domestic market sentiment for Isopropyl Alcohol (IPA) remains subdued, primarily due to sharp declines in Acetone prices and elevated inventory levels of both Acetone and IPA. Additionally, Nitric Acid prices are expected to remain stable to slightly lower due to emerging excess availability from imports and new startups.

    Despite these challenges, we have demonstrated resilience by intensifying our focus on market segmentation—strategically targeting customers based on application segments and proactively addressing their specific needs through innovation.

Crop Nutrition Business (Fertilisers) Review

- **Q2 Croptek Sales:** Sales volume surged by 54% YoY, driven by a sharpened focus on key crops such as sugarcane, soybean, arecanut, and cotton. This growth was further supported by strong farmer acceptance of the product's value proposition. Overall manufactured bulk fertilizer volumes dropped by 31% YoY due to limited availability of critical raw materials and plant shutdowns.
- **Specialty Fertilizer Business:** Specialty fertilizers and Croptek contributed 28% to the fertilizer business revenue, up from 22% in the previous year.

- **Crop-specific solutions** like Croptek and Solutek, powered by targeted marketing and farmer engagement, drove strong impact—8,713 activities in Q2 reaching ~193K farmers through seminars, demos, and Saarthie meetings
- **Business Outlook:** Above-normal monsoon and strong reservoir levels set the stage for robust Rabi sowing, especially onion, sugarcane, and potato. With Croptek/Solutek traction and focused marketing, we expect a successful Rabi 2025

Project Update

- The Gopalpur TAN project is approximately 87% complete, and the Dahej Nitric Acid project is around 70% complete.
- Both projects, with a combined capex of ₹4,658 crore—Dahej (₹1,983 crore) and Gopalpur (₹2,675 crore)—are progressing as planned for commissioing by the end of FY26.
- All major statutory clearances required for construction are in place.
- All critical equipments are ordered and delivery in progress.
- Both plants are strategically located, taking care of raw material supply and offtake risks.

Company Overview

Deepak Fertilisers and Petrochemicals Corporation Ltd. (DFPCL) is among the India's leading manufacturers of industrial chemicals and fertilisers. With a strong presence in Technical Ammonium Nitrate (mining chemicals), Industrial Chemicals and Crop Nutrition (fertilisers), the Company supports critical sectors of the economy such as infrastructure, mining, chemicals, pharmaceutical and agriculture. DFPCL is a publicly listed, multi-product Indian conglomerate and has plants located in four states, namely Maharashtra (Taloja), Gujarat (Daher), Andhra Pradesh (Srikakulam) and Haryana (Panipat).

DFPCL is Leading manufacturer and marketer of Iso Propyl Alcohol (IPA) in India and Largest Manufacturer of Nitric Acid in Southeast Asia. The Company is developing specialised grades of Nitric acid and IPA to meet specific requirements to cater needs of the industry/consumer.

DFPCL is one of the leading manufacturers of Technical Ammonium Nitrate in the world, it is the only producer of prilled Technical Grade Ammonium Nitrate solids and Medical Grade Ammonium Nitrate in India. The Company has commenced best in-class Technical Services to drive downstream productivity benefits for the mining end consumers.

In Crop Nutrition, DFPCL in past Seven years, has embarked on a transformative journey—evolving from a commodity-based business to a provider of differentiated and crop-specific solutions. This strategic shift is reflected in the development and deployment of innovative products such as Croptek, Smartek and Solutek, tailored for key crops including onion, cotton, sugarcane, corn, potato, soybean, tomato, grapes, pomegranate, and banana. Enhanced-efficiency fertilisers (NUE enhancer) are developed basis rigorous R&D efforts and bottom-up marketing focus supported by over ~95,000+ farmer demo plots over last 7 years. These efforts have shown distinct yield and quality improvements for crops across segments such as onion, cotton, sugarcane, corn, potato, soybean, tomato, grapes, pomegranate, and banana. Over last seven years, value-added nutrition products have benefitted 6 million farmers.

Investor Relations / Media Contacts:

Girish Shah EVP – Corporate Marketing & Corporate Communications girish.shah@dfpcl.com +91 98195 99888	**Subhash Anand** President and CFO subhash.anand@dfpcl.com +91 20 6645 8797
Deepak Fertilisers & Petrochemicals Corporation Ltd. Reg. Off and Corp. Off: Sai Hira, Survey No. 93, Mundhra, Pune - 411 036 *CIN: L24121MH1979PLC021360* www.dfpcl.com	

Safe Harbour:

This document contains statements that contain "forward looking statements" including, but without limitation, statements relating to the implementation of strategic initiatives, and other statements relating Deepak Fertilisers and Petrochemicals Corporation limiter's (DFPCL) future business developments and economic performance. While these forward looking statements are neither predictions nor guarantees of future events, circumstances or performance and are inherently subject to known and unknown risks and uncertainties, are based on management belief as well as assumptions made by and information currently available to management and only indicate our assessment and future expectations concerning the development of our business, a number of risks, uncertainties and other unknown factors could cause actual developments and results to differ materially from our expectations. These factors include, but are not limited to, general market, macro-economic, governmental and regulatory trends, movements in currency exchange and interest rates, competitive pressures, technological developments, changes in the financial conditions of third parties dealing with us, legislative developments, and other key factors that could affect our business and financial performance. DFPCL undertakes no obligation to publicly revise any forward-looking statements to reflect future / likely events or circumstances.

DEEPAK FERTILISERS AND PETROCHEMICALS CORPORATION LIMITED

Deepak Fertilisers And Petrochemicals Corporation Ltd

Earning Presentation
Q2- FY26

November 2025

Setting New **Benchmarks,**
Scaling New **Heights**

Follow Us On

Content

DEEPAK FERTILISERS AND PETROCHEMICALS CORPORATION LIMITED

- Company Overview
- Q2 FY26 Results Overview
- Project Update
- Corporate Social Responsibilities
- Shareholder Value

India's Leading Chemical and Fertilisers Producer

DEEPAK FERTILISERS AND PETROCHEMICALS CORPORATION LIMITED

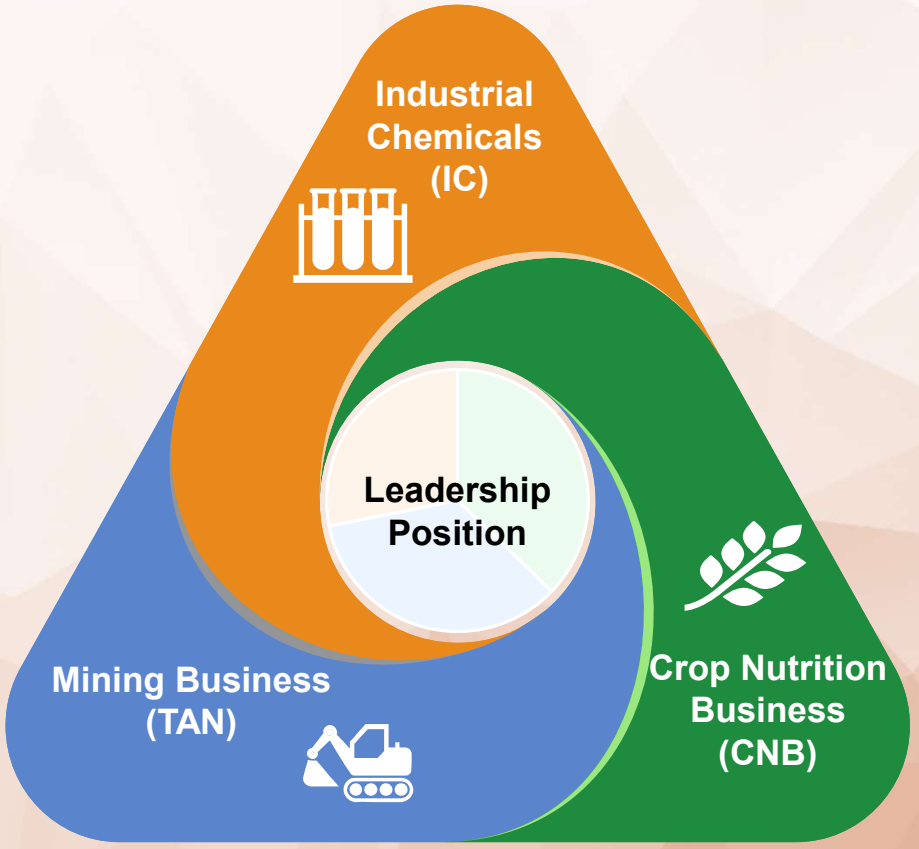

40+ Years
Rich Experience of Developing 3 verticals

6
Manufacturing Sites

2,300+
Employees

US$ ~2.21 billion
Market Capitalization
(as on 30 Sep 2025)

Corporate Structure post Demerger

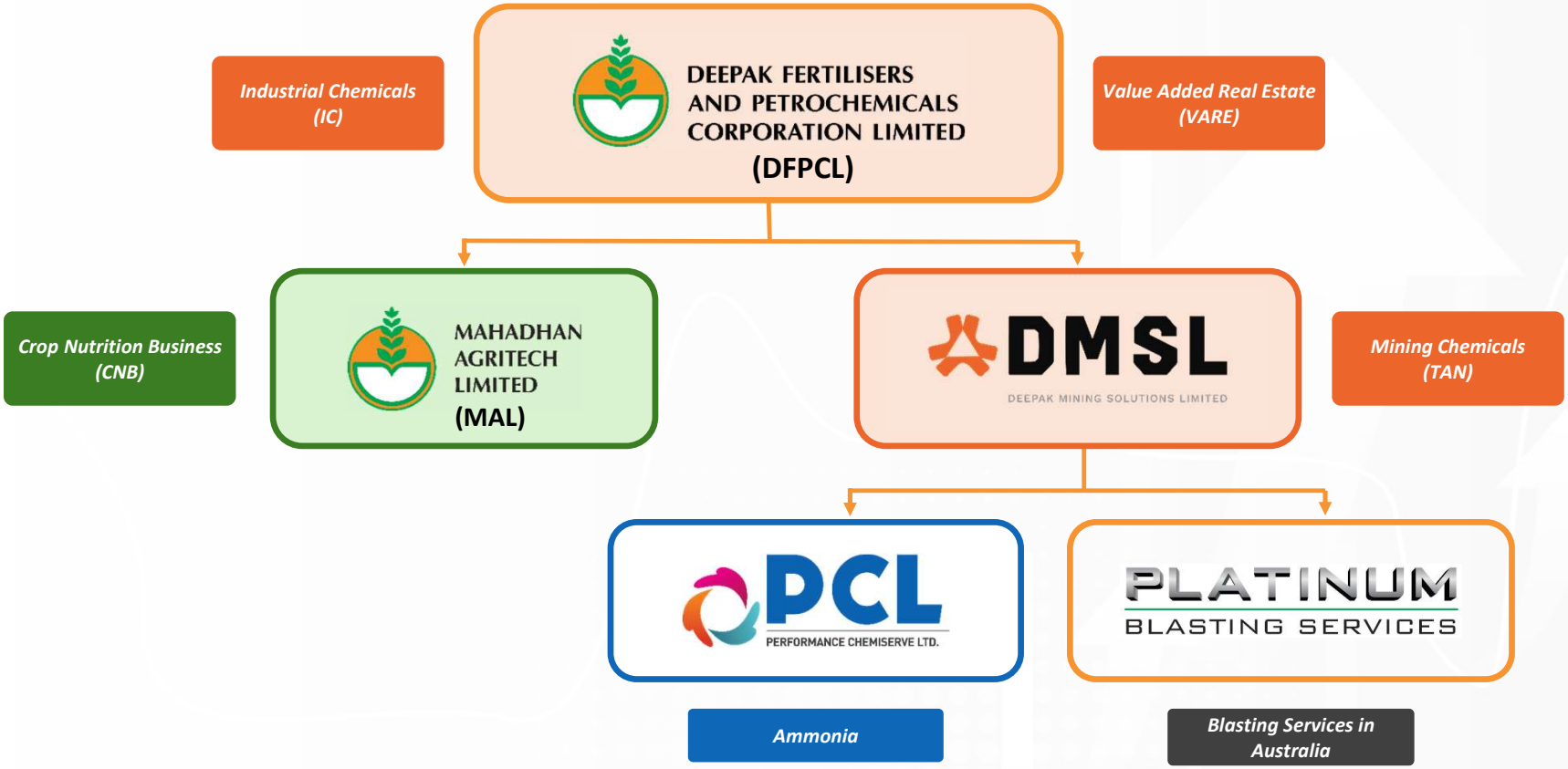

Business & Product Overview

DEEPAK FERTILISERS AND PETROCHEMICALS CORPORATION LIMITED

	Mining Chemicals	Industrial Chemicals	Crop Nutrition
Capacity	Technical Ammonium Nitrate **587 KTPA**	Diluted Nitric Acid **885 KTPA** Concentrated Nitric Acid **231 KTPA** Iso Propyl Alcohol **70 KTPA**	NP **300 KTPA** NPK **800 KTPA** Bensulf **57 KTPA**
Domestic Market Share	~40%	60% in CNA, 24% in DNA, 30% in Merchant IPA	Leading player in specialty and water-soluble fertilizers in India
Share in Group Revenue	**22%**	**18%**	**52%**
Products	High density and low-density Ammonium Nitrate and AN-Melt	Varieties of Nitric Acid, IPA, Methanol, LCO2 & Pharmacopeia Solvents	Specialty Complex fertilisers branded as Smartek & Croptek, Water Soluble fertilisers and Bentonite Sulphur
End Market	➢ Mining ➢ Infrastructure ➢ Explosives ➢ Healthcare	➢ Pharma ➢ Nitroaromatics ➢ Explosive ➢ Chemical derivatives	➢ Cash Crops ➢ Fruits & Vegetables ➢ Oils and Seeds crops ➢ Water Soluble Segment

Note: % of Revenue pertains to FY25

Strong Competitive Offering

DEEPAK FERTILISERS AND PETROCHEMICALS CORPORATION LIMITED

Market Positioning

Mining Chemicals

- Dominant market share; poised to grow with new capacity expansions
- India's only manufacturer of High Density, Low Density & Medical Grade Ammonium Nitrate
- Preferred partner for mining, infrastructure and explosives companies
- Strategically located plants on East and West coasts of India
- Value Chain Integration: Forward into explosives, backward into ammonia

Industrial Chemicals

- Largest manufacturer of Nitric Acid in South East Asia.
- Dominant market share; poised to grow with new capacity expansions
- One of the leading manufacturers and marketers of Iso Propyl Alcohol (IPA)
- Strategic entry to provide basket of solvents to Pharma sector
- Fully captive key Raw material availability
- Diverse Product Portfolio: Serving multiple sectors, enhancing market resilience

Crop Nutrition

- 'Mahadhan' strong brand present in Maharashtra, Karnataka and Gujarat
- India's only manufacturer of Prilled NP 24:24:0 fertiliser in India
- India's only producer of crop specific, crop nutrient solutions having Nitrogen, Phosphorus and Potassium, with micronutrients and Nutrient Unlock Technology (NUT)
- India's Largest manufacturer of Bentonite Sulphur in India
- Market leader in specialty and water-soluble fertilisers in India

Strategic Geographic Footprints

DEEPAK FERTILISERS AND PETROCHEMICALS CORPORATION LIMITED

Dahej, Gujarat

Capacity (KMTPA)

- DNA: 149
- CNA: 92
- DNA: 300
- CNA: 150

Geographic Advantage

- Major customers of nitroaromatics and nitrocellulose are located in Gujarat

Taloja, Maharashtra

Capacity (KMTPA)

- TAN: 544
- DNA: 703
- CNA: 139
- IPA: 70
- Liquid CO2: 72
- Methanol: 100
- NP: 300
- NPK: 800
- Bensulf: 25
- Ammonia: 129
- Ammonia: 500

Geographic Advantage

- Located in Maharashtra, horticulture capital of India with highest consumption of NPKs and specialities
- Cater to IPA demand of North as well as South India
- Proximate to Nitric Acid consuming belt of Gujarat-Maharashtra
- Strategically located near explosives manufacturers in Central India

* TAN Debottlenecking

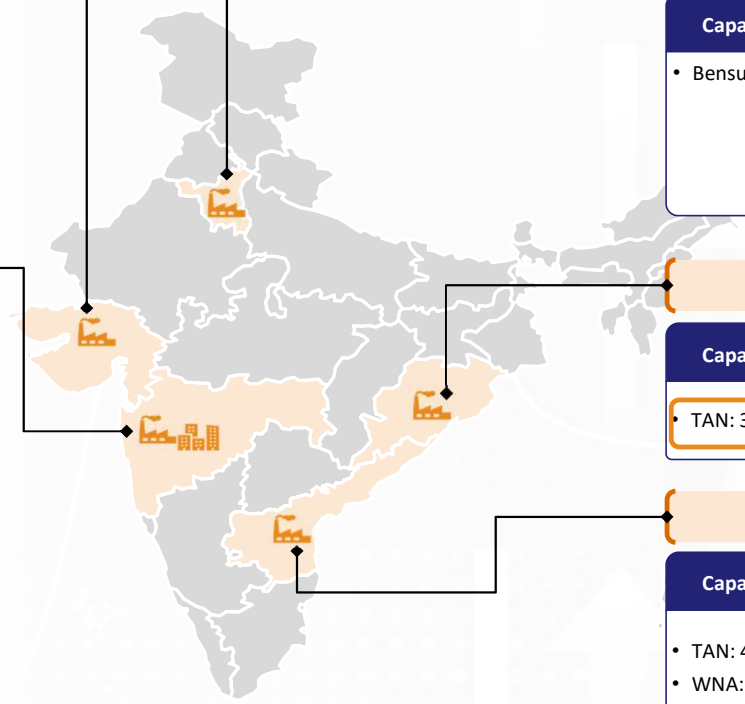

Corporate Office | Production Facilities | Capacity Expansion

Panipat, Haryana

Capacity (KMTPA)

- Bensulf: 32

Geographic Advantage

- Oil-seed growing belts of North and Central India
- Significant geographic advantage over imported Bentonite Sulphur

Gopalpur, Odisha (East Coast)

Capacity (KMTPA)

- TAN: 376

Geographic Advantage

- Closer to customer base

Srikakulam, Andhra Pradesh

Capacity (KMTPA)

- TAN: 43
- WNA: 34

Geographic Advantage

- Satellite unit catering to regional explosives manufacturers

Note: Capacities are rounded off

IPA: Iso Propyl Alcohol ; AN: Ammonium Nitrate; TAN: Technical Ammonium Nitrate; NPK: Nitrogen Phosphorous Potassium; ANP: Ammonium Nitro Phosphate; CNA: Concentrated Nitric Acid; DNA: Diluted Nitric Acid;

Transitioning From Commodity To Specialty

DEEPAK FERTILISERS AND PETROCHEMICALS CORPORATION LIMITED

Technical Ammonium Nitrate (TAN)

TAN Supplier (ANS, LDAN, HDAN) → ➢ Cartridge Based Explosives ➢ ANFO Based Bulk Explosives → Technical Services & Downstream Operations (TCO, Down-the-Hole) → Blast Based Services & New Business Models

Industrial Chemicals (IC)

Nitric Acid - Bulk (Various Grades) → Industry Specific Grades Solar/Steel Grade Nitric Acid → Application Based Industry Specific Grades

IPA - Bulk → ➢ IPA Pharma Grade ➢ Industry Specific Grade (Food/Cosmetics) ➢ Downstream - Hand Sanitizer/Disinfectant ➢ Electronic Grade IPA → In Process: Semi Conductor Grade IPA

Crop Nutrition Business (CNB)

Plain Grade Bulk Fertilisers → High Efficiency Differentiated Grade Fertilisers "Smartek" → Crop Nutrients Solution - "Croptek" Crop Specific Fertilisers

Key Highlights of Q2 and YTD FY26 (Consol)

DEEPAK FERTILISERS AND PETROCHEMICALS CORPORATION LIMITED

Q2 FY26

Revenue & YoY Growth	EBIDTA & YoY Growth	PAT & YoY Growth
Rs. 3006 Cr	Rs. 464 Cr	Rs. 214 Cr
9%	-6%	0%

YTD FY26

Revenue & YoY Growth	EBIDTA & YoY Growth	PAT & YoY Growth
Rs. 5665 Cr	Rs. 977 Cr	Rs. 458 Cr
13%	2%	11%

- Commodity to Specialty (CNB): 35% Specialty + Croptek share in H1
- Customer to Consumer (TAN): 15% B2C share in H1 & Highest ever revenue from B2B
- DMSL Enhanced its share holding in PBS from 85% to 100%
- Strategic Capex Progress on track – poised for next Leap

Consolidated Financial Performance: Q2 FY26

DEEPAK FERTILISERS AND PETROCHEMICALS CORPORATION LIMITED

Q2 Operating revenue up 9 % YoY

Q2 Operating Revenue (₹ Cr) and EBITDA trend

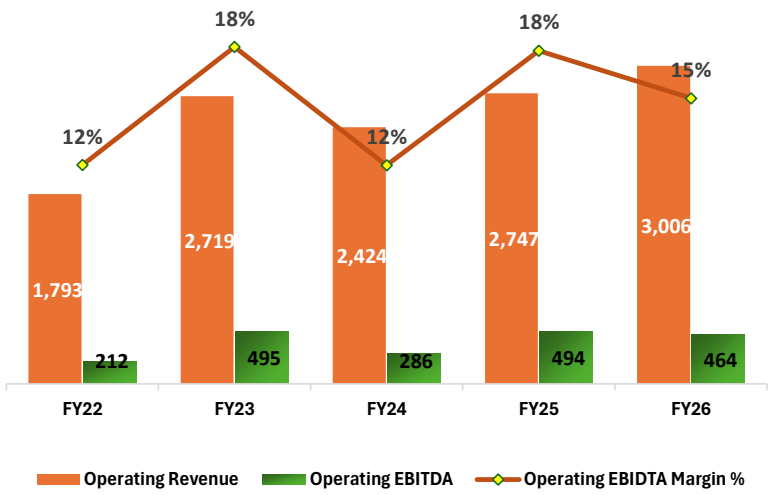

H1 Operating revenue up 13 % YoY

H1 Operating Revenue (₹ Cr) and EBITDA trend

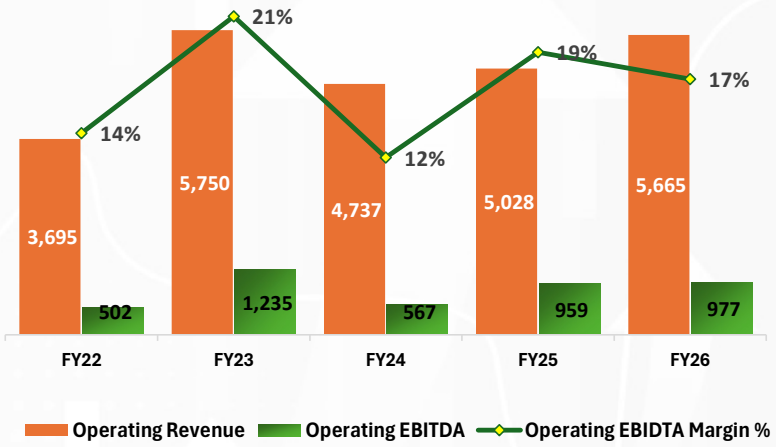

Over the past five years, H1 operating revenue and financial results have demonstrated steady growth, achieving a CAGR of 11% in revenue and 18% in EBITDA.

Consolidated Profit & Loss Statement (in ₹ Cr)

DEEPAK FERTILISERS AND PETROCHEMICALS CORPORATION LIMITED

	Q2 FY26	Q2 FY25	Δ Y-o-Y	Q1 FY 26	Δ Q-o-Q	YTD-FY26	YTD-FY25	Δ Y-o-Y
Operating Revenue	3,006	2,747	9%	2,659	13%	5,665	5,028	13%
Other Income	27	7	293%	24	14%	51	19	172%
Total Income	**3,030**	**2,754**	**10%**	**2,683**	**13%**	5,715	**5,047**	**13%**
Operating EBITDA	**464**	**494**	**-6%**	**513**	**-10%**	**977**	**959**	**2%**
Op EBIDTA Margins (%)	15%	18%	-257 Bps	19%	-387 Bps	17%	19%	-182 Bps
Finance Cost	75	103	-27%	88	-15%	163	214	-24%
D&A	106	100	7%	103	3%	210	195	7%
Net Profit	**214**	**214**	**0%**	**244**	**-12%**	**458**	**414**	**11%**
PAT Margin (%)	7.1%	7.8%	-72 Bps	9.1%	-203 Bps	8.0%	8.2%	-19 Bps

TAN & Fertiliser businesses continue to outperform, while Ammonia & IPA faced challenges impacting EBITDA, the overall outlook remains positive.

Mining Chemicals Business (TAN) : Q2 FY26 Performance

DEEPAK FERTILISERS AND PETROCHEMICALS CORPORATION LIMITED

Quarterly Sales Volume (KMT) and Revenue (₹ Cr)



H1 Sales Volume (KMT) and Revenue (₹ Cr)

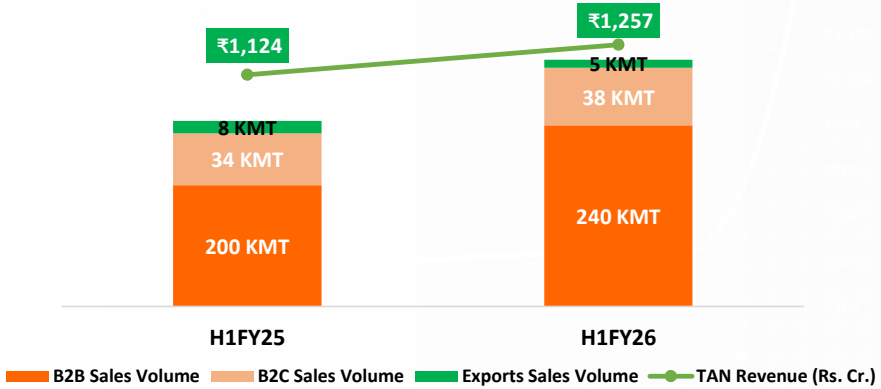

Highlights

- **Sales Volume :**
  - Q2 Volume grew by 29% YoY and down 7% QoQ
  - H1 Volume grew 17% YoY.
- **Revenue Growth: Q2** revenue up by 23% YoY led by volume growth. QoQ revenue down 12% (Monsoon seasonality). H1 revenue up 12% YoY
- **Customers to Consumers :** The B2C revenue share at 15% in H1.
- **Export volumes :** Increasing after govt. revised export quota to 50 KT/year in Jun 25
- **Capacity Utilization:** Q2FY26: 100%

Outlook:

- Q3 is typically strong post-monsoon, but extended monsoon may soften demand. Focus on direct sales and export.

Industrial Chemicals Business : Q2 FY26 Performance

DEEPAK FERTILISERS AND PETROCHEMICALS CORPORATION LIMITED

Quarterly Sales Volume (KMT) and Revenue (₹ Cr)

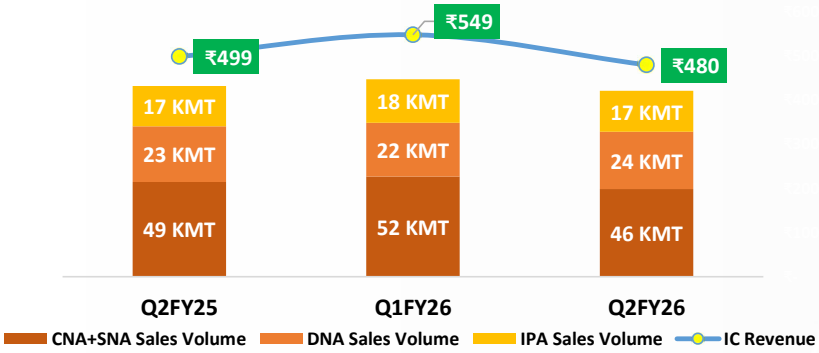

H1 Sales Volume (KMT) and Revenue (₹ Cr)

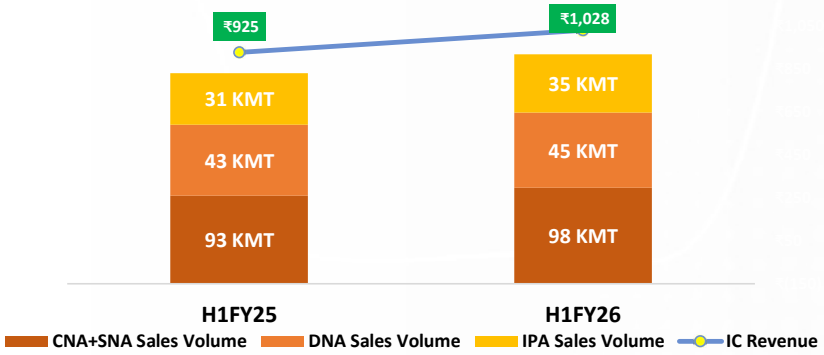

Highlights

Volume Performance

- **Total Nitric Acid: Q2** volume declined by 3% YoY & 5% QoQ**. H1** volume grew by 5% YoY.
- **IPA:** Sales volume in Q2 dropped by 6% QoQ but grew 2% YoY on account of higher base. H1 volume grew 14% YoY

Revenue Growth:

- Despite flat volumes, revenue decreased by 4% YoY and 13% QoQ due to significant losses in IPA prices. However, improved volumes of NA and IPA led to an 11% growth in H1 revenue..

Capacity Utilization in Q2-FY26:

- DNA : 102%; CNA : 73%
- IPA : 104%

Outlook :

- **Nitric Acid:** Expect a stable prices and flat downstream demand
- **IPA:** Market sentiment remains weak, impacted by sharp declines in Acetone prices and high inventory levels of both Acetone and IPA.

Crop Nutrition Business: Q2 FY26 Performance

DEEPAK FERTILISERS AND PETROCHEMICALS CORPORATION LIMITED

Quarterly Sales Volume (KMT) and Revenue (₹ Cr)

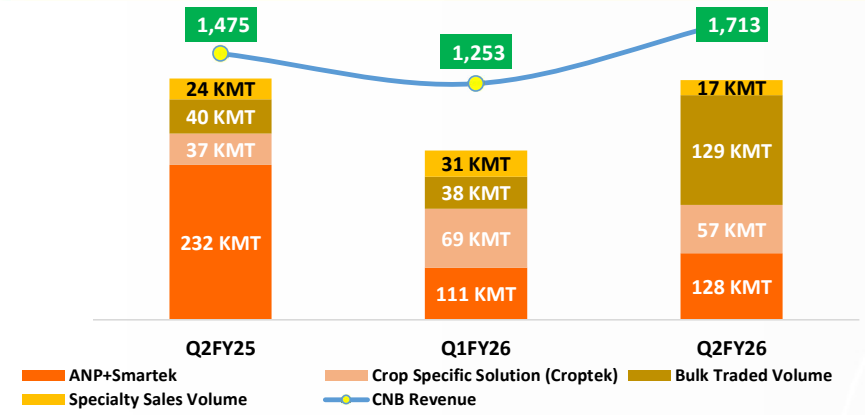

H1 Sales Volume (KMT) and Revenue (₹ Cr)

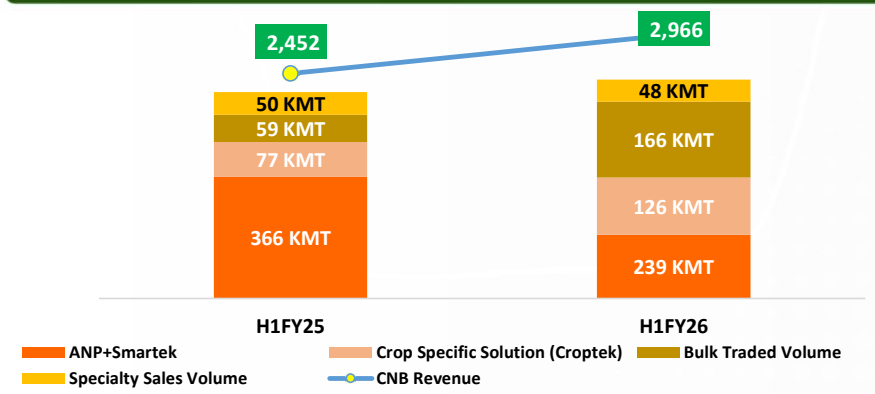

Highlights

Q2 FY26 Volume Performance:

- **Bulk Fertilizers** manufactured Sales volumes decreased by 31% YoY but increased 3% QoQ due to limited availability of critical raw materials.
- Our Innovative-Crop Specific Specialty product, "**Croptek**", reported an exceptional growth of 54% YoY
- **Specialty fertilizer** business comprising Bensulf Superfast, Solutek and WSF NPKs demonstrated a drop of 28% YoY and 43% QoQ due to heavy rain and limited availability of critical raw material.

Q2 Revenue: Grew by 16% YoY, and by 37% QoQ. H1 Revenue grew 21% YoY

Bulk Manufacturing Capacity Utilization: Q2 FY26: 71%

Outlook :

An above normal monsoon facilitating higher ground moisture levels and satisfactory water reservoir storage, we anticipate a strong Rabi season.

Raw Material Price Movement

DEEPAK FERTILISERS AND PETROCHEMICALS CORPORATION LIMITED

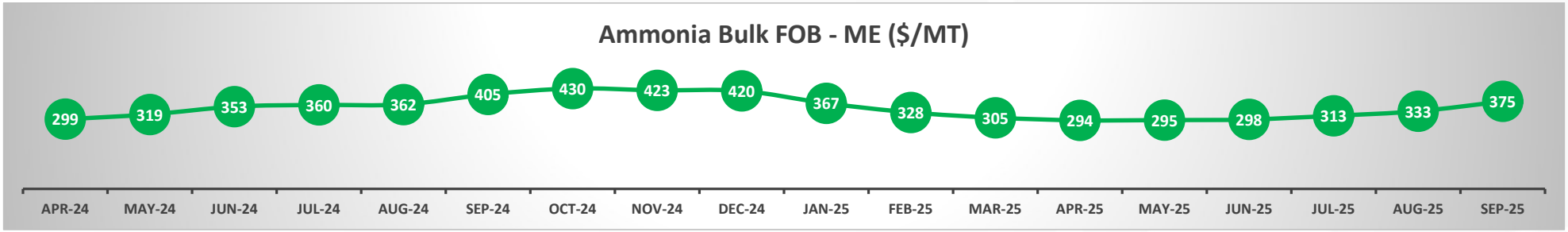

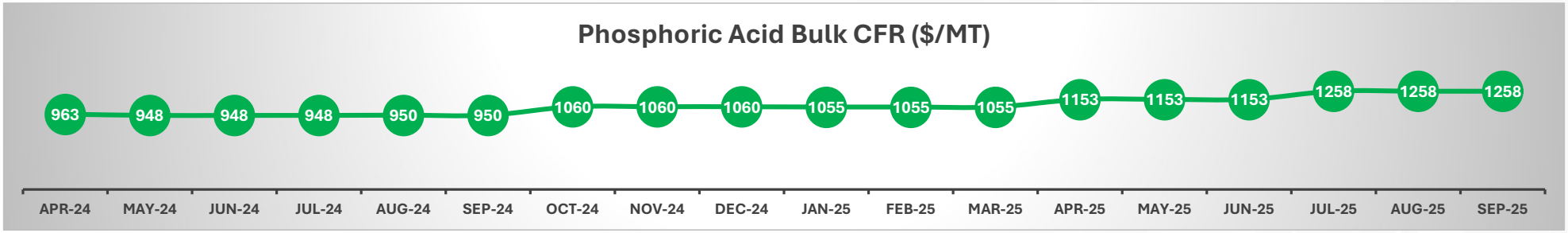

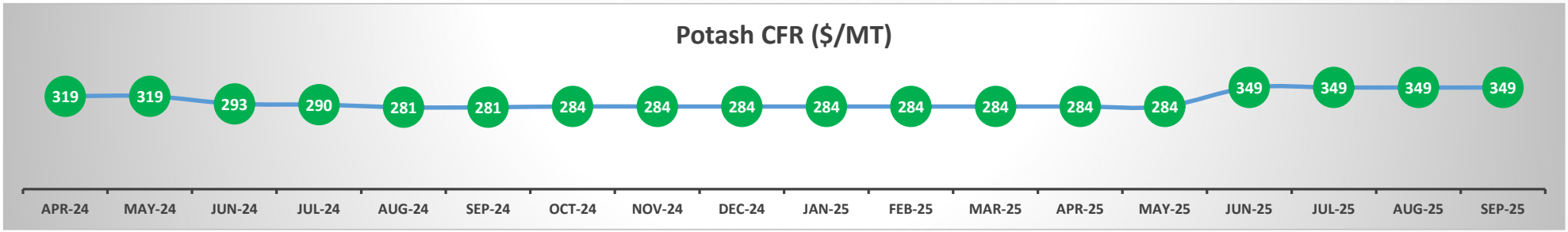

Historical Consolidated Financials

DEEPAK FERTILISERS AND PETROCHEMICALS CORPORATION LIMITED

Operating Revenue (Rs. Cr)

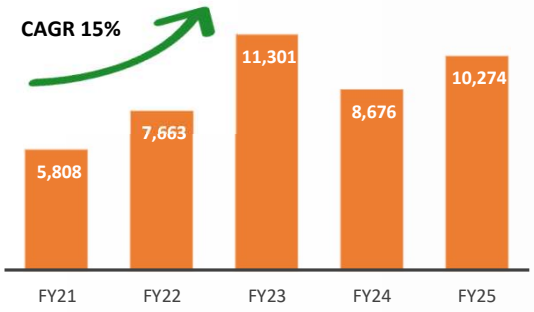

Operating EBITDA (Rs. Cr)

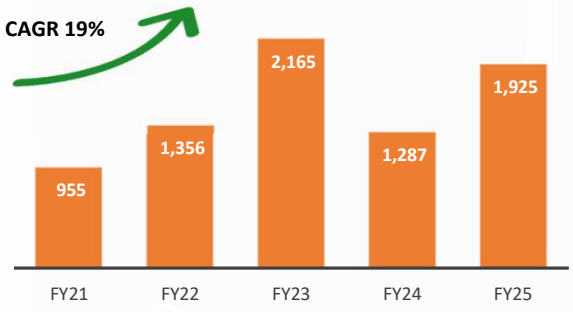

PAT (Rs. Cr)

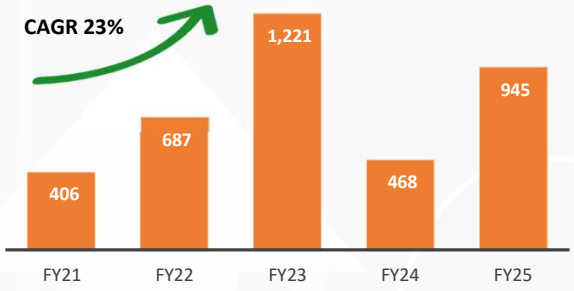

Fixed Assets (Rs. Cr)

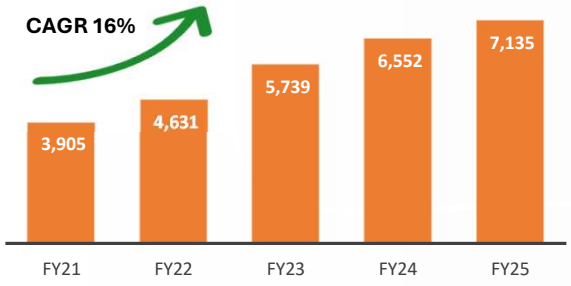

Net Worth (Rs. Cr.)

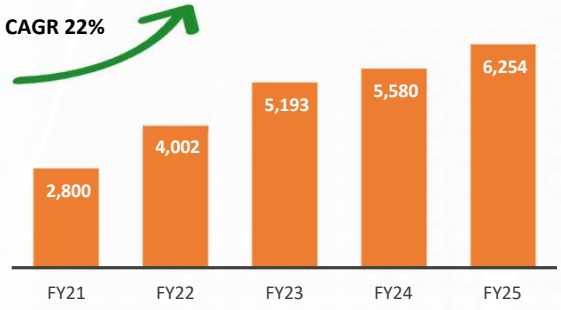

EPS (Rs.)

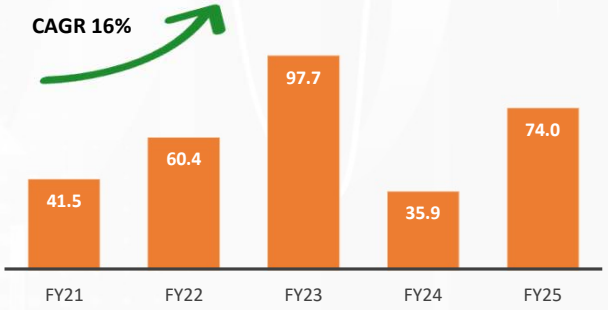

Attractive Capex of ~Rs. 4,650 crores Underway

DEEPAK FERTILISERS AND PETROCHEMICALS CORPORATION LIMITED

TAN Project, Gopalpur

- **Capacity:** 376 KTPA.
- **Expected Commissioning:** Q4-FY26
- **Capex :** Rs. 2,675 Crores
- Post-expansion, total AN capacity will be ~1.0 MMTPA, making us **3rd largest** pure-play TAN producer globally
- **Strategic Location Advantages:**
  - Closer to major mining areas in East India
  - Port based location- favourable for exports

Overall Progress

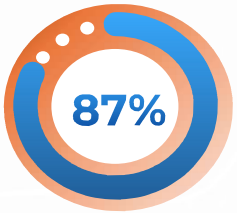

Nitric Acid Project, Dahej

- **Capacity :** WNA 300 KTPA & CNA 150 KTPA
- **Expected Commissioning:** Q4-FY26
- **Capex :** Rs. 1,983 Crores
- Post-expansion, total WNA capacity will be ~1.2 MMTPA, making us **Asia's largest manufacturer** of Nitric Acid.
- **Strategic Location:** Closer to major consumers in West and Central India.
- **65% CN'A capacity tied up** through a 20 years long term contract

Overall Progress

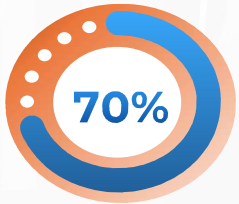

Capitalizing on 40 Years of Know-How and Riding the India Growth Story

Strengthening Our Balance Sheet

DEEPAK FERTILISERS AND PETROCHEMICALS CORPORATION LIMITED

(Rs. CR)	Sep-25	Mar-25
ST Debt	337	257
LT Debt	3,900	3,676
Total Debt	**4,237**	**3,933**
Cash & Cash Equivalent	170	354
Other Bank Balances	78	90
Investment in MFs	587	183
Net Debt	**3,402**	**3,305**

Leverage Ratios	Sep-25	Mar-25	Change
Net Debt/Equity (x)	0.48x	0.53x	**0.05**
Net Debt/EBIDTA (x)	1.74x	1.72x	**0.02**

- Capital expenditure totaled at ₹ 870cr in H1 FY26
- Inspite of project related borrowing of ₹ 514, net debt increased by ₹ 97 Cr, supported by robust cash flow generation and the infusion of CCD into DMSL.
- Short-term debt stood at ₹337 Cr to support the business working capital requirement.

Delivering Value to Our Shareholders

DEEPAK FERTILISERS AND PETROCHEMICALS CORPORATION LIMITED

Market Cap* (Rs. Crores)

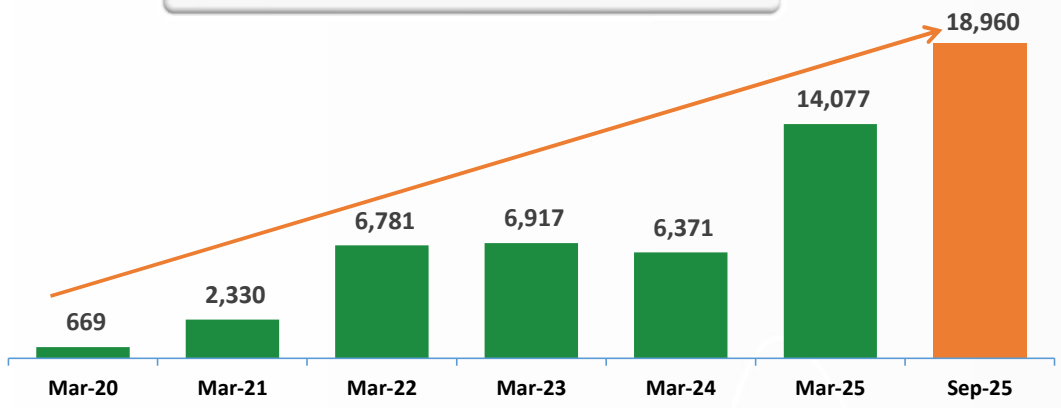

** Market cap represents as on the last day of the period.*

Shareholding Pattern (Sep 25)

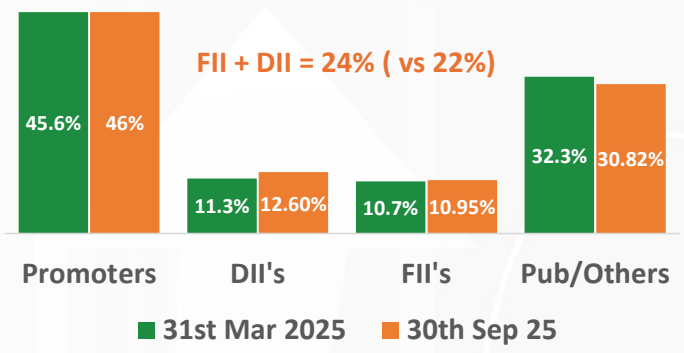

Value Creation → CAGR 84%

Total No. of Shareholders (in 000')

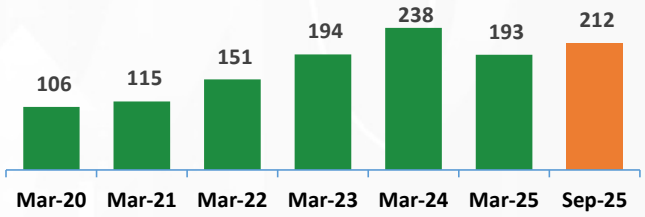

Market Dominance And Demand Outlook Well Aligned With India's Growth Story

DEEPAK FERTILISERS AND PETROCHEMICALS CORPORATION LIMITED

Key Takeaway

- Market leadership in most categories
- Establishing market dominance through strategic initiatives
- Continued focus on accelerating commodity to specialty transition
- Capital expenditure projects strategically positioned for emerging opportunities
- Taking strides in digitization to enable sustained growth
- Advances transparency and sustainability within ESG initiatives.

Corporate Social Responsibility for Inclusive Community Welfare

DEEPAK FERTILISERS AND PETROCHEMICALS CORPORATION LIMITED

Entrepreneurship / Skill Development

Project - Dairy Service Centre

Support for Dairy Enterprise

Project- Agri Based Livelihood

Horticulture Plantation

Project- Vocational Skills Development

General duty assistant Course

Project- LEED

Entrepreneurship Development

Health & Hygiene

Project-Aarogyam

Mobile Clinic (Taloja)

Project-Aarogyam

School screening camp at Chinchavali

Environment Sustainability

Project Gyanam

Food distribution at schools

Project- Social Welfare

Water tank with drinking water connection, at Aanganwadi

Continue to touch life for betterment…

Safe Harbour: This presentation contains statements that contain "forward looking statements" including, but without limitation, statements relating to the implementation of strategic initiatives, and other statements relating Deepak Fertilisers and Petrochemicals Corporation limited's (DFPCL) future business developments and economic performance. While these forward looking statements are neither predictions nor guarantees of future events, circumstances or performance and are inherently subject to known and unknown risks and uncertainties, are based on management belief as well as assumptions made by and information currently available to management and only indicate our assessment and future expectations concerning the development of our business, a number of risks, uncertainties and other unknown factors could cause actual developments and results to differ materially from our expectations. These factors include, but are not limited to, general market, macro-economic, governmental and regulatory trends, movements in currency exchange and interest rates, competitive pressures, technological developments, changes in the financial conditions of third parties dealing with us, legislative developments, and other key factors that could affect our business and financial performance. DFPCL undertakes no obligation to publicly revise any forward looking statements to reflect future / likely events or circumstances.

Investor Relations Contact

Subhash Anand
President and CFO
subhash.anand@dfpcl.com
+91 20 6645 8797

Thank You

DEEPAK FERTILISERS AND PETROCHEMICALS CORPORATION LIMITED

Corporate Office:
Sai Hira, Survey No. 93, Mundhwa, Pune - 411 036, Maharashtra, India.
CIN: L24121MH1979PLC021360
www.dfpcl.com