

29th May 2026

The National Stock Exchange of India Limited Exchange Plaza, 5th Floor Plot No. C/1, G Block Bandra Kurla Complex Bandra(E) Mumbai – 400051 Code: EIHOTEL	The BSE Limited Corporate Relationship Dept. 1st Floor, New Trading Ring, Rotunda Building Phiroze Jeejeebhoy Towers Dalal Street, Fort Mumbai – 400001 Code: 500840
---	---

Sub: Submission of presentation to Investors / Analysts

Dear Sir / Madam,

Pursuant to Regulation 30(6) of SEBI (Listing Obligations and Disclosure Requirements) Regulations, 2015 (Listing Regulations), please find enclosed copy of the presentation to investors/analysts in respect of the Audited Financial Results (Standalone and Consolidated) of the Company for the year ended 31st March 2026 declared on 26th May 2026.

The above may please be taken on record.

Thank you,

Yours faithfully,

For EIH Limited**Lalit Kumar Sharma**
Company Secretary

CIN: L55101WB1949PLC017981

Corporate Office: 7, Sham Nath Marg, Delhi – 110 054, India/ Telephone: +91 - 11- 2389 0505 /
Website: www.eihltd.com, Email: isdho@oberoigroup.com

Registered Office: N-806-A, 8th Floor, Diamond Heritage Building, 16, Strand Road, Fairley Place, Kolkata - 700001

ElH Limited

Earnings Call: Q4, FY26



The Oberoi Rajvilas, Jaipur voted the 'Best Hotel In The World' at Travel + Leisure World's Best Awards, 2024.

Industry Performance

Q4 FY25-26 Occupancy	Q4 FY25-26 ARR (Rs.)	Q4 FY25-26 RevPAR
67-69% (-2)-0% vs. PY	10,000-10,200 +6-8% vs. PY	6,700-7,308 +5-7% vs. PY

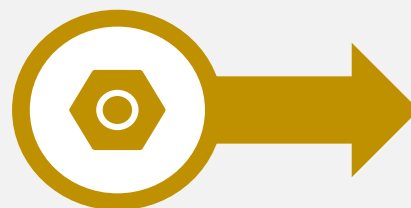
Source: HVS Anarock | Hotels & Hospitality Overview (April 2026)

FY25-26 Occupancy	FY25-26 ARR (Rs.)	FY25-26 RevPAR
63%-65% +0-1 pp vs. PY	8,700-8,900 +9-10% vs. PY	5,650-5,850 +10-12% vs. PY

Source: HVS Anarock | Hotels & Hospitality Overview (July 2025, October 2025, January 2026 & April 2026)

Comparison with Previous Fiscal

- Despite short-term geopolitical headwinds, Hospitality Industry remained resilient, with ARR at ₹10,000–10,200 (+~6–8% YoY) and RevPAR at ₹6,700–7,308 (+~5–7% YoY), while occupancy moderated to 67–69% (vs 69–71%)
- Performance softened in March vs the strong February base, with Q4 air traffic growth staying subdued and March at ~1% YoY. while corporate, weddings and MICE demand remained resilient



FY26 vs FY25

India's hospitality sector remained strong in FY26 despite multiple disruptions including Geo-political tensions in May 2025, excessive monsoon in July 2025, air travel disruption in December 2025 and West Asia conflict. Industry delivered strong rate-led growth with ARR growing at ~10%.

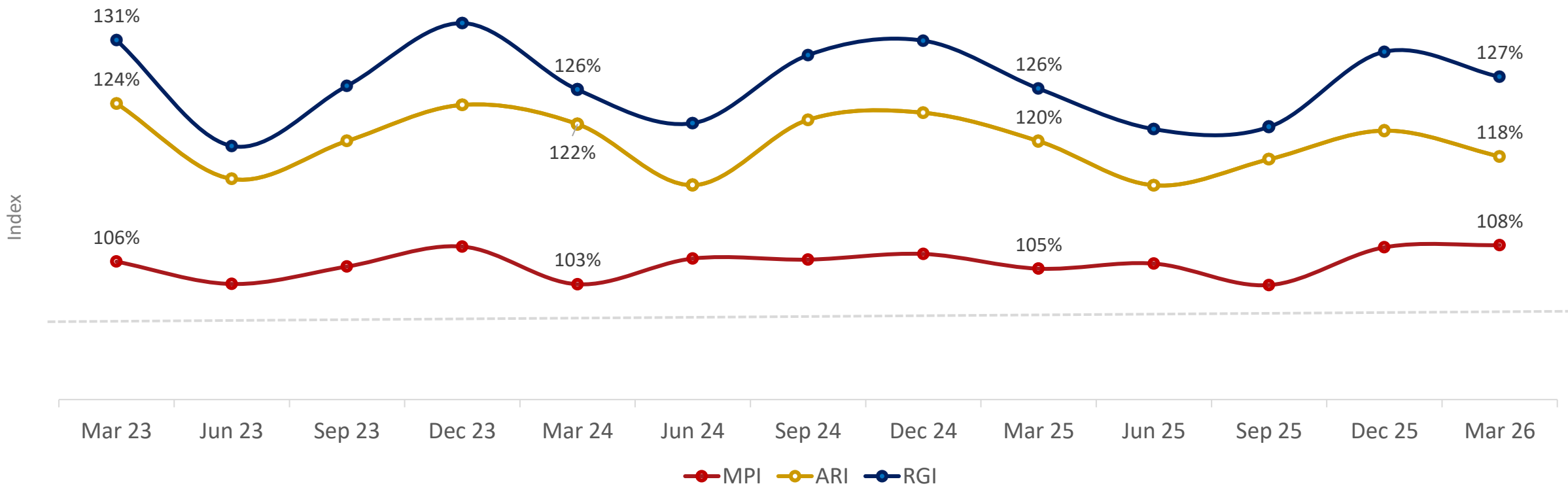
Operational Performance

Q4 FY26



EIH maintains consistent RevPAR Leadership over STR Competition Set

All Domestic Hotels including Managed with STR



13 out of 15 hotels ranked 1st & 2nd wherein STR provides benchmarking (7 hotels Rank 1st & 6 Hotels rank 2nd)

Source: CoStar

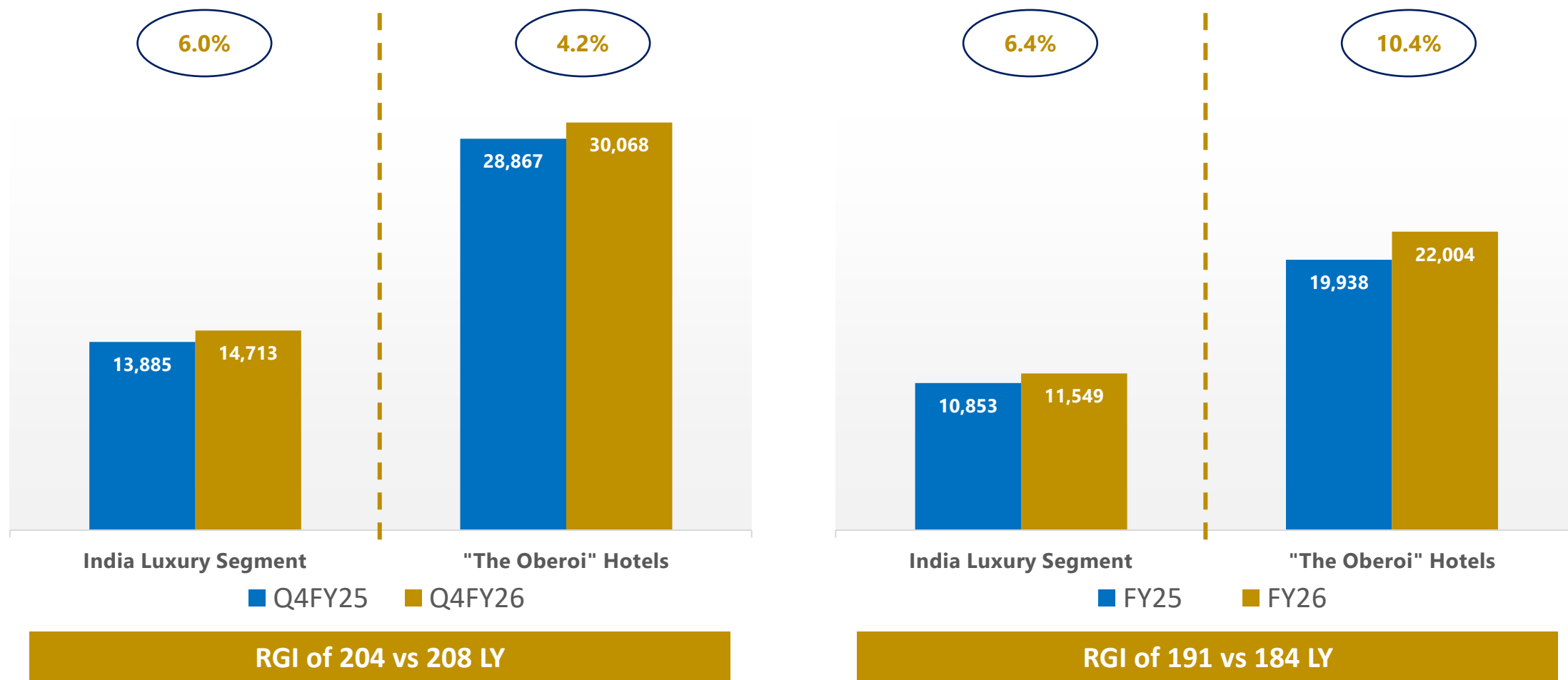
Dataset: All Domestic Hotels managed by EIH with STR

Note: MPI, ARI and RGI is basis the current Compset and has changed as reported earlier due to change in Compset

RevPAR Y-o-Y growth by Hotel Positioning – “The Oberoi”

Figures in INR

All Domestic Hotels including Managed



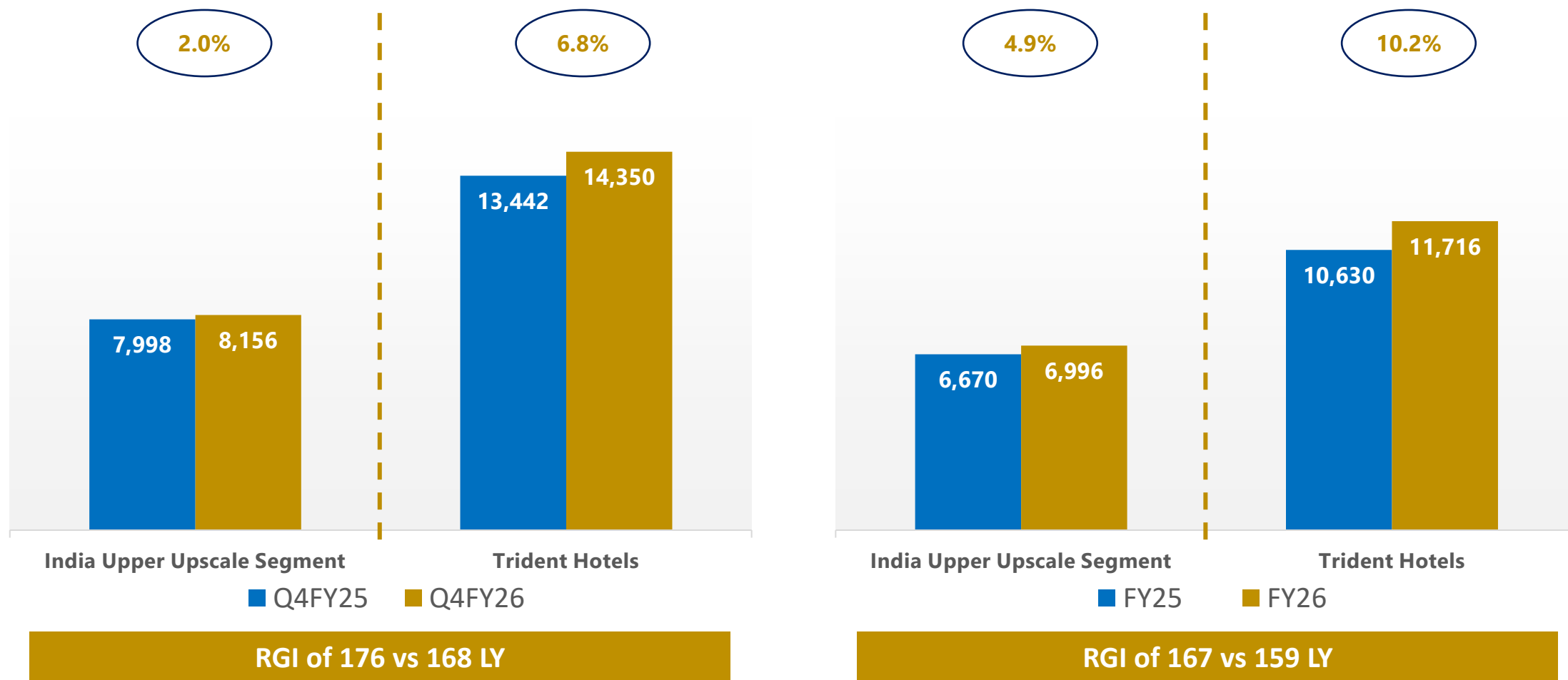
Source: CoStar

Note: Change in RevPAR is inclusive of hotels opened & closed during the respective periods

RevPAR Y-o-Y growth by Hotel Positioning – “Trident”

Figures in INR

All Domestic Hotels including Managed

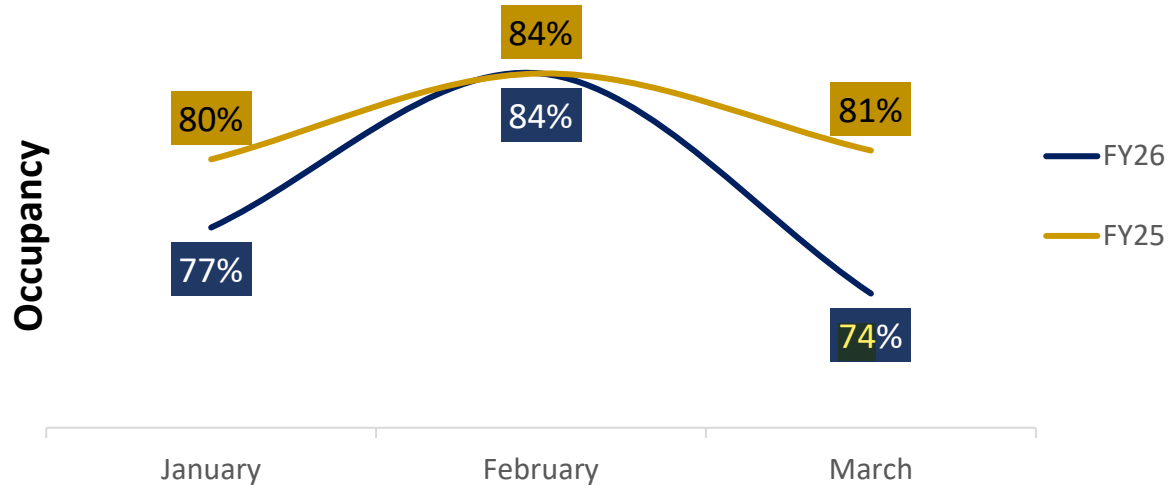


Source: CoStar

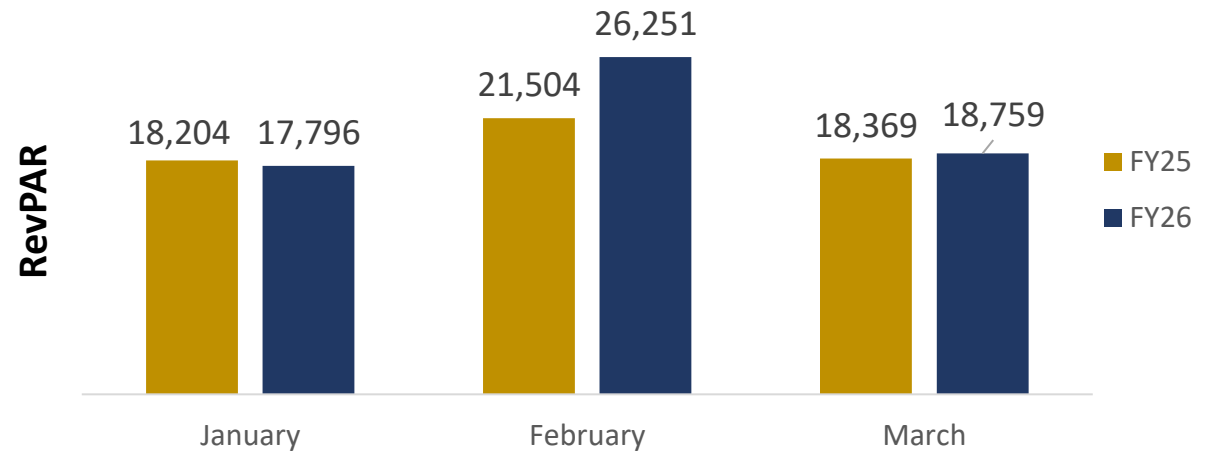
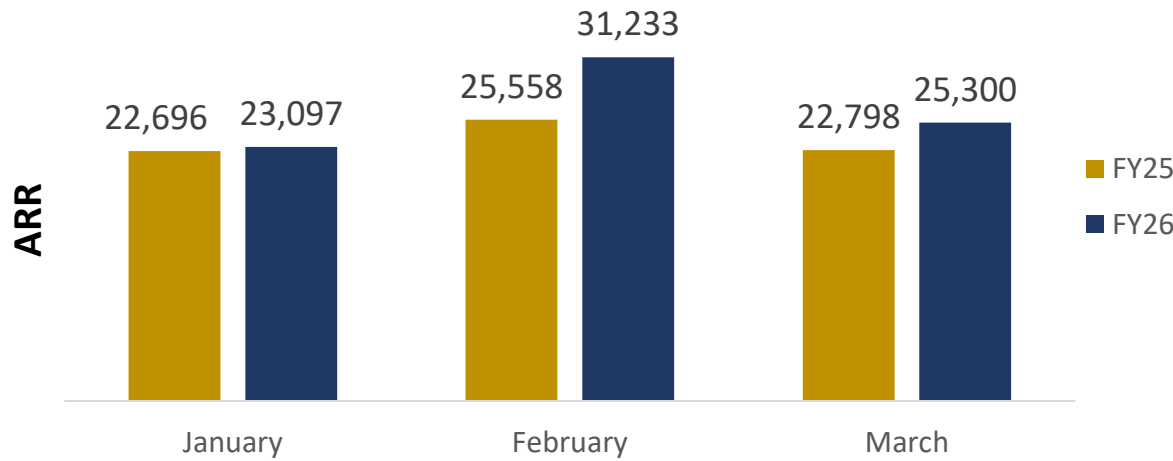
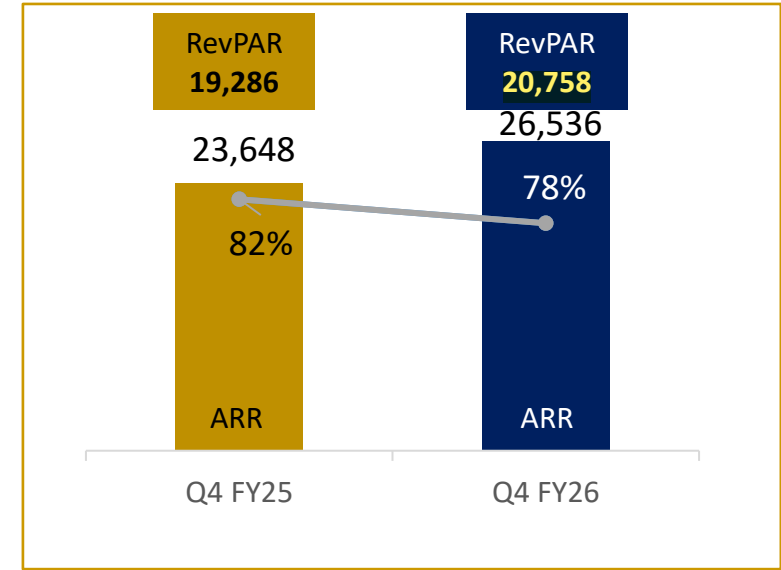
Note: Change in RevPAR is inclusive of hotels opened & closed during the respective periods

Q4 ARR/Occupancy trends by month

All Domestic Hotels including managed



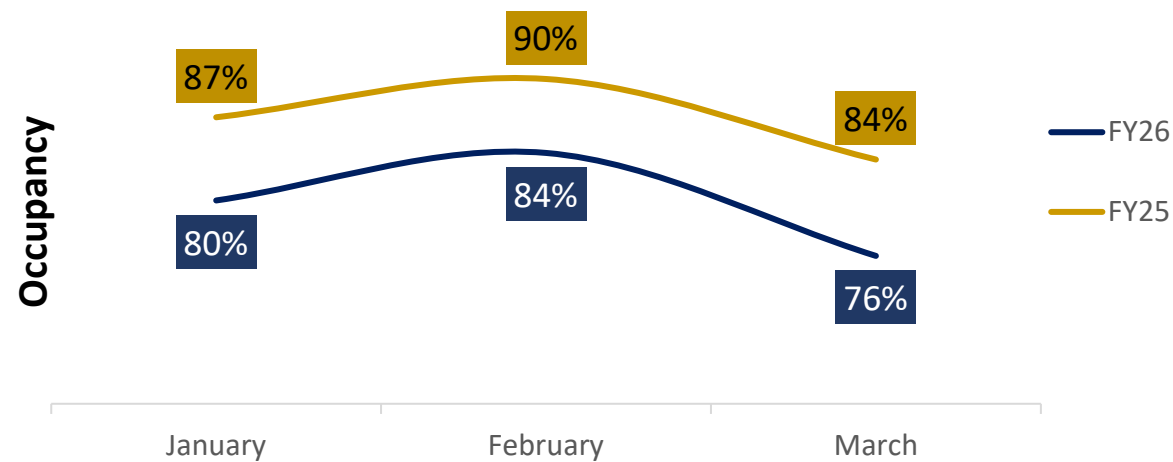
Quarterly Occupancy, ARR & RevPAR



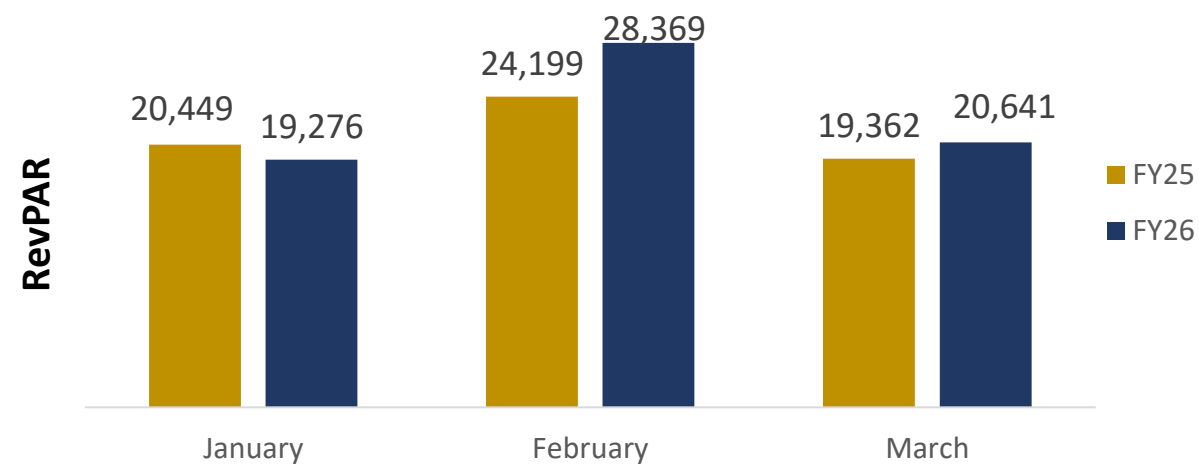
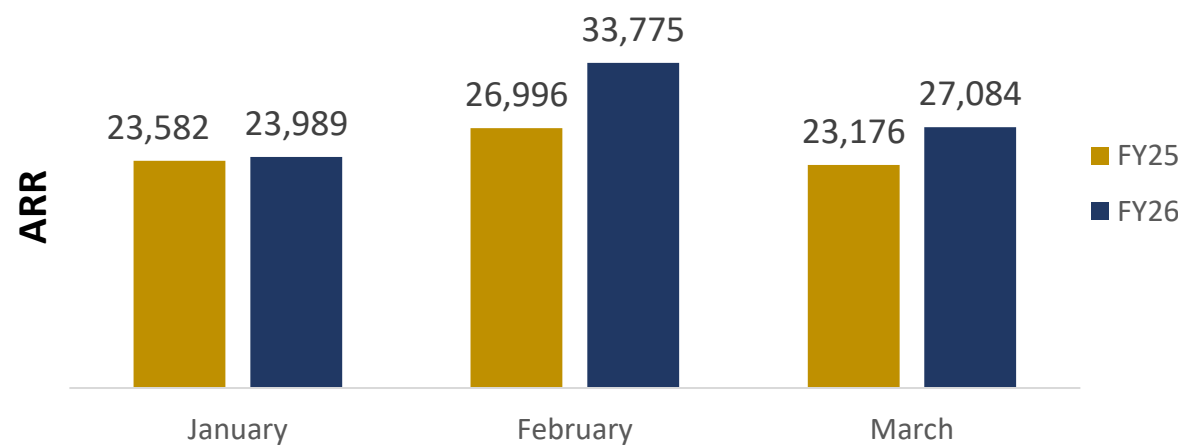
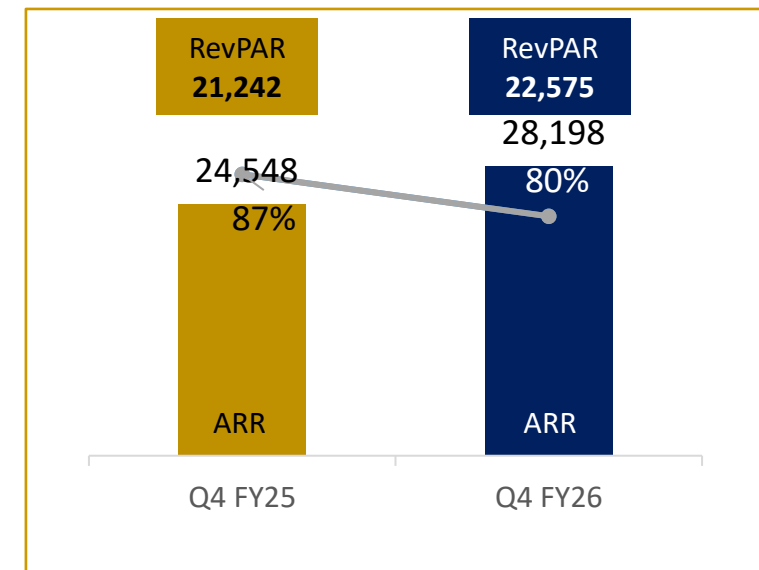
Note: Change in operating numbers is impacted due to opening of The Oberoi Rajgarh & The Oberoi Vindhyavilas and closure of Trident Jaipur

Q4 ARR/Occupancy trends by month

EIH Owned Hotels



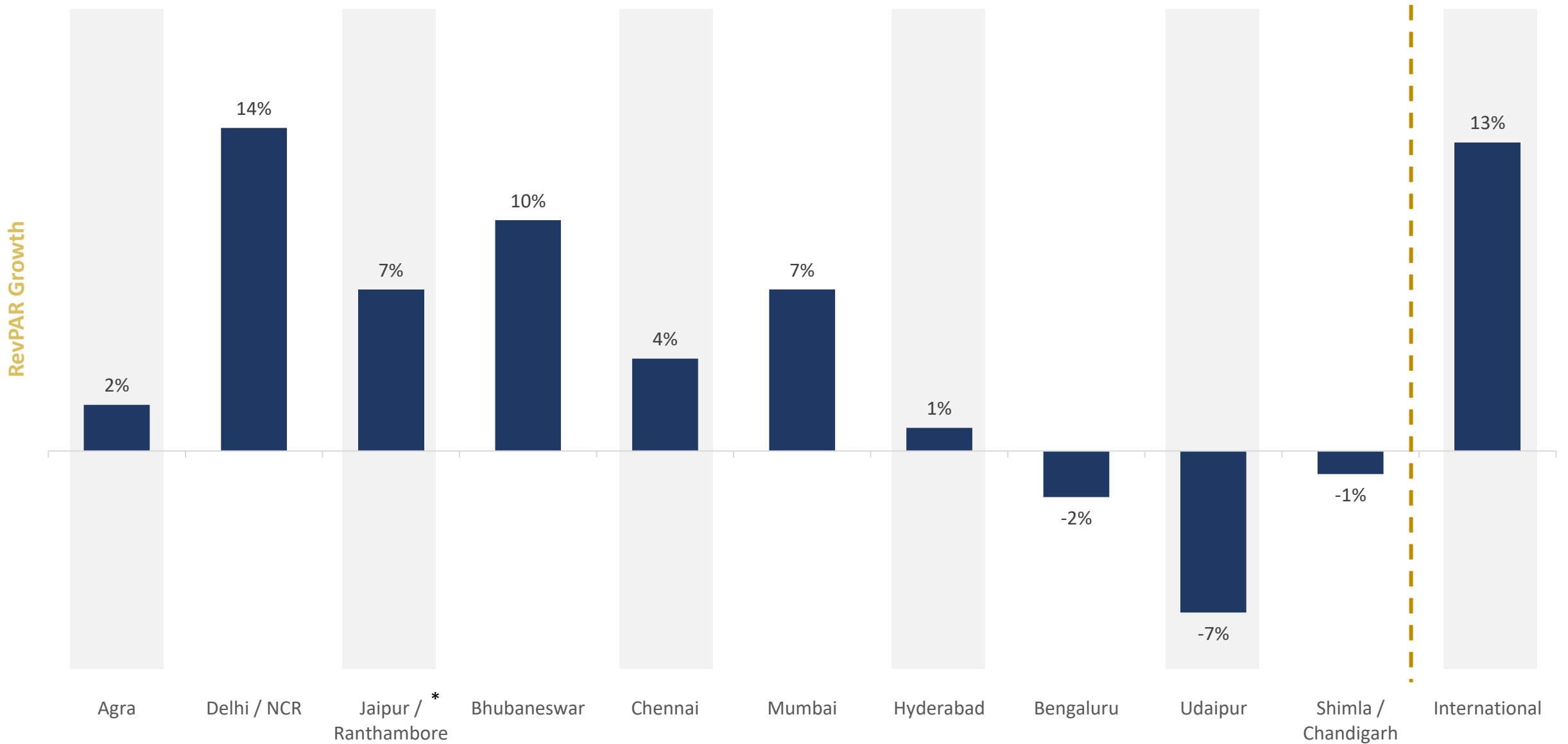
Quarterly Occupancy, ARR & RevPAR



Note: Change in operating numbers is impacted due to opening of The Oberoi Rajgarh

Q4 RevPAR Y-o-Y growth by City

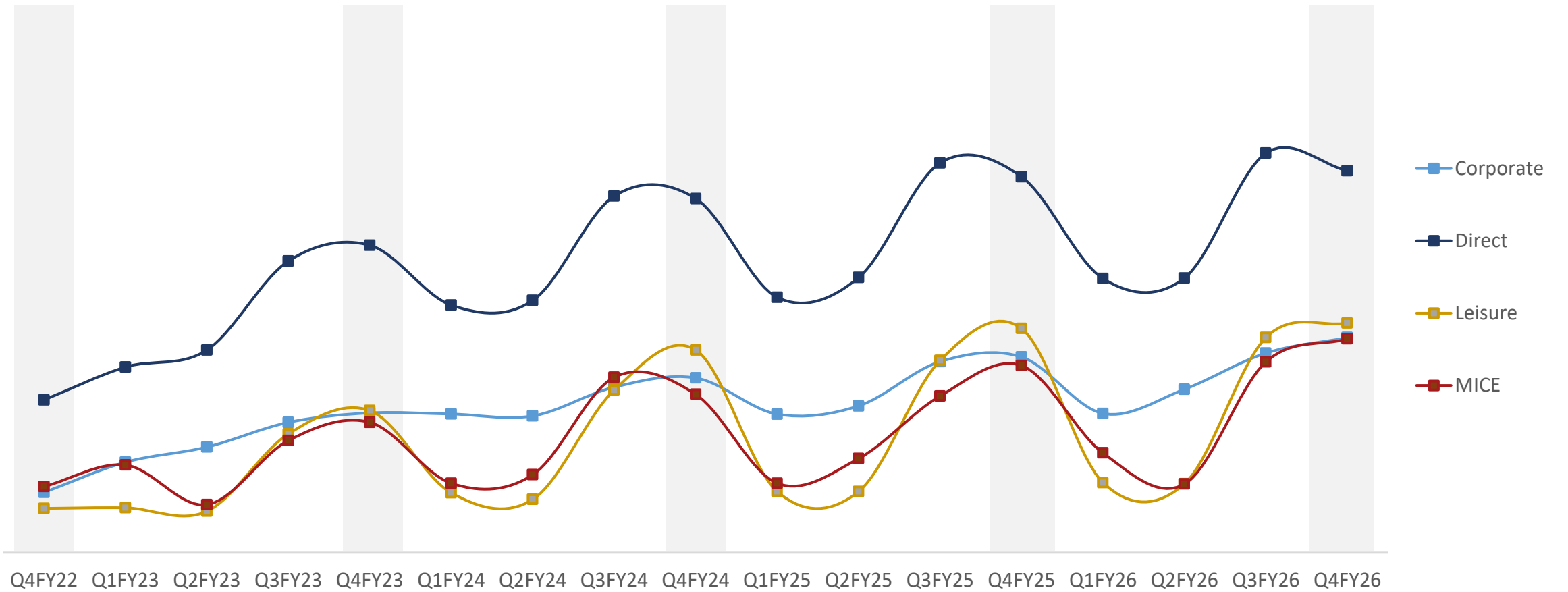
All Domestic Hotels including Managed



* Excluding Trident Jaipur since it is closed for renovation & The Oberoi Rajgarh since this is first year of operation.

Room Revenue Trends

All Domestic Hotels including Managed



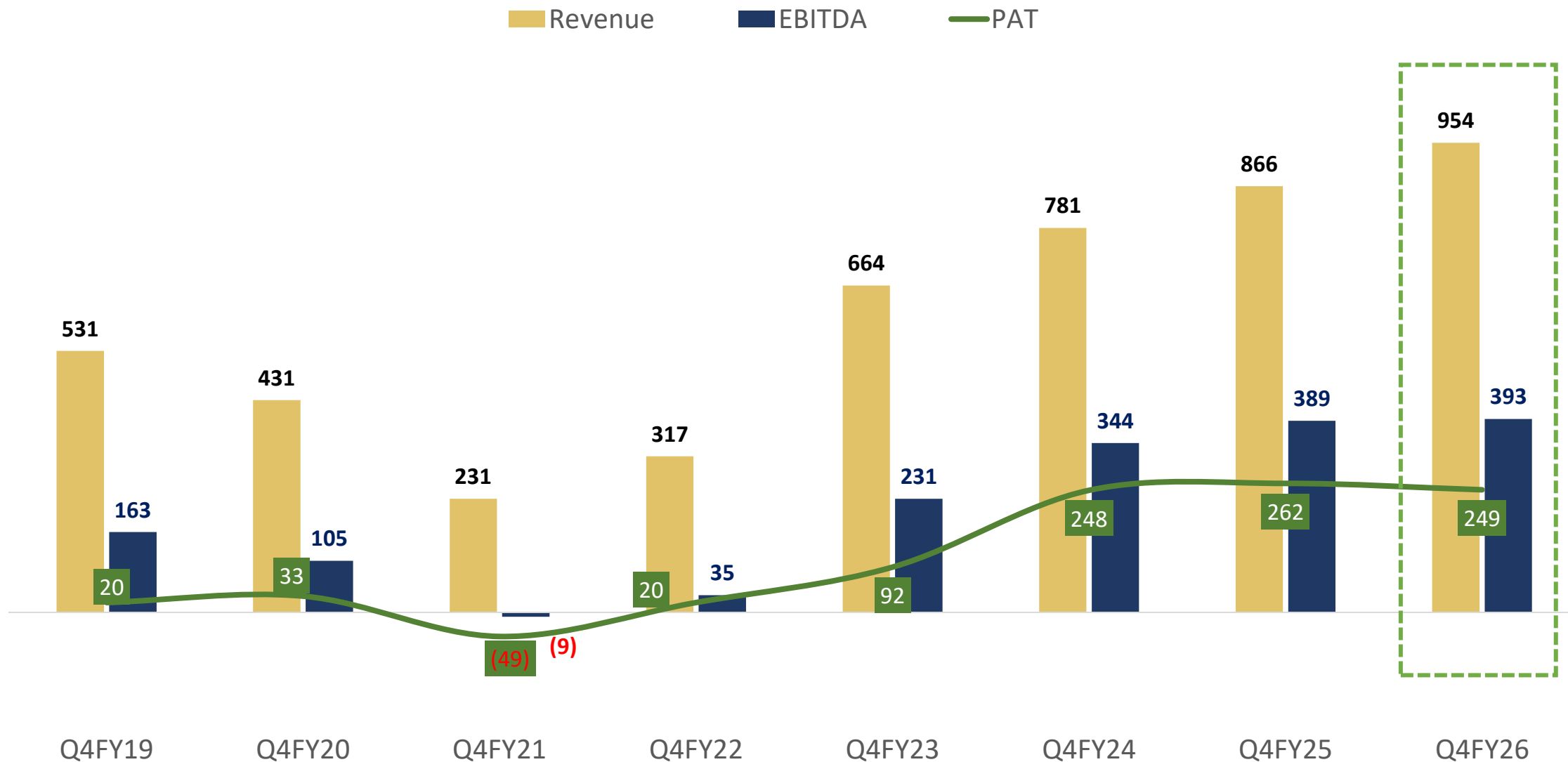
Financials



Financial Performance – Q4 & FY26

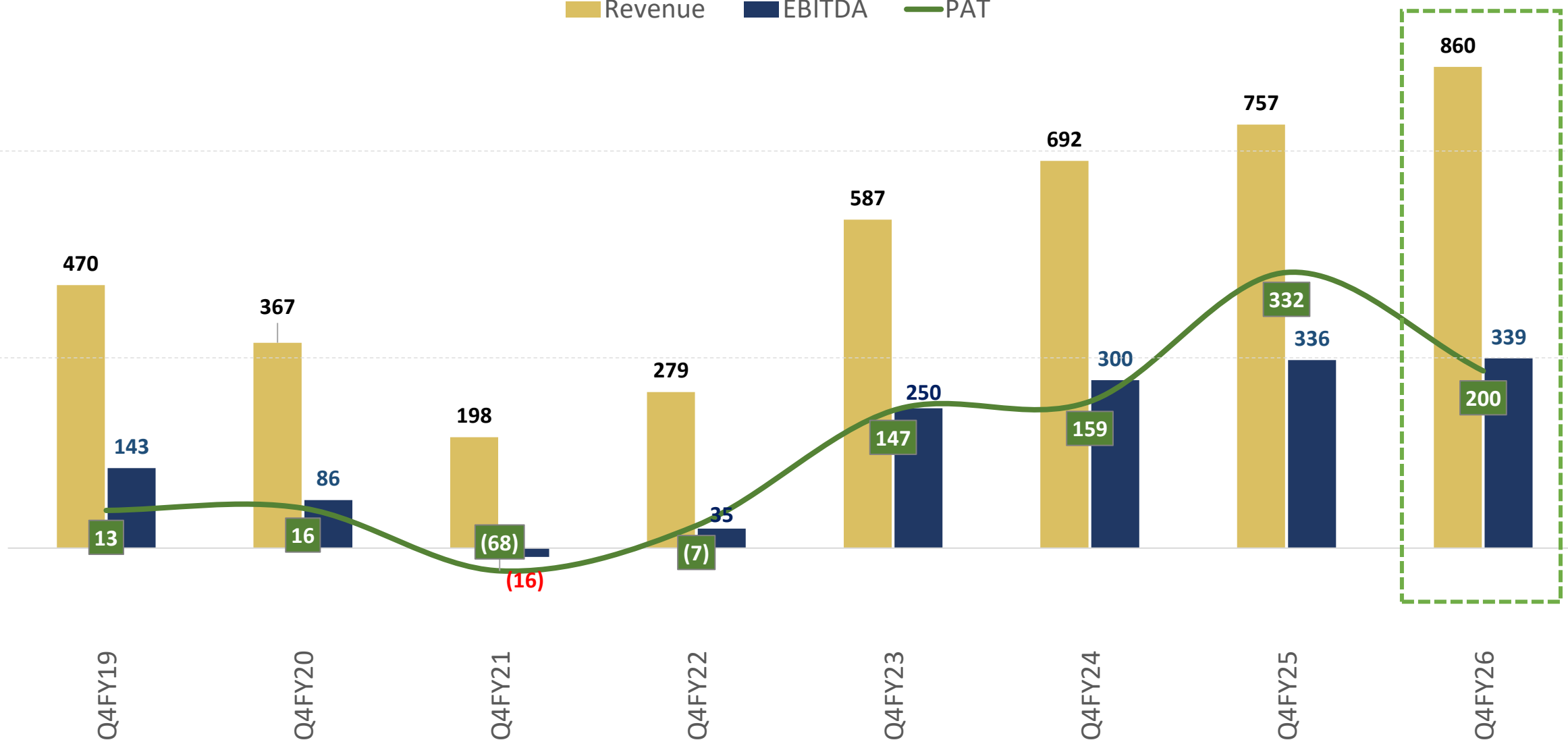
Consolidated and Standalone

Q4 Consolidated Performance



Q4 Standalone performance

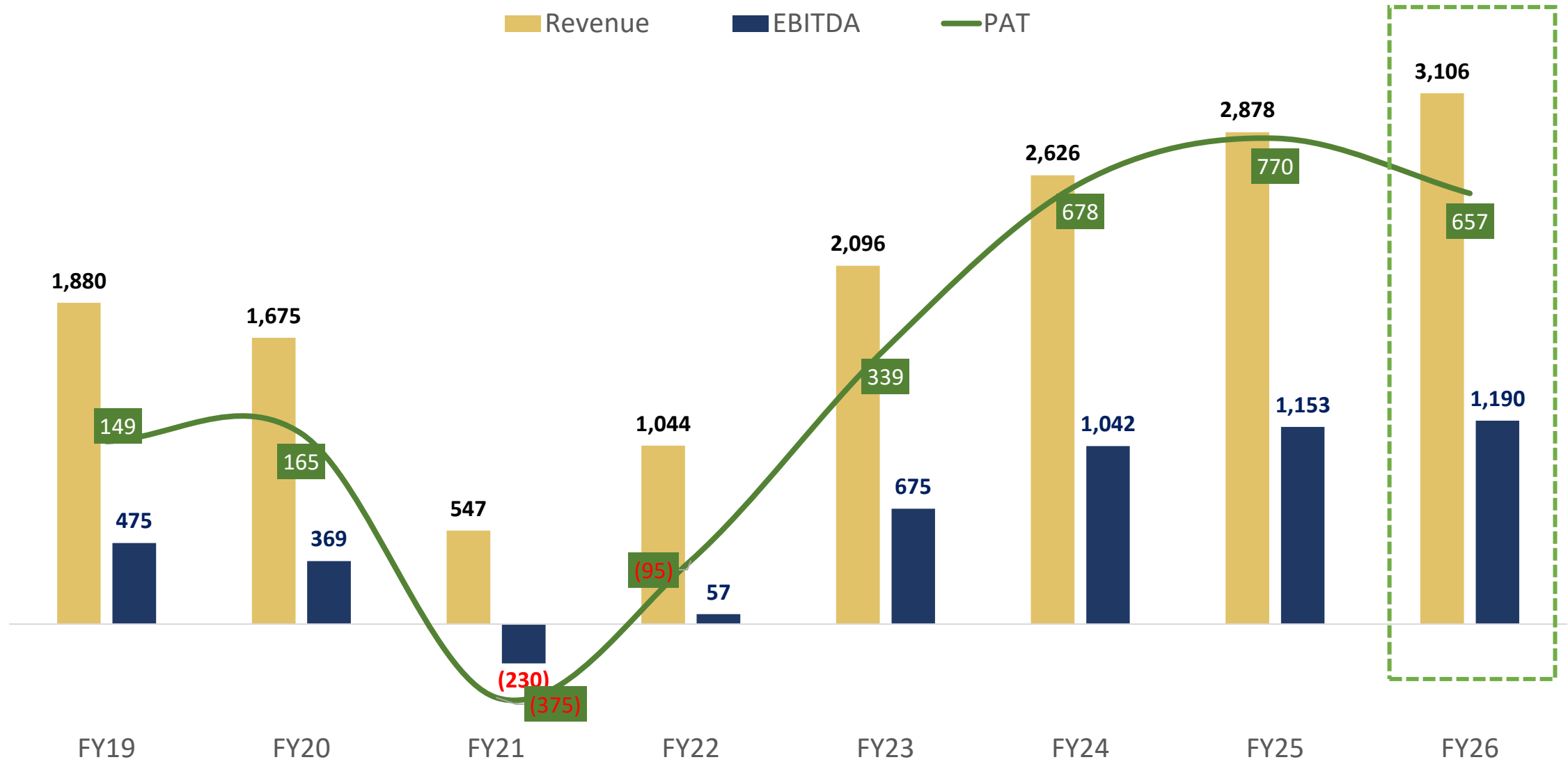
Revenue EBITDA PAT



12M Consolidated Performance

INR Crores

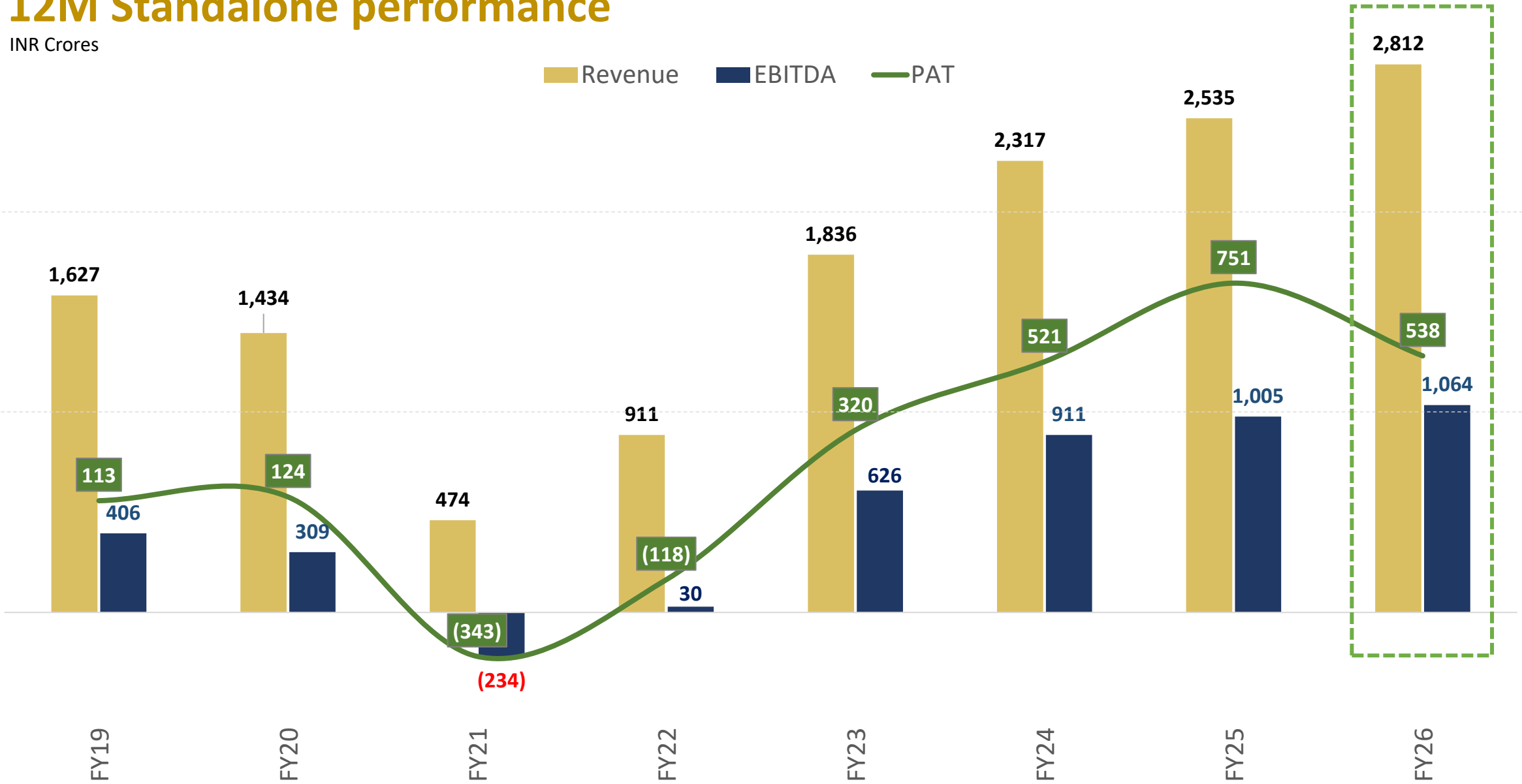
Revenue EBITDA PAT



12M Standalone performance

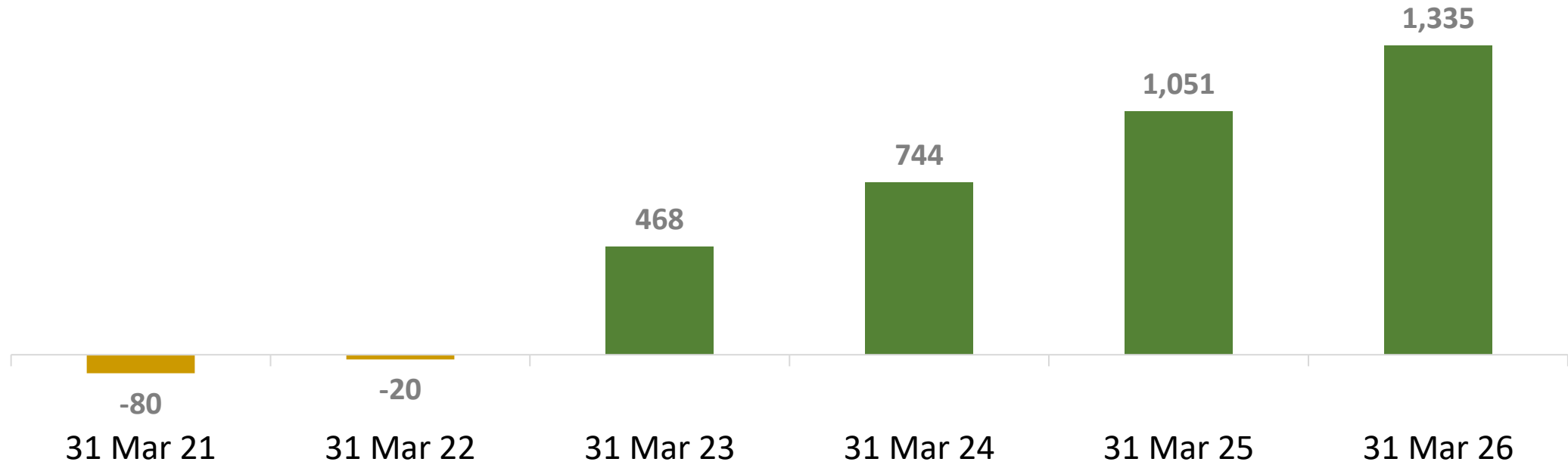
INR Crores

Revenue EBITDA PAT

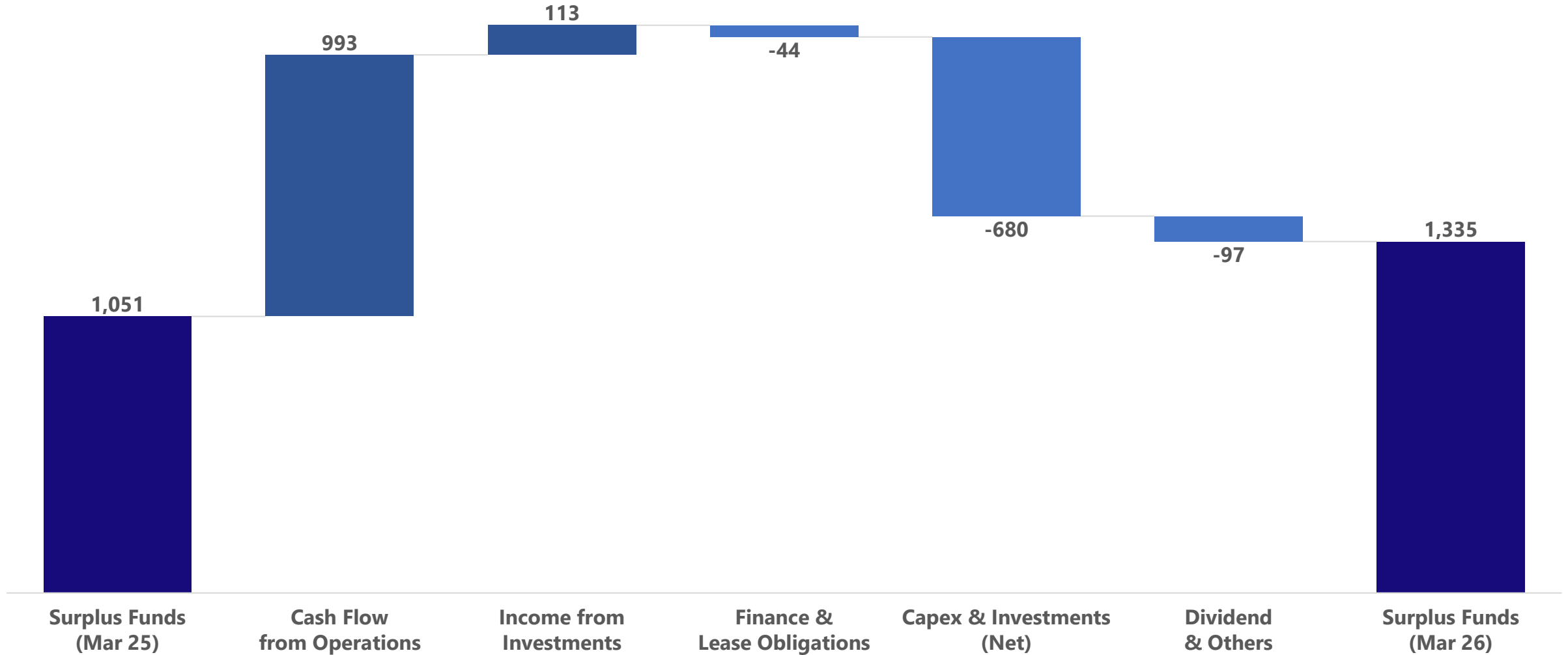


Funds Position - Consolidated

Healthy liquidity to enable long-term growth plans






Consolidated Fund Flow





Financial Statements

Performance Highlights (Consolidated)

Consolidated P&L	QTR 4		
	FY26	FY25	
Revenue from Operations	895	827	
Other Income	59	38	
TOTAL REVENUE (A)	954	866	 10%
Consumption	76	68	
Employee Benefits	166	143	
Administrative & Other Expenses	319	266	
TOTAL EXPENDITURE (B)	561	477	
EBITDA = (A) – (B)	393	389	 1%
<i>Less: Depreciation & Amortization</i>	38	33	
EBIT	355	356	
<i>Less: Finance Costs</i>	6	6	
<i>Add: Share of net profit of associates and joint ventures</i>	20	27	
<i>Add/(less): Exceptional Items</i>	-	(22)	
<i>Less: Tax Expense</i>	119	93	
Profit / (Loss) from operations	249	262	 5%
Other Comprehensive Income / Loss (net of tax)	43	7	
Total Comprehensive Income / Loss (net of tax)	292	268	

Performance Highlights (Consolidated)

Consolidated P&L	12M			
	FY26	FY25		
Revenue from Operations	2,940	2,743		
Other Income	166	136		
TOTAL REVENUE (A)	3,106	2,879	↑	8%
Consumption	276	247		
Employee Benefits	607	544		
Administrative & Other Expenses	1,033	935		
TOTAL EXPENDITURE (B)	1,916	1,726		
EBITDA = (A) – (B)	1,190	1,153	↑	3%
<i>Less: Depreciation & Amortization</i>	143	134		
EBIT	1,047	1,019		
<i>Less: Finance Costs</i>	23	21		
<i>Add: Share of net profit of associates and joint ventures</i>	57	59		
<i>Add/(less): Exceptional Items</i>	(132)	(28)		
<i>Less: Tax Expense</i>	291	258		
Profit / (Loss) from operations	657	770	↓	15%
Other Comprehensive Income / Loss (net of tax)	96	9		
Total Comprehensive Income / Loss (net of tax)	753	779		
Profit / (Loss) from operations (w/o Exceptional items & related tax)	812	798	↑	2%

Awards & Accolades

Time Magazine, US, 2026

- The Oberoi Rajgarh Palace, Khajuraho, featured on the list of World's Greatest Places of 2026

Conde Nast Traveller, Global, 2026

- The Oberoi Rajgarh Palace, Khajuraho, featured on The Global Hot List : Best New Hotels in the World

Conde Nast Traveller, Global 2026

- The Oberoi, Mumbai featured on The Gold List

Prix Versailles, France, 2026

- The Oberoi Rajgarh Palace, Khajuraho, featured on the list of World's Most Beautiful Hotels of 2026

Travel & Leisure, US- It List, 2026

- The Oberoi Rajgarh Palace, Khajuraho, and The Oberoi Vindhyavilas Wildlife Resort, Bandhavgarh featured on the It List

Town & Country Hotel Awards, US, 2026

- The Oberoi Rajgarh Palace, Khajuraho, featured amongst the Favourite New Places of 2026

Telegraph Travel Awards, UK 2025

- Oberoi Hotels & Resorts voted as the 'Best Hotel Group'
- The Oberoi Luxury Nile Cruisers voted as the 'Best River Cruise Line'

The Times Travel Awards, UK, 2025

- Oberoi Hotels & Resorts ranked #2 among the Best Luxury Hotel Groups

Tatler Asia, 2025

- The Oberoi Udaivilas, Udaipur featured amongst The Best 100 Hotels in Asia (for two consecutive years)

Conde Nast Traveler, Global 2025

- The Oberoi Vindhyavilas Wildlife Resort, Bandhavgarh, Madhya Pradesh featured on The Global Hot List : Best New Hotels in the World

Time Magazine, US, 2025

- The Oberoi Vindhyavilas Wildlife Resort, Bandhavgarh featured on the list of World's Greatest Places of 2025

Awards & Accolades

Michelin Key Hotels Guide – Inaugural Edition, 2025

Two Keys

- The Oberoi, Marrakech
- The Oberoi Beach Resort, Mauritius
- The Oberoi Udaivilas, Udaipur
- The Oberoi Amarvilas, Agra

One Key

- The Oberoi Rajvilas, Jaipur
- The Oberoi Vanyavilas Wildlife Resort, Ranthambhore
- The Oberoi, Gurgaon

Travel + Leisure, India's Best Awards 2025

- Editor's Choice for Best Leisure Resort- The Oberoi Udaivilas, Udaipur
- Editor's Choice for Best Hotel for Weddings – The Oberoi Sukhvilas Resort & Spa, New Chandigarh
- Editor's Choice for Best Hotel for Service Excellence (For four consecutive years)- Oberoi Hotels & Resorts
- Editor's Choice for Best Five Star Hotel Group In India (For four consecutive years)- Trident Hotels, India
- Editor's Choice for Best City Hotel- Trident, Gurgaon
- Editor's Choice for Best International Leisure Hotel (For two consecutive years)- The Oberoi, Marrakech

Condé Nast Traveller, India Readers' Travel Awards, 2025

- Favourite Indian Leisure Hotel
Winner -The Oberoi Udaivilas, Udaipur (for three consecutive years)
- Favourite Hotel For Design
Winner -The Oberoi Udaivilas, Udaipur
- Favourite Indian Business Hotel
Runner –up-The Oberoi, Mumbai
- Favourite Restaurant In An Indian Hotel
Winner-Baoshuan, The Oberoi, New Delhi
- Favourite Indian Hotel For Service
Winner-The Oberoi, New Delhi



Expansion Plans

Upcoming Projects

Hotels Development Pipeline – Owned Hotels

7 Properties | 825 Keys

Brand	Name	No. of Keys	Domicile	Expected Year of Opening
Trident	Trident Visakhapatnam (*)	150	Domestic	2027
Oberoi	The Oberoi Goa, Cavelossim	90	Domestic	2028
Oberoi	The Oberoi London	21	International	2028
Trident	Trident Tirupati	124	Domestic	2029
Oberoi	The Oberoi Gandikota	20	Domestic	2030
Oberoi	Oberoi Hebbal (#)	120	Domestic	2030
Trident	Trident Hebbal (#)	300	Domestic	2030

* Owned hotel through EIH Associated Hotels, i.e. an associate company of EIH Limited

Mixed-use development will include commercial, retail and F&B space of approximately 7.63 lakhs sq. ft.

Hotels Development Pipeline Summary – Managed Hotels

24 Properties | 1,893 Keys

Year	Oberoi		Trident		Luxury Boats and Nile Cruiser		Total	
	Hotels	Keys	Total	Owned	Hotels	Keys	Hotels	Keys
2026	1	60	0	0	2	14	3	74
2027	0	0	0	0	0	0	0	0
2028	2	59	0	0	1	25	3	84
2029	6	438	1	150	0	0	7	588
2030	4	352	5	720	0	0	9	1,072
TBD	2	75	0	0	0	0	2	75
Total	15	984	6	870	3	39	24	1,893

* TBD indicates To Be Decided



Business Footprint

Period ended 31st March 2026

Widespread
presence across
attractive
destinations

National presence



1. The Oberoi, Mumbai | **237**
2. The Oberoi, New Delhi | **220**
3. The Oberoi Grand, Kolkata | **209** (under renovation)
4. The Oberoi, Gurgaon | **202**
5. The Oberoi, Bengaluru | **160**
6. The Oberoi Amarvilās, Agra | **102**
7. The Oberoi Udaivilās, Udaipur | **89**
8. Wildflower Hall, An Oberoi Resort, Shimla | **85**
9. The Oberoi Cecil, Shimla | **75**
10. The Oberoi Rajvilās, Jaipur | **71**
11. The Oberoi Rajgarh Palace | **65**
12. The Oberoi Sukhvilās Spa Resort, New Chandigarh | **60**
13. The Oberoi Vanyavilās, Wildlife Resort, Ranthambhore | **28**
14. The Oberoi Vindhya Vilas, Bandavgarh | **21**



1. Trident, Nariman Point, Mumbai | **586**
2. Trident, Bandra Kurla, Mumbai | **439**
3. Trident, Hyderabad | **323**
4. Trident, Chennai | **167**
5. Trident, Udaipur | **142**
6. Trident, Gurgaon | **136**
7. Trident, Agra | **135**
8. Trident, Jaipur | **132** (under renovation)
9. Trident, Bhubaneshwar | **62**

 Maidens Hotel, New Delhi | **55**

International presence



1. The Oberoi Beach Resort, Sahl Hasheesh, Egypt | **102**
2. The Oberoi, Marrakech | **84**
3. The Oberoi Beach Resort, Bali | **74**
4. The Oberoi Beach Resort, Mauritius | **71**
5. The Oberoi Beach Resort, Lombok | **50**
6. The Oberoi Zahra, Luxury Nile Cruiser | **27**

408

Total keys - International

3,801

Total keys in India

Disclaimer

This presentation has been prepared by EIH Limited (“EIH”) for informational purposes only. The information contained herein is based on sources believed to be reliable, but EIH makes no representation or warranty, express or implied, as to its accuracy, completeness, or fairness.

This document contains forward-looking statements regarding EIH’s future business prospects and performance. These statements are subject to various risks and uncertainties beyond the Company’s control, including but not limited to market conditions, economic developments, regulatory changes, competitive pressures, and operational challenges. Actual results may differ materially from those expressed or implied.

EIH assumes no obligation to update any forward-looking statements, whether due to new information, future events, or otherwise.

The Company may make additional forward-looking statements in reports to shareholders or through other communications. Any media reporting or commentary on this presentation must receive prior authorization from EIH’s designated representatives. The Company accepts no responsibility for unauthorized interpretations or third-party reports.

This presentation does not constitute an offer to sell or a solicitation to buy any securities of EIH.

THANK YOU

