

सं.सचिव/No. Secy/906/9/10

22.05.2026

<b>The BSE Limited Phiroze Jeejeebhoy Towers Dalal Street, Fort Mumbai – 400 023 Scrip Code-532178</b>	<b>The National Stock Exchange of India Limited Exchange Plaza, 5<sup>th</sup> Floor Bandra Kurla Complex Bandra (East), Mumbai-400051 Symbol-ENGINEERSIN</b>
--	---

**विषय:** निवेशक प्रस्तुति: वित्तीय वर्ष 2025-26 के तिमाही/वर्ष के परिणाम पर हाइलाइट्स  
**Sub: Investor Presentation: Highlights on Quarterly/Yearly Results FY 2025-26**

प्रिय महोदय/महोदया,  
Dear Sir/Madam,

Pursuant to the Regulation 30 of the SEBI (Listing Obligations and Disclosure Requirements) Regulations, 2015, the Investor Presentation highlighting the business and Financial Results for the quarter/year ended 31<sup>st</sup> March, 2026 is enclosed herewith. This is for your records and for the purpose of dissemination of information widely to the members.

The copy of the presentation is also being hosted on the website of the Company at <https://engineersindia.com/Investor/Landing>.

धन्यवाद/Thanking you,

भवदीय/Very truly yours,

कर्त इंजीनियर्स इंडिया लिमिटेड  
For Engineers India Limited

एस. के. पाटी/ S.K. Padhi  
कंपनी सचिव एवं अनुपालन अधिकारी/  
Company Secretary & Compliance officer

संलग्न: यथोपरि/Encl: as above



# Engineers India Limited



Investor Presentation  
Annual Results : FY 25-26



*Delivering Excellence Through People*

# Contents



Page #

**1** Overview of Engineers India Limited

**3**

**2** Track Record and Credentials

**12**

**3** Financials and Order Book Overview

**19**

**4** Major Order secured in FY 2023-24

**32**

**5** Orders in hand

**37**

**6** Outlook

**42**



1

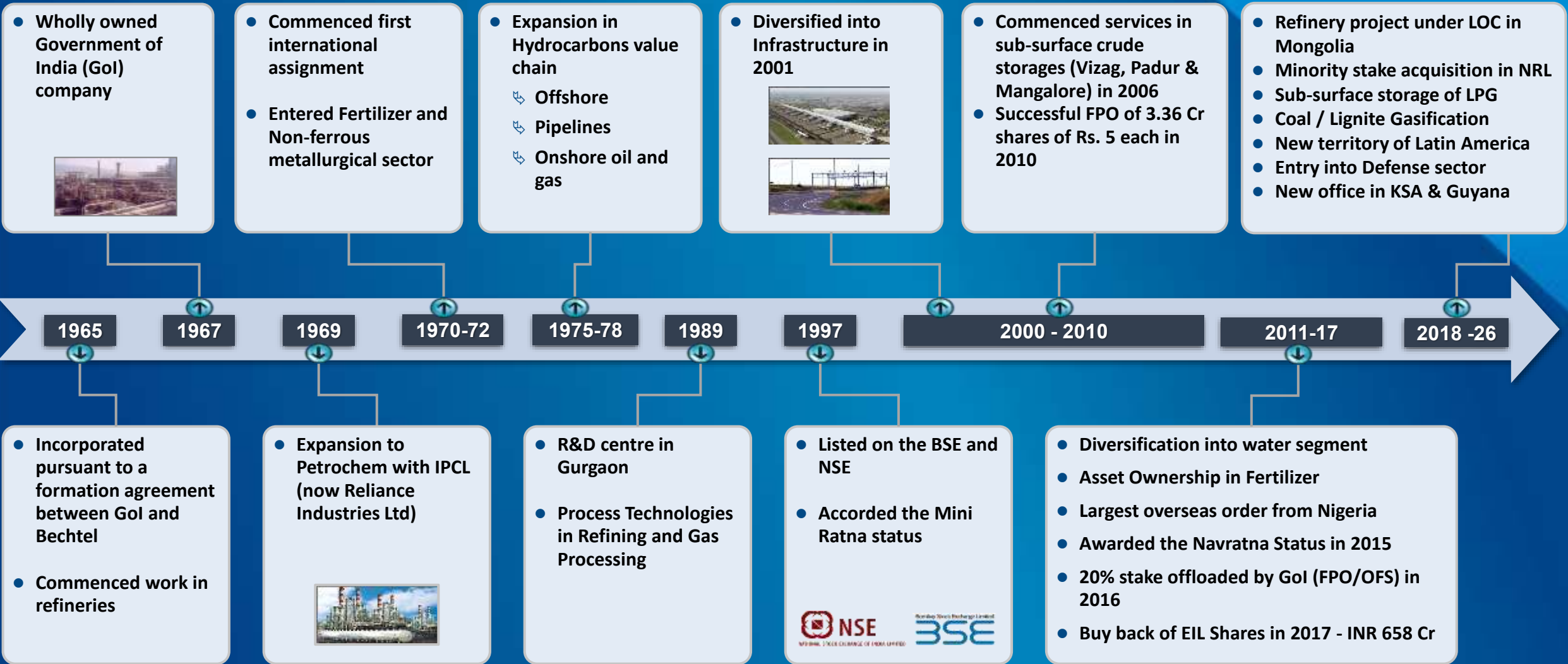
# Overview

# Company Overview

- ❖ Global Engineering Consultancy, Project Management & Total solutions Company
- ❖ A Government of India undertaking under the aegis of Ministry of Petroleum and Natural Gas
- ❖ Over 8000 assignments including 700 Major assignments
- ❖ Significant track record across entire Oil & Gas value chain with experience of landmark projects
- ❖ In-house and collaborative R&D Technologies (more than 40 Process technologies)
- ❖ International presence : Middle East, Africa, South Asia & Central Asia, East Asia (Mongolia), South America (Guyana)
- ❖ Diversification: Infrastructure, Strategic crude oil storage, Fertilizer, Ports, LNG, Water & Waste Water Management, Coal Gasification, Ferrous & Non-Ferrous, Renewables and Clean Energy
- ❖ Sunrise Sectors: Biofuels, Green Hydrogen & Ammonia, Energy Transition
- ❖ Large Resource Pool of around 2700 employees
- ❖ EIL has been certified to ISO 9001, 14001 and 45001



# Key Milestones – 60 years of Service to the Nation



# Lines of Business

**Vision:** “To be a Global Leader offering Total Energy Solutions for a Sustainable Future”

Petroleum Refining



Petrochemicals



Pipelines



Oil & Gas  
(Offshore & Onshore)



Fertilizers



Storages &  
Terminals



Infrastructure



Mining &  
Metallurgy



Water and  
Waste Water  
Management



Coal  
Gasification



Bio Fuels



Clean & Green  
Technologies  
(Green Hydrogen)

# Service Offering : From Concept to Commissioning



## Technology Licensing

- Conceptualization of Process
- Process Modelling & simulation
- Bench / Pilot Studies
- Technology Development & Licensing
- Scaling up (Own / Collaborative)

## Process Design

- Configuration study
- Pre-feasibility studies
- Technology and licensor selection
- Conceptual design & feasibility
- Process design package

## Project Management

- Integrated Project Management services
- Project Control – Planning & Scheduling, Monitoring
- Cost estimate and Control
- Project Risk Assessment & Mitigation

## Engineering

- FEED
- Residual engineering
- Detailed engineering
- Engineering for procurement
- Engineering for construction

# Service Offering : From Concept to Commissioning



## Supply Chain Management

- Supplier and contractor management
- Procurement Assistance
- Inspection and Expediting
- Vendor development



## Construction Management

- Construction Supervision
- Materials /Warehouse management
- Quality Assurance and HSE Management
- Progress Scheduling and Monitoring
- Mechanical Completion
- Site closure



## Commissioning

- Pre-commissioning and Commissioning Assistance



## Specialized Services

- Environment and Water Study
- Heat and Mass Transfer
- Health and Safety, HAZOP, SIL studies, RRA, Safety audit
- Specialist Materials and Maintenance
- Finite Element Analysis, Critical Stress analysis



## Certification (through CEIL)

- EIL subsidiary – Certification Engineers International Limited (CEIL)
- Certification and Re-certification services
- Third party inspection

# Service Offering & Business Models

## Consultancy

Studies  
(Concept/  
configuration/  
Feasibility)

FEED/PMC

EPCM

Owners  
Engineers

## Contracting

OBE

LSTK / EPC

Depository

## Process Design & Technology Licensing

Refining  
(CDU/VDU, DHDT,  
LPGTU, SRU, TGTU, DCU,  
ATF Hydrotreating)

Gas Processing  
(C2/C3 Recovery,  
sweetening)

## Hardware Supply

Desalter

Contactors /  
Structured Packing

Coalescer

Oxygen Mixing  
Device



# Board of Directors *(as on 16.04.2026)*



## C&MD

- Shri Praveen M. Khanooja, Additional Secretary - MoPNG

## Functional Directors

- Shri Sanjay Jindal, Director (Finance)
- Shri Atul Gupta, Director (Commercial)
- Shri Rajiv Agarwal, Director (Technical)
- Shri Subhas Balakumar, Director (Projects)
- Shri Rupesh Kumar Singh, Director (HR)

## Chief Vigilance Officer

- Ms. Shruti Agnihotriy

## Director (Govt. Nominee)

- Shri Arun Kumar
- Shri Kapil Verma

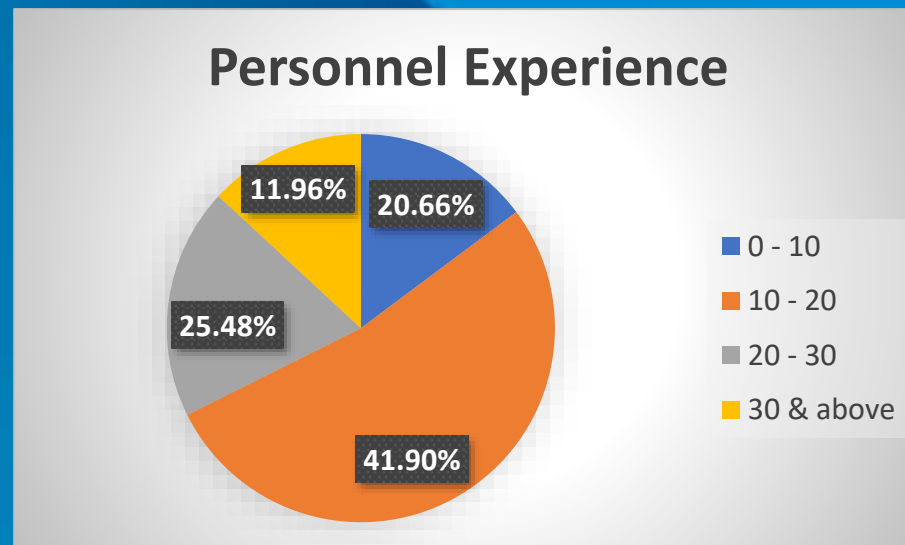
## Non-official Independent Directors

- Shri Mahesh Goyal
- Shri Shambhu Nath Keshri

# EIL Manpower Resources

Qualification	Count
Graduates in Engineering	2049
Post Graduates in Engineering	287
Doctorates in Engineering	10
<b>Total Personnel with Engineering Qualification (Technical Manpower)</b>	<b>2346</b>
Other Professionals (MBA/MCA/CA/ICWA/CS)	166

Role	Count
Project Management and Control	294
Engineering and Technology	1292
Construction	574
Commercial and Procurement	283
Company Mgmt, HR and Finance & Others	292
<b>Total</b>	<b>2735</b>



- 3.5 Million Man-hours are available annually in EIL offices.
- 1.3 Million Man-hours are available annually at construction sites.
- Average Attrition Rate is 2.34% per year (Past 3 FYs)
- Approx 11.87% are Female employees. Out of these 78.22% are Technical
- Average Age 40.89 years



2

## Track Record and Credentials

# Technology & R&D Capabilities

R&D Center at Gurugram

Developed more than 40 Process Technologies  
(58 active Patents, 74 pending grant)

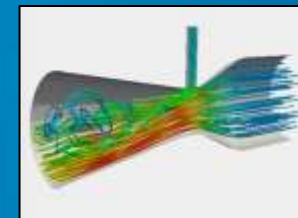
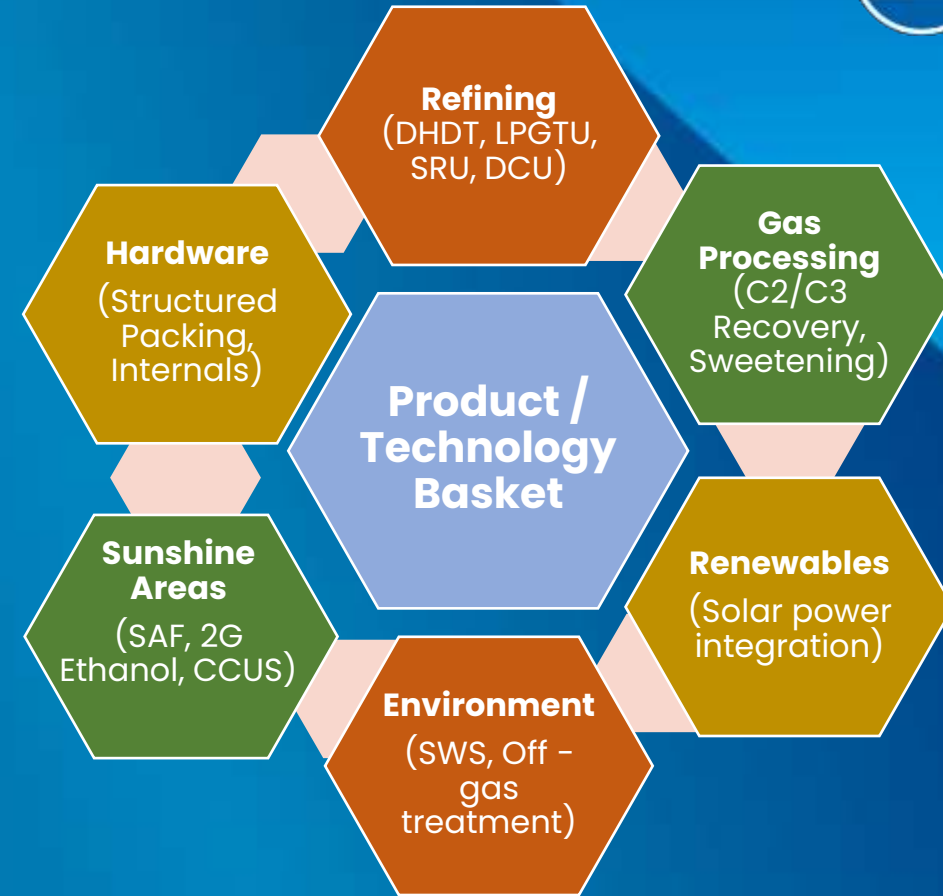
> 60% of process technologies in refineries indigenized

Technology collaboration with various R&D Centers & Institutions

Scale up, Basic Design, Engineering expertise leading to Commercialization successfully demonstrated

100% Engineering indigenization in high tech domain of oil & gas achieved

Forayed into Bio-refinery implementation, Licensing Bio-ATF technology and working in Green Energy sector through collaboration



# Strong Track Record With Diverse Client Base

As of March 2025

93 Major Refinery Projects including 11 Green-field Projects

49 Onshore Oil & Gas Processing Projects

14 Major Petrochemical Projects

248 Offshore Projects including Process Platforms

55 Pipeline Projects

13 Chemicals and Fertiliser Projects

15 Ports & Terminals

47 Infrastructure Projects

33 Mining & Metal Projects

25 Turnkey / OBE Projects

2 Strategic Storage Projects (4 Locations)

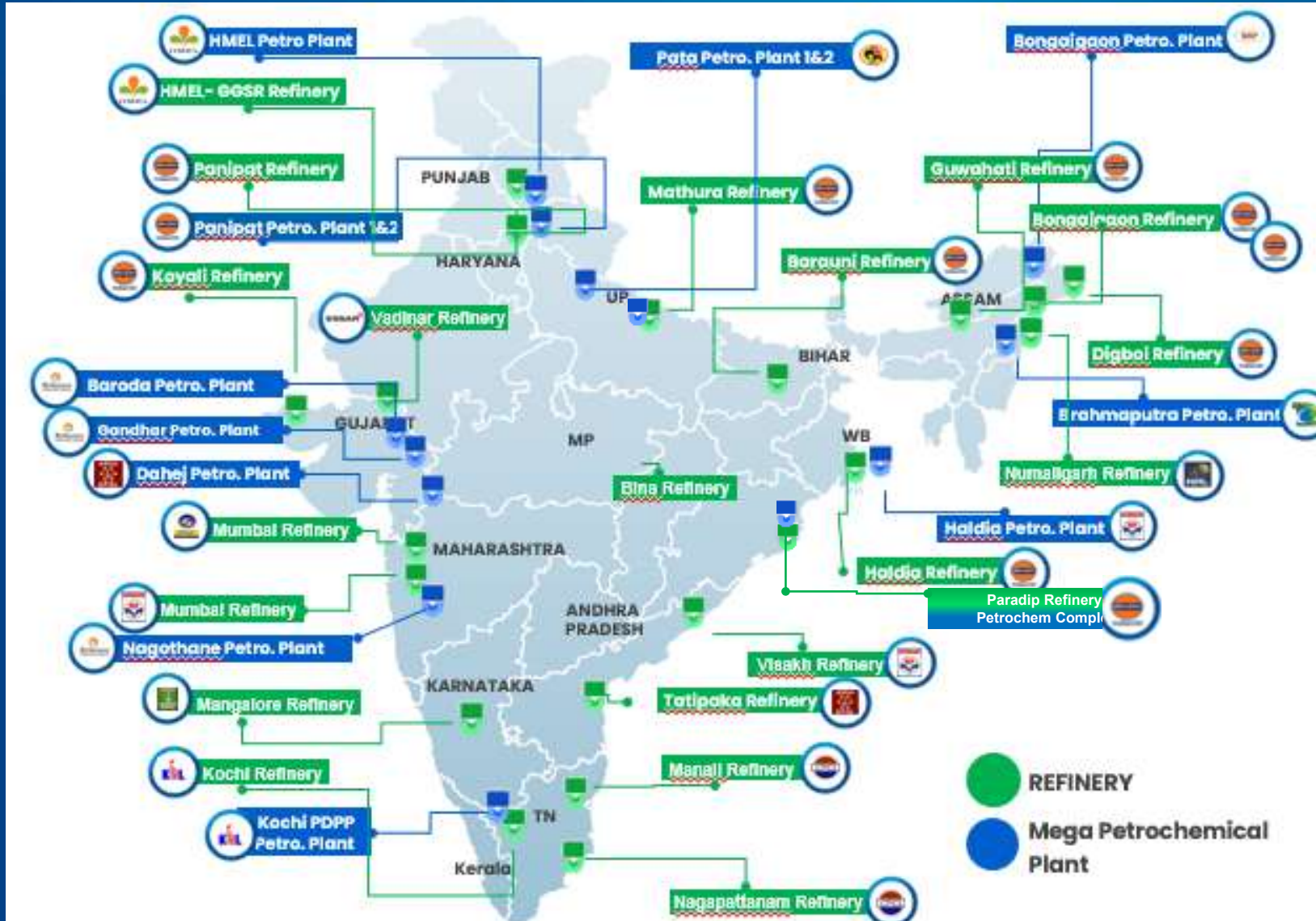
30+ Power / Captive Power Projects

15+ Gasification Assignments



*Delivering Excellence Through People*

# Leadership Position in Refineries & Petrochemicals in India



## Milestones

- 20 out of 23 Refineries in India have EIL Footprints
- Installed 12 out of the 13 mega petrochemical complexes in India.
- Built combined refining capacity of more than 165 MTPA (3.3 million BPD) in India
- Engineered 10 grass-root refineries.
- Forayed into new areas such as underground caverns for storages
- Product upgradation leapfrogging to BSVI product quality for MS and Diesel pan India
- Integrated Refinery and Petrochemical Work in progress on Rajasthan Refinery
- Ongoing Petrochemical Complex in Paradip and Bina



# International Clientele - Focus in Overseas Geographies



Regions	Key Countries	Clients
Middle East	UAE	<ul style="list-style-type: none"> <li>ADNOC Group Companies (Formerly ADMA OPCO; GASCO; TAKREER ; ZADCO; ADGAS; Borouge; FERTIL; etc)</li> <li>NMDC; BUNDUQ</li> </ul>
	Bahrain	<ul style="list-style-type: none"> <li>BANAGAS (Bahrain National Gas)</li> <li>BAPCO (Bahrain Petroleum Co)</li> <li>ALBA</li> </ul>
	Kuwait	<ul style="list-style-type: none"> <li>KPC / KNPC / KAFCO / KOC</li> <li>KGOC</li> <li>Equate</li> <li>PIC (Petrochemical Ind Co)</li> <li>United Gulf Construction Co. W.L.L. (UGCC)</li> </ul>
	Oman	<ul style="list-style-type: none"> <li>OQ</li> <li>SIUCI</li> <li>OOC</li> </ul>
	Saudi Arabia	<ul style="list-style-type: none"> <li>Saudi Aramco</li> <li>Saudi Basic Industries Corporation(SABIC)</li> </ul>
Turkey	<ul style="list-style-type: none"> <li>Türkiye Petrolleri Anonim Ortaklığı (TPAO)</li> <li>BOTAŞ Petroleum Pipeline Corporation</li> </ul>	

Regions	Key Countries	Clients
South-East	Malaysia	<ul style="list-style-type: none"> <li>Petronas</li> </ul>
	Indonesia	<ul style="list-style-type: none"> <li>PT Pertamina (Persero)</li> <li>PT Wijaya Karya (Persero) tbk - WIKA</li> <li>PT Panca Amara Utama - PAU</li> </ul>
Asia	Bangladesh	<ul style="list-style-type: none"> <li>BCIC (Bangladesh Chem Ind Corp)</li> <li>BPC (Bangladesh Petroleum Corp)</li> <li>Padma Oil Company Limited (POCL)</li> <li>Super Petrochemical (Pvt.) Ltd</li> </ul>
	Mongolia	<ul style="list-style-type: none"> <li>Ministry of Mining and Heavy Industry (Mongol Refinery State Owned LLC)</li> </ul>
Africa	Algeria	<ul style="list-style-type: none"> <li>SONATRACH</li> <li>Ourhoud</li> <li>Occidental</li> </ul>
	Ghana	<ul style="list-style-type: none"> <li>BOST (Bulk Oil Storage &amp; Transportation Co Ltd )</li> </ul>
	Kenya	<ul style="list-style-type: none"> <li>KPRL (Kenya Petroleum Refineries Limited)</li> </ul>
	Nigeria	<ul style="list-style-type: none"> <li>Dangote</li> <li>ODUM Energy</li> <li>Indorama</li> </ul>
	Mauritius	<ul style="list-style-type: none"> <li>State Trading Corporation (STC)</li> </ul>
South America	Guyana	<ul style="list-style-type: none"> <li>Guyana Power and Gas Inc.</li> </ul>

# Recent Awards and Accolades

**ICC PSE Excellence Awards: Corporate Social Responsibility & Sustainability, Operational Excellence & Corporate Governance in February 2026.**

**FICCI Chemicals and Petrochemical Awards- Manufacturing Process Innovator of the Year in January 2026**

**17<sup>th</sup> CIDC Vishwakarma Achievement Award in April 2026 for**

- Best Construction Project- Residual Utilities & Offsites for Rajasthan Refinery Project (OBE) of HRRL.
- Construction Health, Safety & Environment- Capacity Expansion of Panipat Refinery

**IEI Excellence Awards-Category ESC-A: Organizations having turnover of Rs 200 cr. and above in December 2025.**

**Governance Now 11<sup>th</sup> PSU Awards in March 2026 for**

- Best Overall Financial Performance (Excellence in Performance/ Profit Growth)
- Promoting Self-Reliance (Aatmanirbhar Bharat)
- Infrastructure Development

**Golden Peacock HR Excellence Awards in February 2026 for overall excellence in HR and people management practices.**

**Golden Peacock Risk Management Award in Nov 2024 for Company's ability to rapidly accelerate the pace of improving the Risk Assessment and Management System (RAM)**

**Golden Peacock Occupational Health and Safety Award in June 2024 for best practices for Occupational Health & Safety at the Corporate Level**

**Golden Peacock National Training Award in March 2024 for initiatives and commitment to development in the domain of training and staff development programs**

**Golden Peacock Award for Corporate Social Responsibility in January 2023 for successful CSR initiatives in promoting sustainable development**





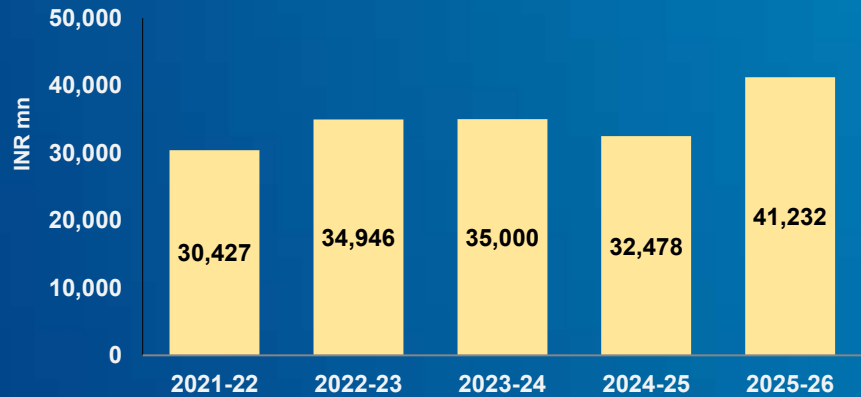
3

## Financials and Order Book Overview

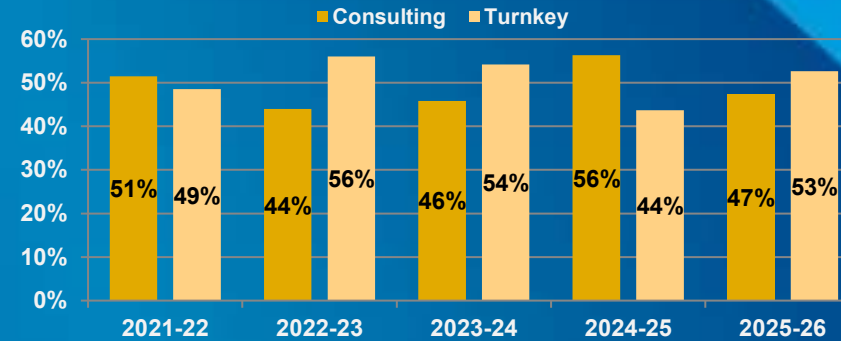
# Financial and Operating Track Record - Consolidated



**Total Income (INR mn)\***

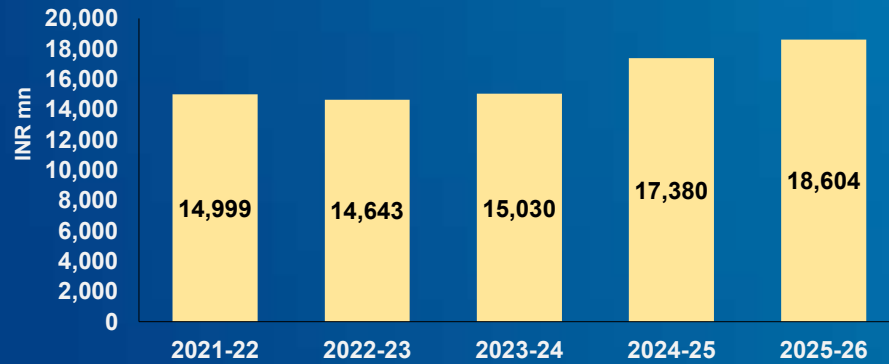


**Revenue Segmentation\***

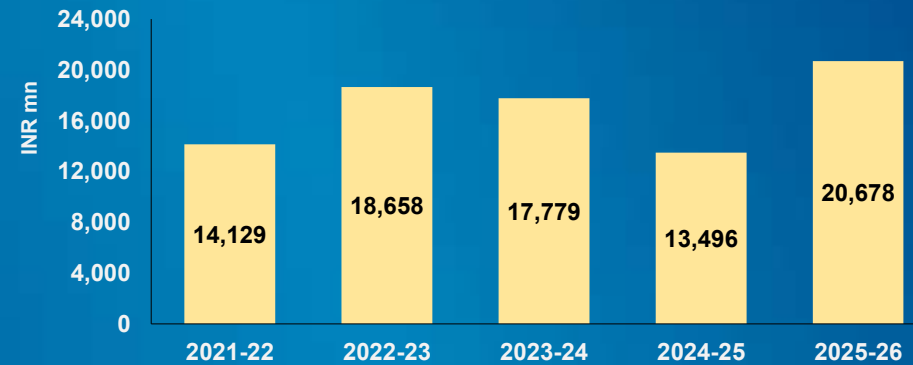


\*\* Revenue does not include Other Income

**Consultancy & Engineering Revenue (INR mn)\***



**Turnkey Projects Revenue (INR mn)\***

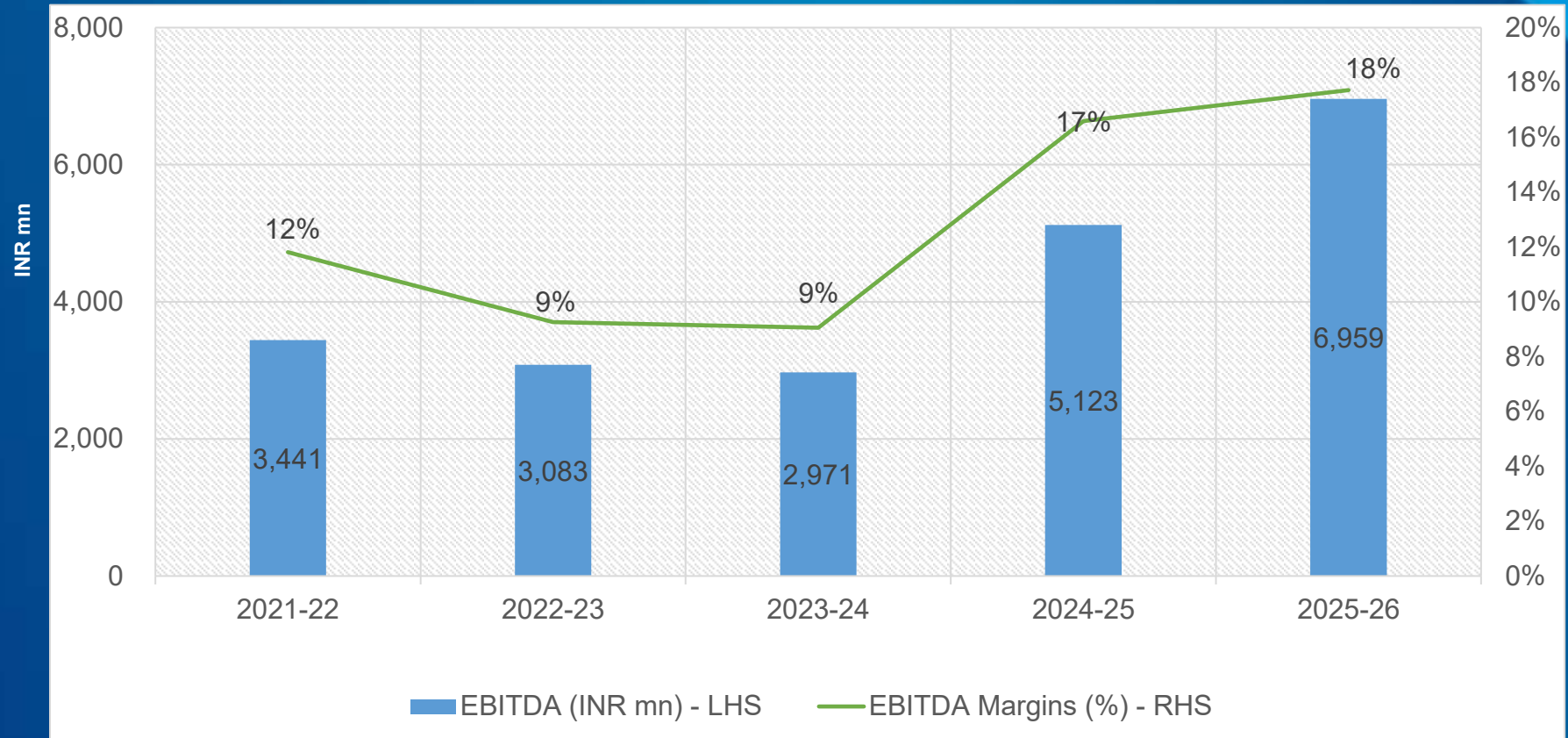


Note: All figures have been taken on a consolidated basis

*Delivering Excellence Through People*

# Financial and Operating Track Record - Consolidated

EBITDA## Performance (INR mn)\*



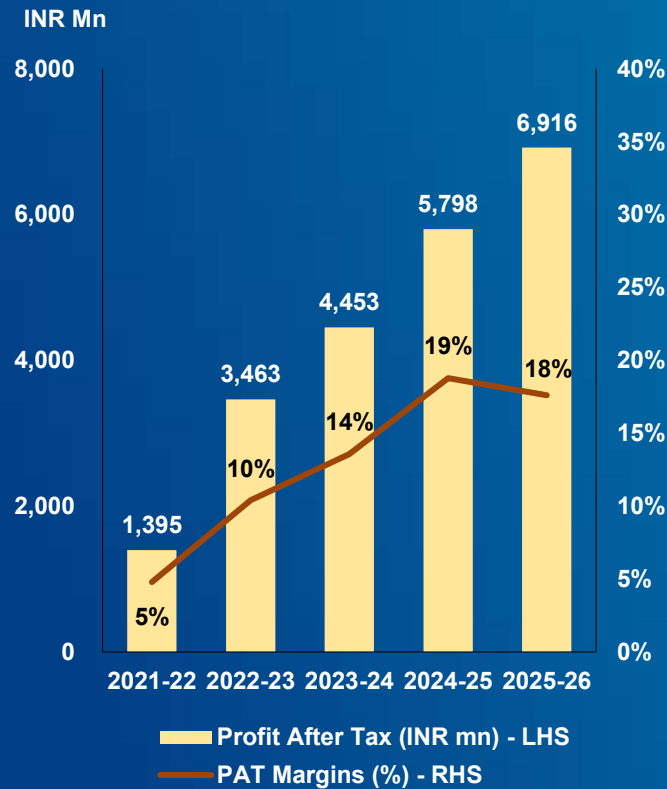
**Note:** All figures have been taken on a consolidated basis

## EBITDA: Earnings Before Interest, Tax, Depreciation and Amortization (does not include Other Income)

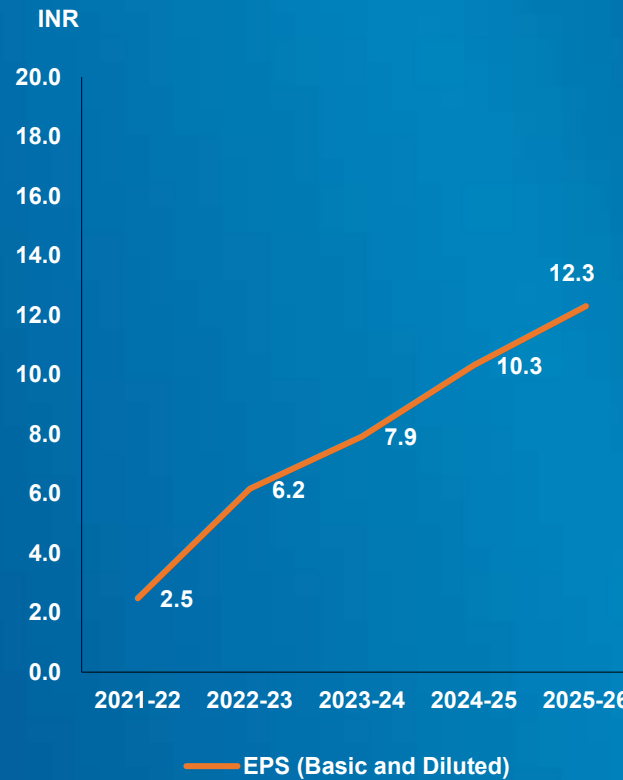
# Financial and Operating Track Record - Consolidated



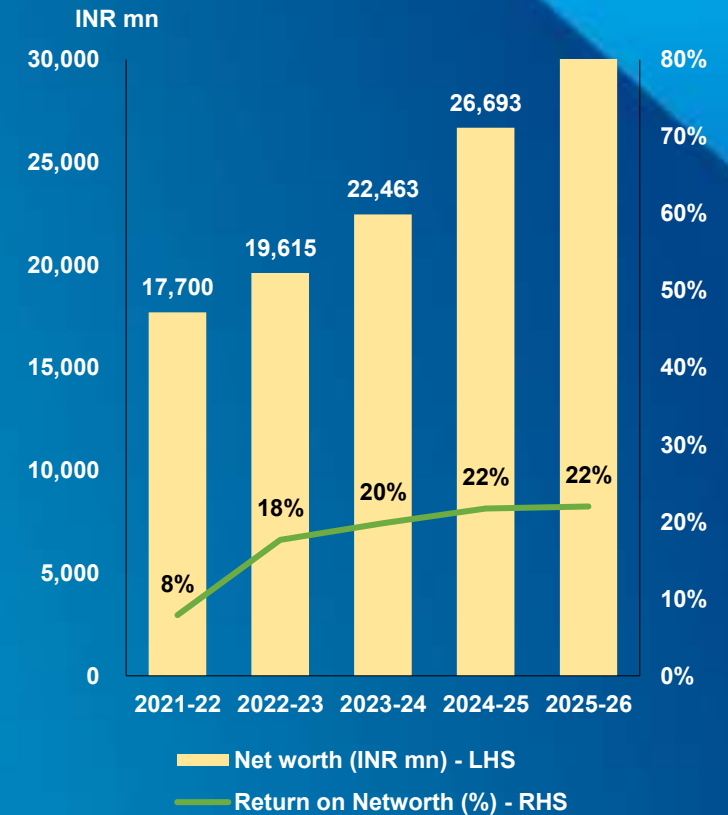
Profitability (INR mn)\*



Earnings per Share – EPS (INR)\*



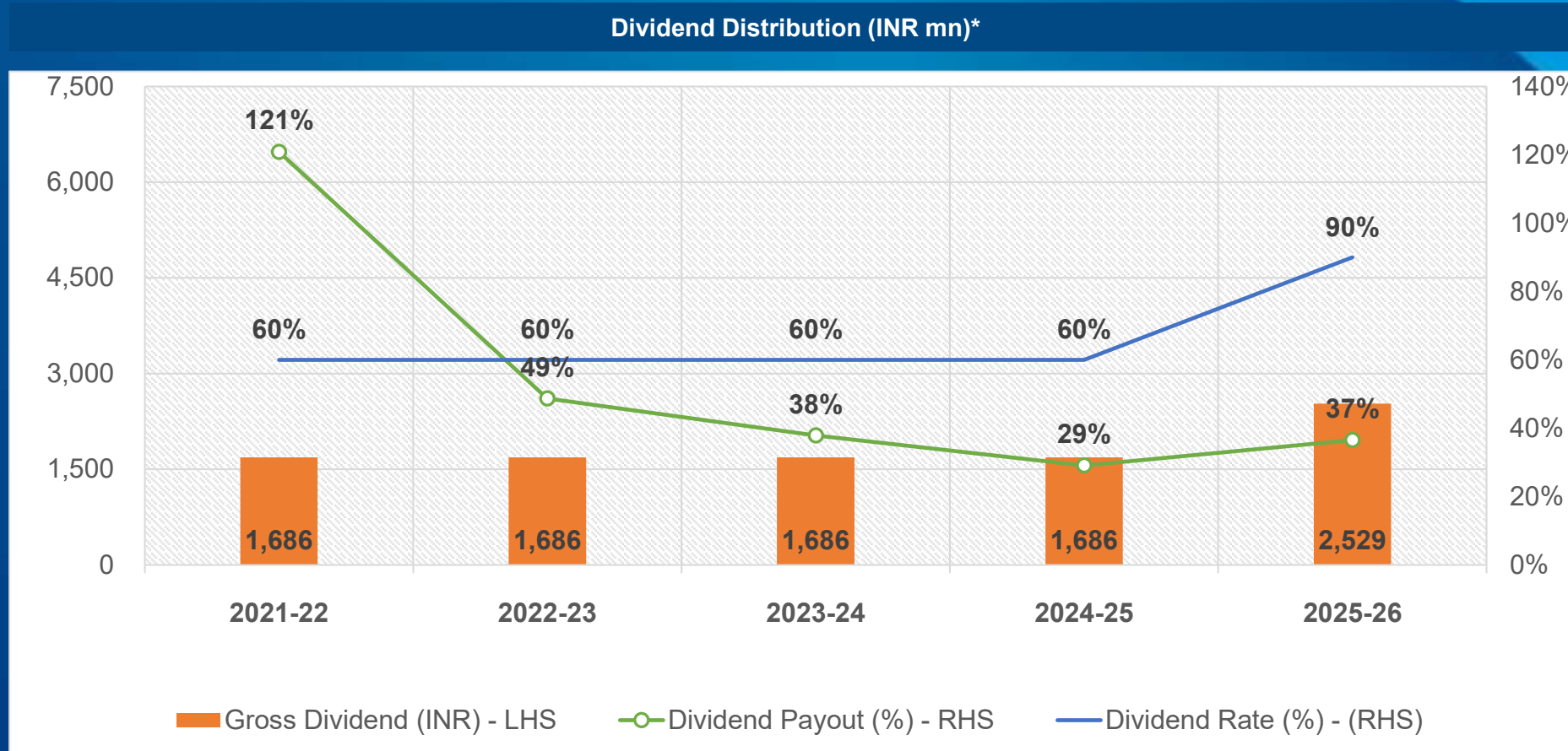
Return on Net Worth (%)\*



Note: All figures have been taken on a consolidated basis

Delivering Excellence Through People

# Financial and Operating Track Record - Consolidated



\* **Note:** All figures have been taken on a consolidated basis  
 Dividend Payout calculated as a percentage of Profit After Tax (PAT)  
 Consistent Dividend Track Record

# Annual Performance Summary – Standalone



Rs Mn

<b>TURNOVER</b>	<b>2025-26</b>	<b>2024-25</b>	<b>2023-24</b>	<b>2022-23</b>	<b>2021-22</b>
Consultancy	<b>17821</b>	16,788	14,543	14,179	14,575
Turnkey	<b>20678</b>	13,496	17,779	18,659	14,129
Consultancy + Turnkey	<b>38499</b>	30,284	32,322	32,838	28,704
Other Income	<b>2090</b>	1,696	2,246	1,691	1,367
Total Income	<b>40589</b>	31,980	34,568	34,529	30,071

<b>SEGMENT PROFITS</b>	<b>2025-26</b>	<b>2024-25</b>	<b>2023-24</b>	<b>2022-23</b>	<b>2021-22</b>
Consultancy	<b>4237</b>	5,096	3,253	3,830	4,085
Turnkey	<b>3561</b>	1054	1,024	521	356
Consultancy %	<b>24%</b>	30%	22%	27%	28%
Turnkey %	<b>17%</b>	8%	6%	3%	3%

<b>PAT</b>	<b>2025-26</b>	<b>2024-25</b>	<b>2023-24</b>	<b>2022-23</b>	<b>2021-22</b>
PAT	<b>6387</b>	4,652	3,570	3,422	3,444
PAT %	<b>17%</b>	15%	11%	10%	12%

**Note:** All figures are on standalone basis and rounded off to nearest digit

*Delivering Excellence Through People*

# Quarterly Performance Summary – Standalone



Rs Mn

TURNOVER.	Q1	Q2	Q3	Q4	H1	H2	9M	Annual
Consultancy – Domestic	3340.68	3414.32	3830.47	3728.42	6755.00	7558.89	10585.47	14313.89
Consultancy - Overseas	740.60	698.65	904.87	1162.46	1439.25	2067.33	2344.12	3506.58
Consultancy Total	4081.28	4112.97	4735.34	4890.88	8194.25	9626.22	12929.59	17820.47
Turnkey	4490.20	4891.06	7201.01	4095.80	9381.26	11296.81	16582.27	20678.07
Consultancy + Turnkey	8571.48	9004.03	11936.35	8986.68	17575.51	20923.03	29511.86	48498.54
Other Income	349.63	478.37	579.56	682.51	828.01	1262.07	1407.57	2090.07
<b>Total Income</b>	<b>8921.11</b>	<b>9482.40</b>	<b>12515.91</b>	<b>9669.19</b>	<b>18403.51</b>	<b>22185.10</b>	<b>30919.42</b>	<b>40588.61</b>

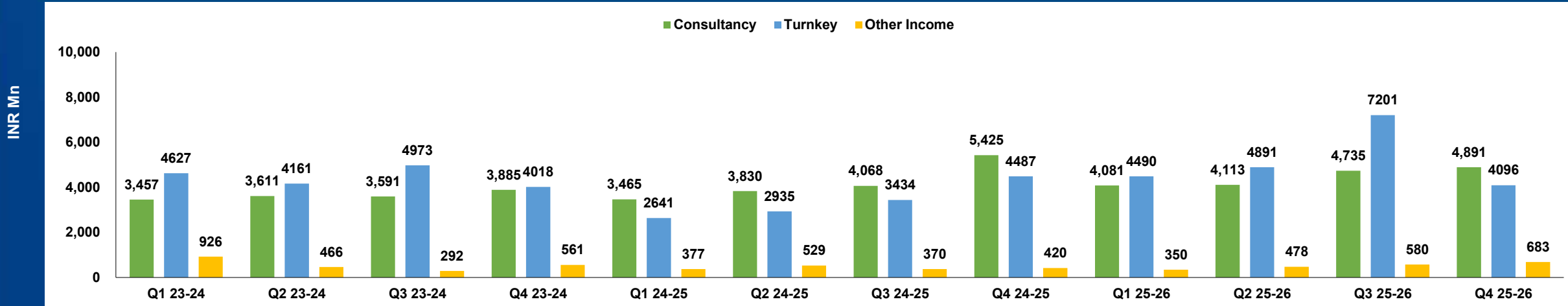
SEGMENT PROFIT	Q1	Q2	Q3	Q4	H1	H2	9M	Annual
Consultancy	682.17	1164.13	1042.99	1347.37	1846.3	2390.36	2889.29	4236.66
Turnkey	249.71	243.45	2736.86	330.96	493.16	3067.82	3230.02	3560.98
<b>Total</b>	<b>931.88</b>	<b>1407.58</b>	<b>3779.85</b>	<b>1678.33</b>	<b>2339.46</b>	<b>5458.18</b>	<b>6119.31</b>	<b>7797.64</b>

Note: All figures are on standalone basis

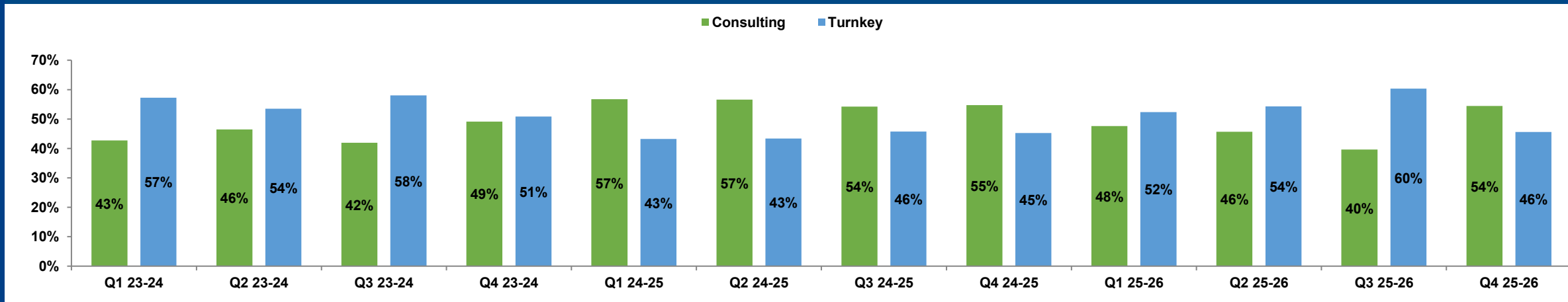
*Delivering Excellence Through People*

# Quarterly Performance Track Record - Standalone

Total Income



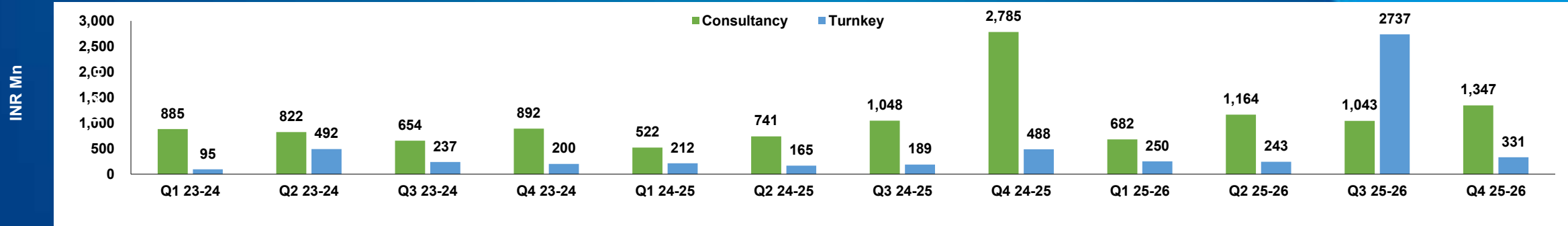
Revenue Mix (Consultancy Vs Turnkey)



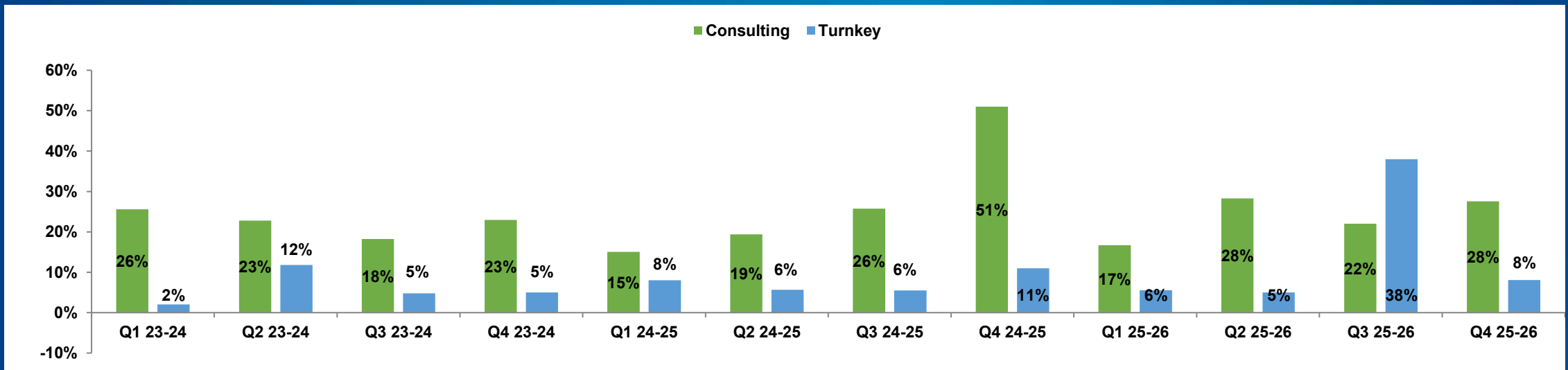
Note: All figures are on standalone basis

# Quarterly Performance Track Record – Standalone

### Segment Wise Operating Profit



### Segment Wise Profit %



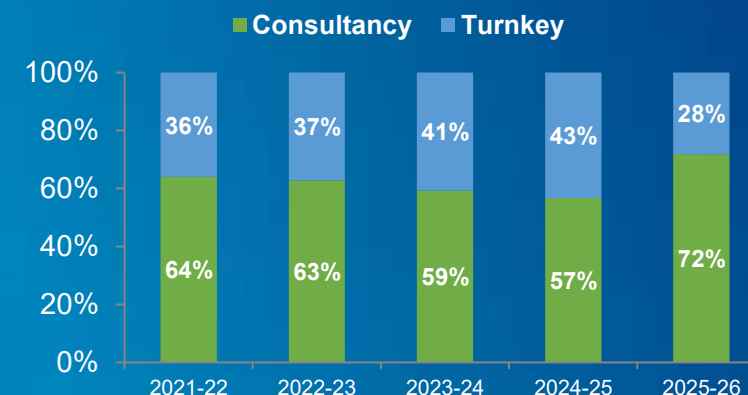
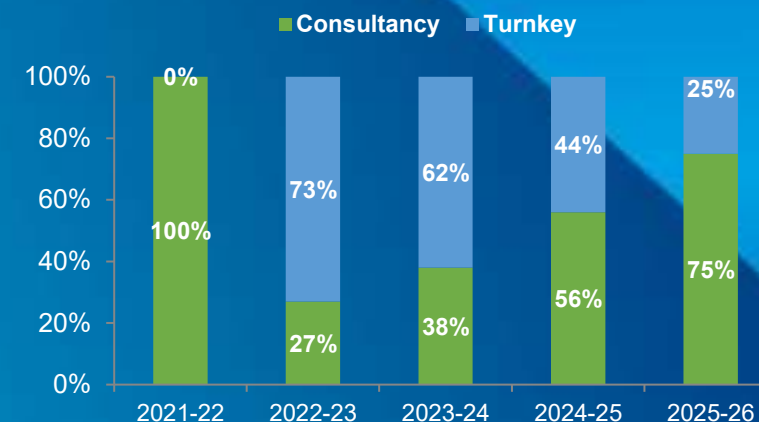
Note: All figures are on standalone basis

# Business Secured and Order Book – Standalone

Rs Mn

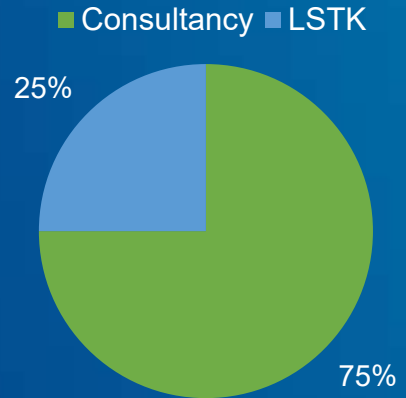
Business Secured	FY 25-26	FY 24-25	FY 23-24	FY 22-23	FY 21-22
Consultancy (Domestic)	10,798	34,996	7,964	6,477	16,515
Consultancy (Overseas)	49,297	10,768	4,985	6,138	356
Consultancy Total	60,095	45,764	12,949	12,615	16,871
Turnkey	19,686	36,377	21,113	34,463	0
Total Business secured	79,781	82,141	34,062	47,078	16,871

Order Book	March 26	March 25	March 24	March 23	March 22
Consultancy (Domestic)	43,736	47,151	31,155	34,922	40,282
Consultancy (Overseas)	64,912	19,331	15,212	13,382	8,701
Turnkey	42,445	50,691	31,868	28,641	27,566
<b>Total Order Book</b>	<b>151,093</b>	<b>117,173</b>	<b>78,235</b>	<b>76,945</b>	<b>76,549</b>
Consultancy %	72%	57%	59%	63%	64%
Turnkey %	28%	43%	41%	37%	36%

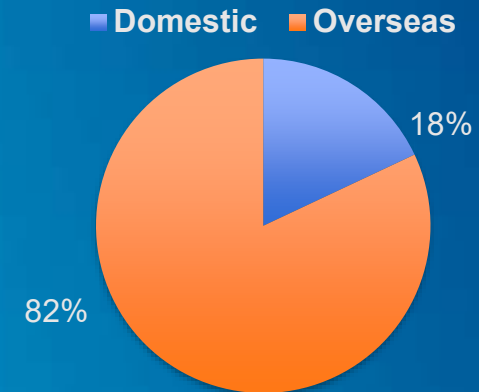


# Business Secured Break up – Standalone

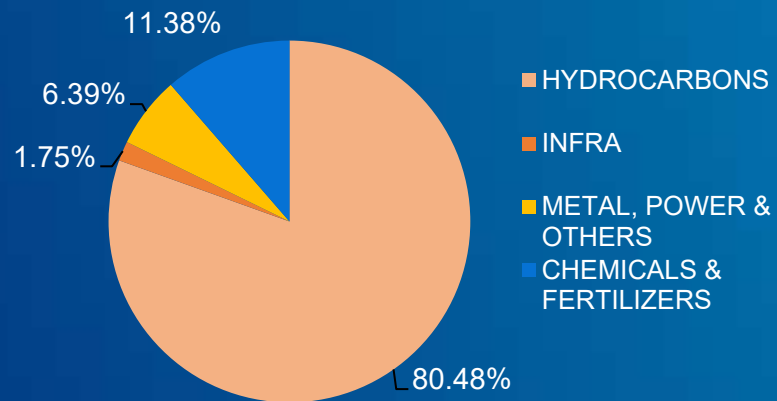
### Consultancy Vs LSTK



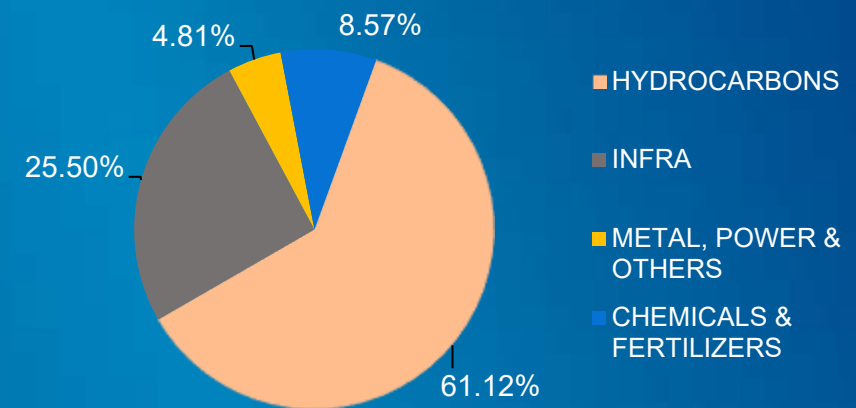
### Consultancy Domestic Vs Overseas



### Consulting Segmental Break up



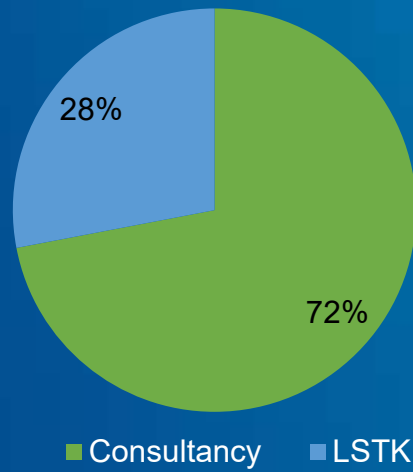
### Total Orders Segmental Break up



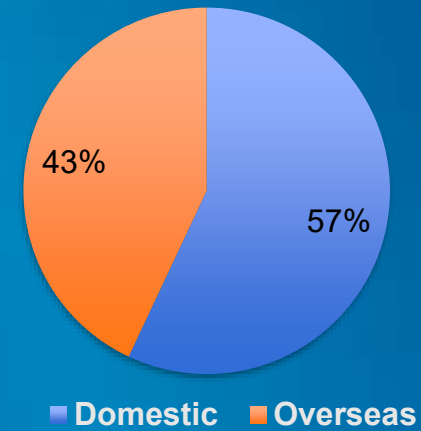
Note : Data on unconsolidated basis

# Order Book Break up – Standalone

OBP: Consultancy Vs LSTK



OBP: Domestic Vs Overseas



Note : Data on unconsolidated basis

# Capital Investments – as on FY 25-26



Description	Investment 1	Investment 2		Investment 3	Investment 4
<b>Name</b>	Ramagundam Fertilizer Project	NELP IX : Two Upstream Assets		Minority stake in Numaligarh Refinery Ltd.	LLC-BEO (Bharat Energy Office)
		(CB-ONN-2010 / 8)	CB-ONN-2010 / 11		
<b>Implementing agency</b>	M/s Ramagundam Fertiliser & Chemical Ltd.	M/s Bharat Petro Resources Ltd. (BPRL)	M/s GAIL India Ltd.	-	-
<b>JV Partners / Share-holding</b>	NFL - 26%; EIL - 26%; FCIL - 11%; GAIL- 14.3%; Telangana Govt - 11%; HTAS Consortium- 11.7%	BPRL – 25%, GAIL – 25%, EIL – 20%, BFIL – 20%, MIEL – 10%	BPRL – 25%, GAIL – 25%, EIL – 20%, BFIL – 15%, MIEL – 15%	EIL stake 4.37%	Equal participation of 20% by OIL, OVL, GAIL, IOCL & EIL
<b>State / Country</b>	Telangana	Gujarat	Gujarat	Assam	Moscow, Russia
<b>Size / Capacity / Area</b>	<u>Urea:</u> 3850 MTPD <u>Ammonia:</u> 2200 MTPD	Exploration Acreage 42 Sq. Km.	Exploration Acreage 131 Sq. Km.	3 MMTPA Refinery (Currently undergoing expansion to 9 MMTPA)	-
<b>Approximate project cost/ investment at start</b>	Rs. 6388 Crore	Rs. 300 Crore / USD 50 Million (During Bidding Stage)		-	USD 500,000/-
<b>Total Equity Investment by EIL</b>	Rs. 491 Crores	-		Rs 838.41 Crores*	USD 100,000/-

\*Rs. 34.58 Crore invested in NRL in FY 2025-26 against final call of Rights issue of 1,25,73,627 partly paid equity shares.



4

## Major Order secured in FY 2025-26

# Q4 FY25-26 : Salient Orders Secured



Service Type	Project scope	Client	Contract Value (Rs. Million)	Award Date	Completion Date
<b>Domestic</b>					
Consultancy	EPCM Consultancy Services for Construction of New Natural Draught Prilling Tower and its associated process System	Confidential	155	January 2026	November 2028
Consultancy	Consultancy & Project Management Services for the Project of Remodelling of Existing Gurgaon Water Supply Channel (GWS) from RD 0 to 69.585 KM	Confidential	551	January 2026	July 2028
LSTK-OBE	Construction of assembly hall cum Cultural Centre at Rairangpur, Odisha - Project Management Consultancy (PMC) for end-to-end services (On OBE Basis)	Confidential	695	February 2026	July 2027
Consultancy	EPCM Consultancy Services for 500 KTA PDH-PP Project (Change Order)	Confidential	250	February 2026	December 2026
Consultancy	EPCM Services for for Phase 2 along with 3D Modelling for complete 360 Pots for Aditya Expansion Project at Lapanga, Odisha	Confidential	742	March 2026	March 2028
Consultancy	Project Management Consultant for Capacity Expansion of Jamnagar-Loni Pipeline (JLPL) Project	Confidential	1037	March 2026	December 2028
Consultancy	Overall Project Management and EPCM Services for Group-II LOBS Project at Manali	Confidential	605	March 2026	February 2029
<b>Overseas</b>					
Consultancy	Project Management Consultancy and EPCM Services in respect of Expansion of Integrated Refinery cum Petrochemical Complex (Train 2), Nigeria	Confidential	32500	January 2026	January 2029
Consultancy	PMC & EPCM Services for new Heater and Heat Exchanger and Adequacy study of MHC Unit	Confidential	128	January 2026	May 2028

# Q3 FY25-26 : Salient Orders Secured



Service Type	Project scope	Client	Contract Value (Rs. Million)	Award Date	Completion Date
<b>Domestic</b>					
Consultancy	EPCM Services for Ethylene Tank and associated facilities at Dahej	Confidential	318	October 2025	December 2027
Consultancy	DPR /Licensor Selection and FEED for Coal to SNG Project at Thallaipalli Coal Mines	Confidential	313	October 2025	October 2027
Consultancy	FEED & Project Management Consultancy (PMC) Services for Paraxylene and Acetic Acid Tank at Dahej	Confidential	230	October 2025	August 2027
Consultancy	PMC Services for Upcoming Facilities (RFQ-2, RFQ-3 & RFQ-4) Construction work at Dahej	Confidential	345	October 2025	August 2028
Consultancy	Plant Engineering and 3D Modelling of MBRAPP-1 to 4	Confidential	621	December 2025	December 2028
Consultancy	EPCM for Revamping of existing Desalter System of CDU/VDU	Confidential	259	December 2025	December 2028
<b>Overseas</b>					
Consultancy	FEED Services for Steam Turbine Power Generation Unit 1021 and Unit 1025, UAE	Confidential	141	October 2025	May 2026
Consultancy	Project Management Consultant (“PMC”) during Front End Engineering Design (FEED) Phase1 and Phase 2 of the Sustainable Aviation Fuel 5000 BPSD, Indonesia	Confidential	153	November 2025	June 2027
Consultancy	Pre-FEED & FEED Services for Naphtha upgradations to Jet Fuel Project, UAE	Confidential	361	November 2025	December 2026

# Q2 FY25-26 : Salient Orders Secured



Service Type	Project scope	Client	Contract Value (Rs. Million)	Award Date	Completion Date
<b>Domestic</b>					
Depository	PMA Services for Development of Phase -3B	Confidential	6300	July 2025	July 2028
LSTK-OBE	Construction of Offshore Crew Change Facility, Santacruz, Mumbai	Confidential	950	July 2025	January 2027
Consultancy	Development of conceptual design and Engineering of Structures, systems and components of Bharat Small Modular Reactor (BSMR)	Confidential	290	August 2025	November 2026
LSTK-OBE	DPR,BEDP,EPCM & Supply for Helium Recovery from Natural Gas for OECT	Confidential	390	August 2025	February 2027
LSTK-OBE	Construction of New Office Building at Uran	Confidential	470	August 2025	February 2027
Consultancy	Independent Engineer for International Deepwater Multipurpose Seaport Project	Confidential	210	September 2025	September 2028
Consultancy	Project Management Agency (PMA) for Implementation of Electronics Component Manufacturing Scheme	Confidential	950	September 2025	August 2031
LSTK-OBE	Convention Centre at Advanced Training Institute, Goa	Confidential	120	September 2025	November 2025
<b>Overseas</b>					
Consultancy	FEED & PMC Services for Ruwais Field in Onshore Block -1	Confidential	270	July 2025	July 2026
Consultancy	PMC & EPCM Services for New Fertilizer Plant in North Africa	Confidential	6150	September 2025	September 2027

# Q1 FY25-26 : Salient Orders Secured



Service Type	Project scope	Client	Contract Value (Rs. Million)	Award Date	Completion Date
<b>Domestic</b>					
Depository	PMC Services for “Development of Field Training Modules (FTM) at Nagpur”	Confidential	1300	April 2025	December 2026
Consultancy	Preparation of Detailed Feasibility Report (DFR) with +/- 20 % Cost Estimate, Firming up of Configuration, Licensor Selection and Obtain Environment Clearance for Greenfield Refinery Cum Petrochemical Complex in Andhra Pradesh	Confidential	310	April 2025	January 2026
Depository	PMC for Construction of boundary wall around the Shri Ram Mandir Complex in Ayodhya	Confidential	420	April 2025	June 2026
Depository	Project Management Consultant for Construction of Office Building Complex at Mumbai	Confidential	6480	April 2025	September 2027
<b>Overseas</b>					
Consultancy	Engineering and Project Management Consultancy Services in Kuwait	Confidential	3910	June 2025	October 2029
Consultancy	Select Study for Umm Al Dalkh (UAD) Long Term Development Project (LTDP) Project No. 14001-11536 (Package-2), UAE	Confidential	760	June 2025	May 2026



5

## Orders in hand

# Major Ongoing Projects

Project	Client	Project Location
<b>Refinery and Petrochemical Projects</b>		
Ethylene Cracker and U&O for Bina Petrochemical & Refinery Expansion Project (MPMC, EPCM/ PMC)	BPCL	Bina
Paradip Petrochemical Project (MPMC, PMC-2 and PMC-1 Packages)	IOCL	Paradip
EPCM Services for Panipat Refinery Expansion (15 to 25 MMTPA)	IOCL	Panipat
PMC and Turnkey-OBE Services for Visakh Refinery Modernization Project	HPCL	Visakhapatnam
Overall Project Management & EPCM Services for Group-II LOBS Project at Manali	CPCL	Manali
PMC Services for Lube Modernization and Bottoms Upgradation (LMBU) Project	HPCL	Mumbai
EPCM Services for Coker-B Revamp Project	IOCL	Barauni
Licensing and EPCM Services for Delayed Coker Unit (DCU) Revamp Project	NRL	Assam
PMC Services for Execution of Rajasthan Refinery Project (RRP)	HRRL	Rajasthan
EPCM Services for 500 KTPA Petrochemical Project (PDH/PP)	GAIL	Usar
EPCM / PMC Services for 750 KTA PDH and 500 KTA PP Plant	Petronet LNG Ltd	Dahej
EPCM Services for setting up PPU at Numaligarh Refinery	NRL	Numaligarh
PMC and EPCM Services for PPU and Revamp of PFCC Project at Kochi Refinery	BPCL	Kochi
Installation of Demo Bio ATF Unit of MRPL on OBE Mode	MRPL	Mangalore

# Major Ongoing Projects

Project	Client	Project Location
<b>Pipeline Projects</b>		
PMC Services for Dobhi-Durgapur-Haldia Pipeline Project	GAIL	Dobhi-Durgapur-Haldia
EPCM Services for Crude Oil Terminal (COT) at Paradip, Paradip Numaligarh Crude Oil Pipeline (PNCPL) and NRL Siliguri Product Pipeline (NSPPL)	NRL	Paradip, Numaligarh, Siliguri
EPCM Services for Upgradation of facilities for Numaligarh-Siliguri Pipeline	OIL	Numaligarh, Siliguri
PMC services for Part-B of Mumbai - Nagpur - Jharsuguda Natural Gas Pipeline (MNJPL) Project	GAIL	Maharashtra, Odisha
PMC services for Krishnagiri Coimbatore section of Kochi – Koottanad - Bangalore - Mangalore Gas Pipeline - II (KKBMPL) Project	GAIL	Tamil Nadu
PMC services for Capacity Expansion of Jamnagar-Loni Pipeline (JLPL) Project	GAIL	Kandla to Loni
<b>Onshore Oil &amp; Gas, Ports &amp; Terminals</b>		
Replacement & Additional Installation of Compressors at ONGC, Uran Plant	ONGC	Uran
Revamping of SV Stations, Gas Terminal & Kribhco Terminal at Hazira Plant, on EPC reimbursable basis	ONGC	Hazira
FEED for unloading pipelines, Onshore storage tank farm and associated facilities at GCPL	GCPL	Dahej
PMC Services for De-Bottlenecking and Augmentation of Cryogenic Facilities - LPG Import Terminal	BPCL	Uran
<b>Metallurgy</b>		
Detailed Engineering for Aditya Expansion Project Phase 2 and 3D Modelling of 360 pots at Lapanga	Hindalco	Odisha
Detailed Engineering for Aditya Aluminium Smelter Expansion Project at Lapanga	Hindalco	Odisha
Detail Engineering Services for Main Reactor Furnace in DRI-2 Unit at Angul	JSPL	Odisha

# Major Ongoing Projects

Project	Client	Project Location
<b>Infrastructure Projects</b>		
Independent Engineer (IE) services for (1) Greenfield Noida International Airport, Jewar, Uttar Pradesh; (2) Greenfield Bhogapuram International Airport at Vishakapatnam and (3) Upgradation & Modernization of Dr. Babasaheb Ambedkar International Airport, Nagpur	NIAL; APADCL; MIHAN India	Uttar Pradesh; Andhra Pradesh; and Maharashtra
Third Party Assessment for Engineering Review & Project Management for Fintech University	DoIT&C	Jodhpur, Rajasthan
PMC services for development of India International Horticulture Market (IIHM)	IIHM	Ganaur, Haryana
Projects on OBE LSTK Mode: (1) Redevelopment of Residential Properties-Phase-1 at ONGC Mumbai; (2) Construction of ONGC office Building at Kolkata; and (3) Development of Crew change facility at Santacruz Mumbai	ONGC	Goa, Mumbai
PMC Services for Design & Development of New Campus at IIM Nagpur (Phase-II & III)	IIM	Nagpur, Maharashtra
Construction of Multi-Storied Building for Integrated Office-cum-Data Centre Complex	Intelligence Bureau (IB)	Delhi
PMC Services (on Depository Mode) for Development of IIT Jammu Campus (Phase 'B')	IIT	Jammu & Kashmir
Project Management Services for various development works at IIT Jodhpur	IIT Jodhpur	Jodhpur
PMC services for "Construction of an Assembly Hall-Cum- Cultural Centre at Rairangpur, Mayurbhanj	NTPC	Mayurbhanj

# Major Ongoing Projects



Project	Client	Project Location
<b>Overseas Projects</b>		
PMC and EPCM Services for Expansion of Integrated Refinery cum Petrochemical Complex (Train 2)	Dangote Petroleum Refinery and Petrochemicals FZE	Nigeria
PMC & EPCM Services for New Fertilizer Plant (Trains 3, 4, 5,& 6) in Lekki Free Trade Zone- Nigeria	Dangote Fertilizer FZE	Nigeria
PMC Services for Crude Oil Refinery in Mongolia	Mongol Refinery	Mongolia
Consulting Services for the Supervision of the Guyana Integrated NGL Plant and 300 MW CCGT Power Plant Project	Guyana Power and Gas Inc., Ministry of Natural Resources	Guyana
Front End Engineering Design & Project Management Consultant for Ruwais Field in Onshore	URJA Bharat Pte. Ltd.	UAE
Pre-FEED & FEED Services for Naphtha Upgradation to Jet Fuel	ADNOC Refining	UAE



6

## Outlook

# Oil & Refining Capacity Outlook

Global oil demand projected to exceed ~106 mb/d by 2026.

India expected to remain among the largest contributors to incremental global oil demand growth.

India's oil demand projected to rise from ~5.5 mb/d in 2024 to ~6.7 mb/d by 2030.

India's refining capacity targeted to increase from ~258 MMTPA to ~310–320 MMTPA by 2030.

Indian Oil Marketing Companies (OMCs) and private refiners are investing over INR 2 lakh crore in refinery expansion, petrochemical integration and cleaner fuel projects.

India achieved ~20% ethanol blending target ahead of schedule in several regions

Biofuels, SAF, CBG, green hydrogen and refinery-petrochemical integration expected to drive future investments.

# Petrochemical and Chemical Outlook India

Indian chemical industry estimated at ~US\$ 220 billion and expected to reach ~US\$ 1 trillion by 2040.

India's petrochemical demand expected to grow at ~7–8% CAGR.

Petrochemical capacity projected to increase from ~30 MMTPA to ~46 MMTPA by 2030.

Fertilizer sector expansion supported through self-reliance and green ammonia initiatives.

Crude-to-chemicals and refinery-petrochemical integration projects gaining strategic importance.

Specialty chemicals and downstream petrochemical demand expected to grow strongly driven by automotive, FMCG and infrastructure sectors.



# Gas Economy and Energy Transition

India targets increasing natural gas share in energy mix from ~6% to 15% by 2030.

Natural gas demand projected to increase by nearly 60% by 2030.

LNG imports expected to more than double by 2030.

LNG regasification capacity currently exceeds ~65 BCM/year.

PNGRB has authorised over ~33,000 km gas pipeline network under National Gas Grid initiative.

National Green Hydrogen Mission targets production of ~5 MMTPA green hydrogen by 2030.  
Non-fossil fuel installed electricity capacity has already crossed ~220 GW.




# Opportunities in Diversified Sectors



Union Budget 2026–27  
Infrastructure capex expected to remain above INR 11 lakh crore.



Semiconductor and electronics manufacturing investments creating significant EPC opportunities.



National Infrastructure Pipeline envisages investments exceeding INR 143 lakh crore.



Data centre capacity expected to increase from ~1 GW in 2024 to ~2 GW by 2027.




23 waterways by 2030 and developing 35 Multi-Modal Logistics Parks (MMLPs).



India targets 220+ operational airports by 2047.



Metro rail, water, wastewater and urban infrastructure projects expected to witness strong growth.



Port sector investments exceeding US\$ 80 billion planned by 2035.



PM Gati Shakti and Industrial Corridor projects expected to accelerate multimodal infrastructure development.



## GREEN HYDROGEN

National Green Hydrogen Mission outlay of ~INR 19,744 crore with target of 5 MMTPA production by 2030.



## BIO FUELS/ ALT FUELS

Govt roadmap for SAF blending in ATF from 2027 onwards and target of 5% biodiesel blending by 2030.



## ENERGY TRANSITION

SATAT initiative targets establishment of 5,000 CBG plants across the country supporting circular economy and energy transition.



## STEEL FERRO-ALLOY & RENEWABLES

India targets ~300 MT steelmaking capacity by 2030.

India achieved 50% installed power capacity from non-fossil fuels ahead of 2030 target.

India targets 500 GW non-fossil fuel capacity by 2030; installed non-fossil capacity already exceeds ~283 GW.



## DEFENCE & NUCLEAR

Two Defence Industrial Corridors in UP and Tamil Nadu.

India targets 100 GW nuclear power capacity by 2047

# Avenues for Growth

Creating Stakeholder Values through Sustainable Growth

- Consolidate core Hydrocarbon and Petrochemical Sector
- Value added solutions

Maintain Leadership

- Expand in Middle East, Africa, Central Asia
- Entry In new geographies
- Target LoC projects

Expand International Operations

- Focused Diversification in Biofuels, Urban Infrastructure, Ports & Harbours, Coal Gasification, Decarbonisation.

Selectively Diversify

- Collaborative Technology Development
- Net Zero Green technologies (SAF)

Innovative Technologies

- Alliances in Core and Diversified sectors for Growth
- Alliances to breach entry barriers

Alliances

# Disclaimer



This presentation report is for distribution only under such circumstances as may be permitted by applicable law. It is published solely for information purposes, it does not constitute an advertisement and is not to be construed as a solicitation or an offer to buy or sell any securities or related financial instruments in any jurisdiction. No representation or warranty, either express or implied, is provided in relation to the accuracy, completeness or reliability of the information contained herein, except with respect to information concerning EIL's past performance, its subsidiaries and affiliates, nor is it intended to be a complete statement or summary of the future proposals, strategies and projections referred to in the report. EIL does not undertake that investors will obtain profits, nor will it share with investors any investment profits nor accept any liability for any investment losses. Investments involve risks and investors should exercise prudence in making their investment decisions. The report should not be regarded by recipients as a substitute for the exercise of their own judgment. Past performance is not necessarily a guide to future performance. The value of any investment or income may go down as well as up and you may not get back the full amount invested. Any opinions expressed in this report are subject to change without notice and may differ or be contrary to opinions expressed by other business groups of EIL as a result of using different assumptions and criteria.

This presentation report may contain certain "forward-looking statements". These forward-looking statements generally can be identified by words or phrases such as "aim", "anticipate", "believe", "expect", "estimate", "intend", "objective", "plan", "project", "shall", "will", "will continue", "will pursue" or other words or phrases of similar import. Similarly, statements that describe our strategies, objectives, plans or goals are also forward-looking statements. All forward-looking statements are subject to risks, uncertainties and assumptions about us that could cause actual results to differ materially from those contemplated by the relevant statement. These forward looking statements are based on our current plans and expectations. Actual results may differ materially from those suggested by the forward-looking statements due to risks or uncertainties associated with our expectations with respect to, but not limited to, regulatory changes pertaining to the industries in which we have our businesses and our ability to respond to them, our ability to successfully implement our strategy, our growth and expansion, technological changes, our exposure to market risks, general economic and political conditions which have an impact on our business activities or investments, the monetary and fiscal policies of India, inflation, deflation, unanticipated turbulence in interest rates, foreign exchange rates, equity prices or other rates or prices, the performance of the financial markets in India and globally, changes in Indian laws, regulations and taxes and changes in competition in our industry etc.

EIL reserves the right to alter, modify or otherwise change the presentation without notifying any person of such changes or revision. Neither the author or EIL shall be liable for any direct or indirect damages that may arise due to any act or omission on the part of the user due to any reliance placed or guidance taken from this presentation report. Further, EIL is under no obligation to update or keep current the information contained herein.

The disclosures contained in this presentation report produced by EIL shall be governed by and construed in accordance with laws of India. EIL specifically prohibits the redistribution of this material in whole or in part without the written permission of EIL and EIL accepts no liability whatsoever for the actions of third parties in this respect. Images may depict objects or elements which are protected by third party copyright, trademarks and other intellectual property rights. All rights reserved.

THANK YOU