

SMEL/SE/2025-26/106

24th January, 2026

The Secretary, Listing Department BSE Limited Phiroze Jeejeebhoy Towers Dalal Street Mumbai 400 001 Maharashtra, India Scrip Code: 543299	The Manager – Listing Department National Stock Exchange of India Limited “Exchange Plaza”, 5th Floor, Plot No. C/1, G Block, Bandra-Kurla Complex, Bandra (East), Mumbai 400 051 Maharashtra, India Symbol: SHYAMMETL
--	--

Sub: Press Release

Dear Sir/Madam,

Pursuant to Regulation 30 of SEBI (LODR) Regulations 2015, we are pleased to inform you that a press release was issued titled “SMEL reports strong Volume & Revenue growth in Q3 FY26 Volumes grew by 25% YoY, Revenues grew by 18% YoY the Board approved fresh CAPEX of Rs. 6,660 crores”.

The same is enclosed herewith for your information and dissemination on your website.

Thanking you,

Yours faithfully,

For Shyam Metalics and Energy Ltd.

Birendra Kumar Jain
 Digitally signed by Birendra Kumar Jain
 Date: 2026.01.24 18:25:44 +05'30'
Birendra Kumar Jain
Company Secretary and Compliance Officer
Membership No. F13320

OUR BRANDS



SHYAM METALICS AND ENERGY LIMITED

Regd. Office: P-19, (Plate No.: D-403), Taratala Road, CPT Colony, Kolkata, West Bengal – 700088

CIN: L40101WB2002PLC095491 **GSTIN:** 19AAHCS5842A1ZE

T: +91 33 6521 6521 Email: contact@shyamgroup.com **Web:** www.shyammetalics.com **Follow us on :**



Shyam Metals reports strong Volume & Revenue growth in Q3 FY26

Volumes grew by 25% YoY, Revenues grew by 18% YoY

The Board approved fresh CAPEX of Rs. 6,660 crores

Investor Release

Kolkata, West Bengal, 24th January 2026 - Shyam Metals and Energy Limited (SMEL), a leading multi-metal conglomerate with footprints in carbon steel, stainless steel, specialty alloys and aluminum foil along with captive power plant announced its Financial Results for the quarter and nine months ended 31st December 2025.

Key Financial Highlights & Updates: Q3 FY26

Revenues

Rs. 4,421 Cr ↑

EBITDA

Rs. 539 Cr ↑

Operating EBITDA

Rs. 487 Cr ↑

Profit after Tax

Rs. 198 Cr ↑

Fresh Capex Announced

Rs. 6,660 Cr

Key Consolidated Financial Highlights

Particulars (Rs. Crs.)	Q3 FY26	Q3 FY25	Y-o-Y	Q2 FY26	Q-o-Q	9M FY26	9M FY25	Y-o-Y
Revenue	4,421	3,756	17.7%	4,467	-1.0%	13,312	11,011	20.9%
EBITDA	539	507	6.3%	609	-11.5%	1,781	1,527	16.6%
EBITDA Margins (%)	12.2%	13.5%		13.7%		13.4%	13.9%	
Operating EBITDA	487	456	6.9%	539	-9.7%	1,606	1,350	18.9%
Operating EBITDA Margins (%)	11.0%	12.1%		12.1%		12.1%	12.3%	
Profit After Tax	198	197	0.1%	260	-24.2%	749	689	8.6%
PAT Margins (%)	4.5%	5.3%		5.8%		5.6%	6.3%	

Per Tonne Realizations (Product Wise Details)

Per Tonne Realizations (Rs.)	Q3 FY26	Q3 FY25	Y-o-Y	Q2 FY26	Q-o-Q	9M FY26	9M FY25	Y-o-Y
Speciality Alloys	93,054	95,234	-2.3%	95,253	-2.3%	91,965	97,516	-5.7%
Carbon Steel	40,264	43,684	-7.8%	41,510	-3.0%	42,191	44,678	-5.6%
Sponge Iron	22,470	25,315	-11.2%	23,394	-3.9%	23,324	25,753	-9.4%
Iron Pellets	9,156	8,683	5.4%	9,079	0.8%	8,940	8,600	4.0%
Aluminium	3,78,147	3,48,928	8.4%	3,88,570	-2.7%	3,70,307	3,41,498	8.4%
Stainless Steel	1,42,079	1,27,652	11.3%	1,31,029	8.4%	1,36,934	1,33,149	2.8%

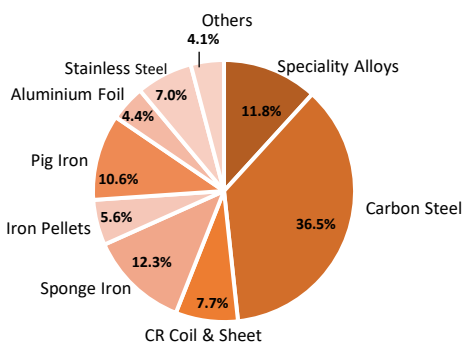
Sales Volumes (in Tonnes)

Volumes (in tonnes)	Q3 FY26	Q3 FY25	Y-o-Y	Q2 FY26	Q-o-Q	9M FY26	9M FY25	Y-o-Y
Speciality Alloys	57,381	48,340	18.7%	54,133	6.0%	1,68,090	1,47,468	14.0%
Iron Pellets	2,78,684	1,94,877	43.0%	3,07,816	-9.5%	8,98,651	6,42,889	39.8%
Carbon Steel	4,11,847	4,22,291	-2.5%	4,26,063	-3.3%	12,44,681	12,16,776	2.3%
CR Coil/ CR Sheet ⁽¹⁾	47,617	-	-	38,870	22.5%	1,19,096	-	-
Sponge Iron	2,48,704	2,56,856	-3.2%	1,85,873	33.8%	6,91,533	7,69,556	-10.1%
Pig Iron	1,51,282	-	-	1,83,735	-17.7%	4,56,739	-	-
Aluminium	5,115	5,476	-6.6%	5,274	-3.0%	15,829	15,154	4.5%
Stainless Steel	22,282	20,485	8.8%	24,720	-9.9%	66,815	60,270	10.9%

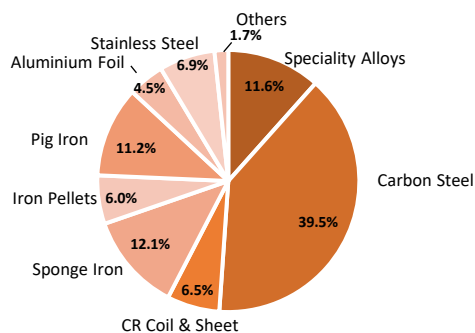
Note: (1) Sales volumes including volume of HR Tube/ Pipe

Revenue Breakup

Q3 FY26



9M FY26



Commenting on the Results, Mr Brij Bhushan Agarwal, Chairman & Managing Director said

"Shyam Metals has delivered another exceptional quarter, with Q3 FY26 delivering a strong **25% volume growth** and **18% growth in revenues**. Over the nine months, we have achieved significant growth in both topline and EBITDA, reflecting the effectiveness of our strategic initiatives and our sustained focus on operational excellence in a constantly evolving market environment.

We continue to expand our share of value-added products, further strengthening our competitive position and improving our profitability. This underscores our ability to execute with precision and agility.

I am also pleased to announce that the board has approved fresh capital investment of **Rs. 6,660 crores to drive value-added growth and enhance margins**. The planned CAPEX will be directed towards capacity expansion and strengthening the Company's integrated operating model. These investments are aligned with our strategy of deepening backward integration, improving cost competitiveness and building scale to support the next phase of growth.

During the quarter, we successfully commissioned and commenced commercial production of 0.45 MTPA blast furnace at our Kharagpur plant. This milestone significantly enhances our steelmaking capacity. Strengthens our integrated manufacturing footprint and supports our long-term growth ambitions.

With disciplined execution, prudent capital allocation and strategic diversification, we are confident of closing FY26 on a strong note. Our continued focus on innovation and financial discipline will guide us to shape our growth momentum and strengthen our position as an industry leader."

About Shyam Metals And Energy Limited (SMEL)



Shyam Metals is a leading and fastest-growing integrated metal-producing company based in India primarily in the steel Industry in West Bengal, Odisha, Jharkhand and Madhya Pradesh with a focus on Long Steel Products, Ferro Alloys, Aluminum and Stainless Steel. The company got listed itself on the exchanges in 2021 and as on date of this press release possesses a market capitalization of **Rs. 21,751 crores**. Spearheaded by Mr. B. Bhushan, Chairman and Managing Director, the company strives to deliver unparalleled quality through their customized value-added solutions to meet business requirements. Headquartered in Kolkata, West Bengal, the company is amongst the largest producers of ferro alloys in terms of installed capacity in India. (Source: CRISIL Report)

The company has the ability to sell intermediate and final products across the steel value chain. Shyam Metals is one of the leading players in terms of pellet capacity and the largest coal fired player in the sponge iron industry in terms of sponge iron capacity in India.

Safe Harbor Statement

Any forward-looking statements about expected future events, financial and operating results of the Company are based on certain assumptions which the Company does not guarantee the fulfilment of. These statements are subject to risks and uncertainties. Actual results might differ substantially or materially from those expressed or implied. Important developments that could affect the Company's operations include a downtrend in the industry, global or domestic or both, significant changes in political and economic environment in India or key markets abroad, tax laws, litigation, labour relations, exchange rate fluctuations, technological changes, investment and business income, cash flow projections, interest, and other costs. The Company does not undertake any obligation to update forward-looking statements to reflect events or circumstances after the date thereof.

Contact Details

Company: Shyam Metals and Energy Ltd.	Investor Relations: MUFG Intime India Pvt Ltd.
	
Mr. Pankaj Harlalka	Mr. Sumeet Khaitan/ Mr. Omkar Bagwe
pankaj.harlalka@shyammetals.com/ investor.relations@shyammetals.com	sumeet.khaitan@in.mpms.mufg.com / omkar.bagwe@in.mpms.mufg.com
CIN: L40101WB2002PLC095491	Tel: +91 7021320701/ +91 9987989229
www.shyammetals.com	www.in.mpms.mufg.com