



JSFB/SEC/2025-26/127

06th February 2026

BSE Limited
Phiroze Jeejeebhoy Towers,
Dalal Street,
Mumbai 400001,
Maharashtra

National Stock Exchange of India Ltd.
Exchange Plaza, C-1, Block G,
Bandra Kurla Complex,
Bandra (East), Mumbai 400051,
Maharashtra.

Dear Sir/ Madam,

Subject: Investor Presentation for the quarter and half year ended 31st December 2025

Ref: Regulations 30 of the SEBI (Listing Obligations and Disclosure Requirements) Regulations, 2015

In continuation to our letter JSFB/SEC/2025-26/121 dated 02nd February 2026, please find enclosed herewith, investor presentation on the business and financial performance of the Bank for the quarter ended 31st December 2025.

This intimation will also be uploaded on Bank's website at www.jana.bank.in. You are requested to kindly take the same on your record and oblige.

Thanking you

Yours faithfully,

For Jana Small Finance Bank Limited

LAKSHMI RAJA

NARAYANAMURTHY

Y

Digitally signed by LAKSHMI
RAJA NARAYANAMURTHY
Date: 2026.02.06 16:27:28
+05'30'

Lakshmi R. N

Company Secretary and Compliance Officer

JAMA KARO, JANA KARO.

Registered Office:

Jana Small Finance Bank Limited
The Fairway Business Park, # 10/1, 11/2 & 12/2B,
Off Domlur, Koramangla Inner Ring Road, Next to
Embassy Golf Links, Challaghatta, Bengaluru -560071.
CIN: L65923KA2006PLC040028

Telephone : 080-46020100
080-37620100

E-mail : customercare@jana.bank.in
Website : www.jana.bank.in
Toll-free No. : 1800 2080

Jana Small Finance Bank

Q3 and 9M FY26 Investor Presentation

6th February 2026

**Jana Small
Finance Bank**
A SCHEDULED COMMERCIAL BANK

Disclaimer

This presentation is for information purposes only and does not constitute an offer, solicitation or advertisement with respect to the purchase or sale of any security of Jana Small Finance Bank (the “Bank”) and no part of it shall form the basis of or be relied upon in connection with any contract or commitment whatsoever. No offering of securities of the Bank will be made except by means of a statutory offering document containing information about the Bank. Certain statements in the presentation contain words or phrases that are forward looking statements. We do not have any obligation to, and do not intend to, update or otherwise revise any statements reflecting circumstances arising after the date of this presentation or to reflect the occurrence of underlying events, even if the underlying assumptions do not come to fruition. This presentation is not a full description of the Bank.

Actual results may differ materially from those suggested by the forward-looking statements due to certain risks or assumptions or uncertainties associated with our expectations with respect to, but not limited to, our ability to implement our strategy successfully, levels of our nonperforming loans, growth and expansion, the adequacy of our allowance for credit and investment losses, changes in technology, investment income volatility, our ability to market new products, the outcome of any legal, tax or regulatory proceedings in India and in other jurisdictions we are or become a party to, new accounting standards, our ability to declare and pay dividends, the impact of changes in banking regulations and other regulatory changes on us in India and other jurisdictions, our ability to roll over our short-term funding sources and our exposure to market and operational risks and any other risks.

All information contained in this presentation has been prepared solely by the Bank and based on management information, current plans and estimates. No information contained herein has been independently verified by anyone else. No representation or warranty (express or implied) of any nature is made nor is any responsibility or liability of any kind accepted with respect to the truthfulness, completeness or accuracy of any information, projection, representation or warranty (expressed or implied) or omissions in this presentation. This presentation may not be used, reproduced, copied, distributed, shared, or disseminated in any other manner. The distribution of this document may be restricted by law in certain jurisdictions and persons into whose possession this presentation comes should inform themselves about, and observe, any such restrictions.

Totals in some columns/ rows may not agree due to rounding off. Figures for the previous period/ year have been regrouped / restated wherever necessary to conform to current period’s / year’s presentation.

Note: All financial numbers in the presentation are from Audited Financials or Limited Reviewed financials or based on Management estimates. All figures in this presentation are in INR Crores unless mentioned otherwise.

Q3 – Issues Bottomed Out

- Reduction in slippages and SMA trend with peak in Q1 FY26.
- Slippages and SMA in Mar'26 expected to be lower than Mar'24 when the MFI flows began.
- Highest Disbursal for both secured and unsecured since Q1 FY25.
- Improvement in NIM first time since Q1 FY25 by a modest 10 bps. Trend expected to continue.
- Unsecured book under guarantee program crosses 62% of outstanding's. Claims to be meaningful from next FY.
- Deposit book at 30% YOY growth with reduction in costs of deposits continues since Q1 FY26.
- During Q3, RBI has returned Bank's application. The bank is updating it's Universal Bank Application and will be resubmitting at an appropriate time.

Challenges during the period - Impact on P&L (9 months)

- Our Miss – underjudged the velocity of flows in Q1 and slower than expected steepness of improvement in Q2. Took us Q3 to actually materialize it.

Particulars	Impact in Income	Impact in Cost	Net Impact
Slow growth in Unsecured Book leading to compression of NIM by ~20bps	(66)		(66)
Faster growth in Secured Book leading to higher acquisition costs	40	54	(14)
Increased Collection payroll and recovery costs		40	(40)
Change in Labour code		12	(12)
Impact on credit costs due to NPA slippages		110	(110)
TOTAL	(26)	(216)	(242)

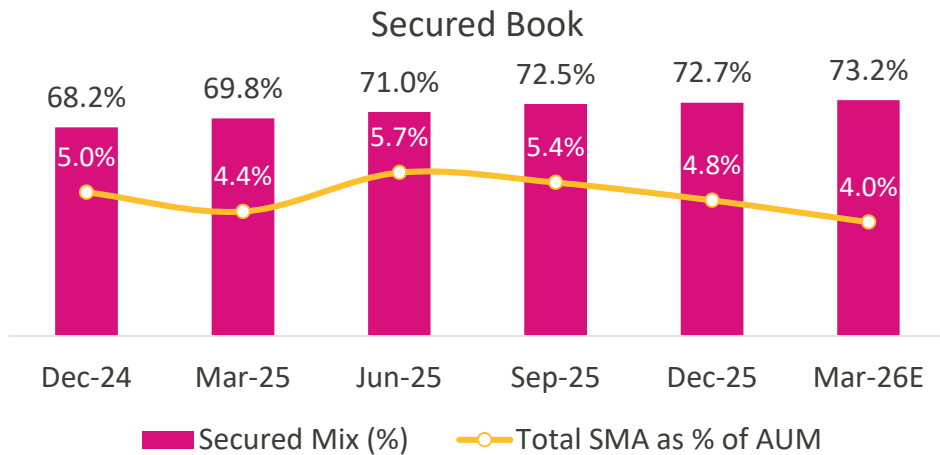
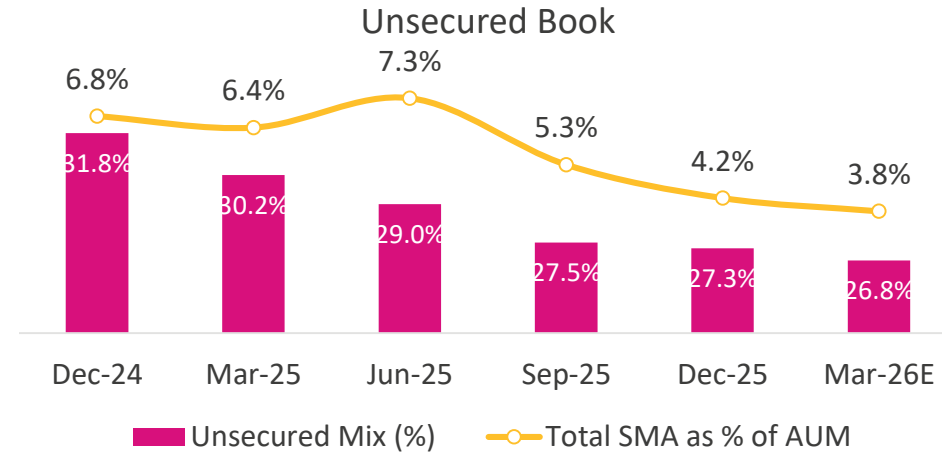
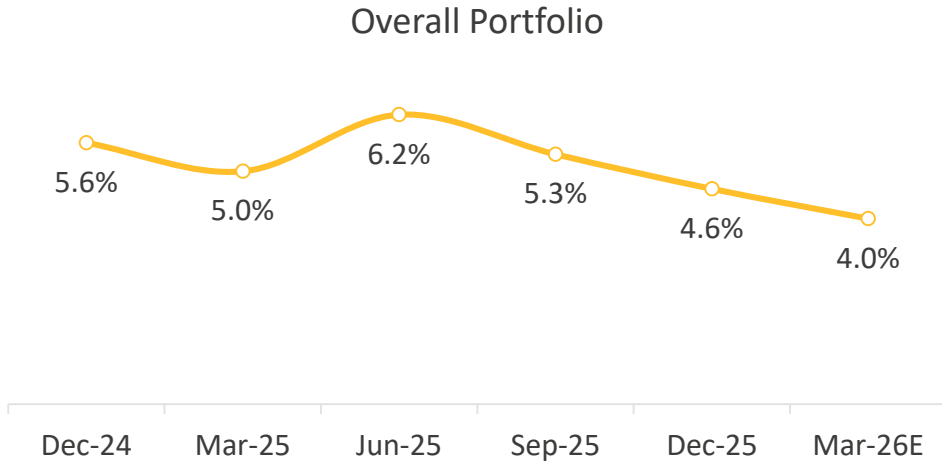
Slippages downward trend with a 25.8% drop in Q3 FY26 & Q4 estimate

Particulars	Q1 FY26	Q2 FY26	Q3 FY26	Q4 FY26E
Credit Cost	196	204	277	~170-190
Less: Recoveries under Other Income	31	33	25	
Less: Accelerated Provision	150	72	70	
Net Credit Cost	15	99	182	

GNPA Movement	Q1 FY26	Q2 FY26	Q3 FY26	Q4 FY26E
Opening GNPA Balance	750	825	871	
Additions during the period ¹	515	590	438	
Less: Recoveries & Write offs	440	544	480	
Closing GNPA Balance	825	871	829	~830 – 850
GNPA²	2.76%	2.75%	2.49%	2.40% - 2.50%
NNPA²	0.89%	0.90%	0.90%	0.80% - 0.85%
PCR	68.15%	67.93%	64.44%	

¹Additions/Reductions to GNPA presented for the quarter exclude any intra-quarter additions and reductions i.e., Loans which slipped into NPA during the quarter, and which got subsequently upgraded/written off within the same quarter are excluded | ²Advances for the purpose of GNPA/NNPA calculation includes IBPC & Securitization Book and is calculated on Total NPA

Significant improvement in SMA Book



- Unsecured SMA Book reduced by 104bps QoQ to 4.2%; reduction from peak of 7.3% in Jun-25
- ~35% of Unsecured SMA book is covered under Guarantee program as of Dec-25

Majority Unsecured Book shifting towards Guarantee reducing future collection uncertainty caused by stress

Particulars	FY 25	FY 26	FY 27	FY 28
Unsecured book	8,912	9,667		
- Covered under Guarantee scheme	2,535	7,014		
<i>(% of Unsecured Book)</i>	28.4%	72.6%		
- Not covered under Guarantee scheme	6,377	2,653		
<i>(% of Unsecured Book)</i>	71.6%	27.4%		
Cost of the program (Premium Paid)	11	51	70	36
Eligible for Claims in Q3 of FY	-	12	120	300

- ~85% of Unsecured book will be covered under Guarantee scheme by Mar-27.
- The focus on maintaining strong credit quality remains unchanged despite the shift towards the Guarantee program resulting in lower credit costs.
- In FY26-27, Rs. 70 crores is projected premium payable with ~ Rs. 120 crores expected as claim receivables and ~Rs. 300 crores claim in FY 27-28.
- While Net Interest Margins (NIMs) will remain unaffected, the guarantee fee will have a marginal impact on Opex.
- RoA is expected to improve by 50-70 bps once claim recoveries begin.

P&L summary and Q4'26 expectation

Particulars	Q3 FY25	Q2 FY26	Q3 FY26	Q4 FY26E
Operating Profit	279	279	287	
Less:				
Regulatory Provision	81	132	207	
Accelerated Provision	93	72	70	
Profit Before Tax	105	75	10	140-160
DTA	(5)	-	-	-
Profit After Tax	111	75	10	140-160
RoA¹	1.3%	0.7%	0.1%	~1.5%
RoE¹	11.2%	7.1%	0.9%	~15%

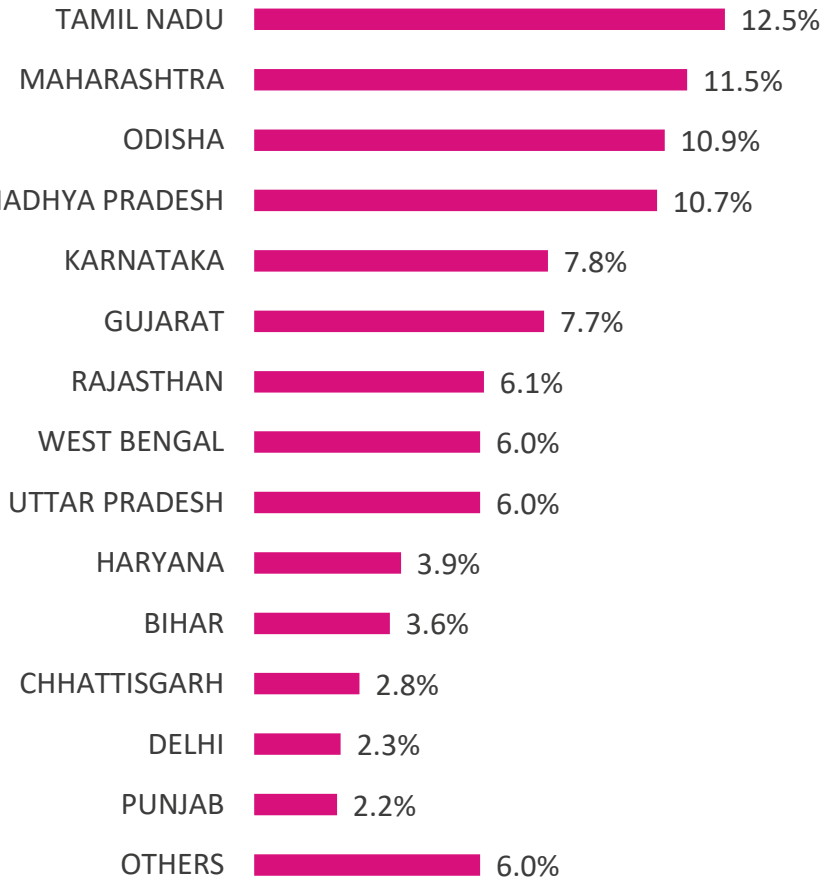
¹ROA and ROE numbers are annualized.

Sustained Growth Across Deposits and Advances

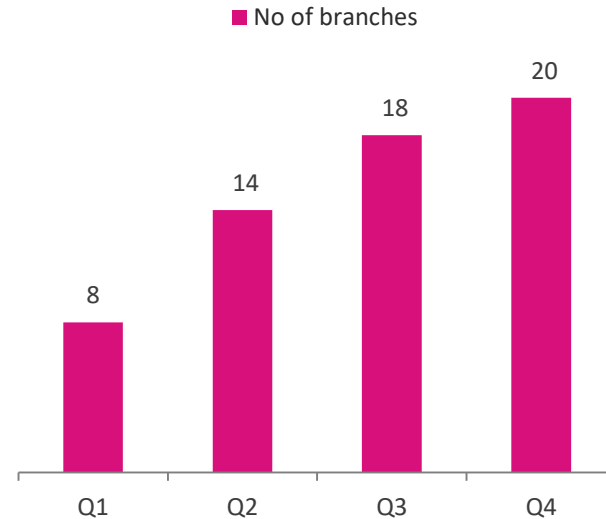
- Deposits and CASA –
 - YTD CASA grew by 29%, QoQ growth of 13%
 - YTD growth in Term Deposits of 13%, QoQ growth of 2%
 - Total Deposits at Rs. 33,733 crores; YTD growth of 16%
 - Cost of Deposits at 7.7% for Q3 from 7.9% in Q2 and **expected to reduce further to 7.5% in Q4.**
 - **Cost of Funds at 7.7% for Q3** from 7.9% in Q2, **to reduce further to ~7.5% in Q4**
- Secured Assets –
 - 22% YTD growth (excluding ODFD) and 6% QoQ growth
 - Secured Book @ 72.8%
 - Highest ever Disbursements of Rs. 4,775 crores with 46.8% YoY growth
 - Growth across products especially Affordable Housing, Gold Loans and Vehicle Loans
- Unsecured Assets –
 - QoQ growth in Portfolio by 4.1%, expected to close the year by ~ 7-8% YoY growth
 - BC Book Stabilised and will start growth from Q4'26.
 - Highest Disbursements post FY 24; Q3 DB - Rs. 2,214 crores with 22.4% QoQ growth; Expected Q4 DB higher by 5% than Q3'26.
 - ~62% book under Guarantee programs

National franchise with strong brand recognition

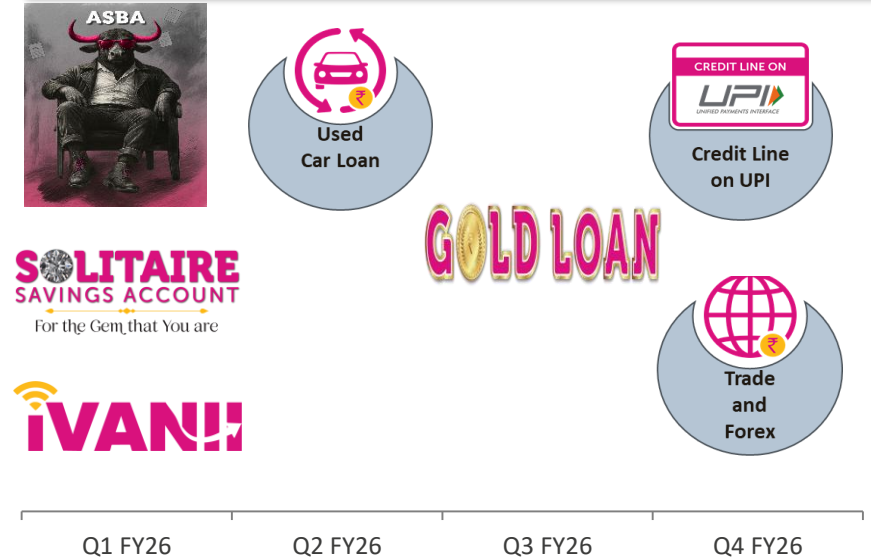
816 Outlets; Presence in 23 States and 2 UTs



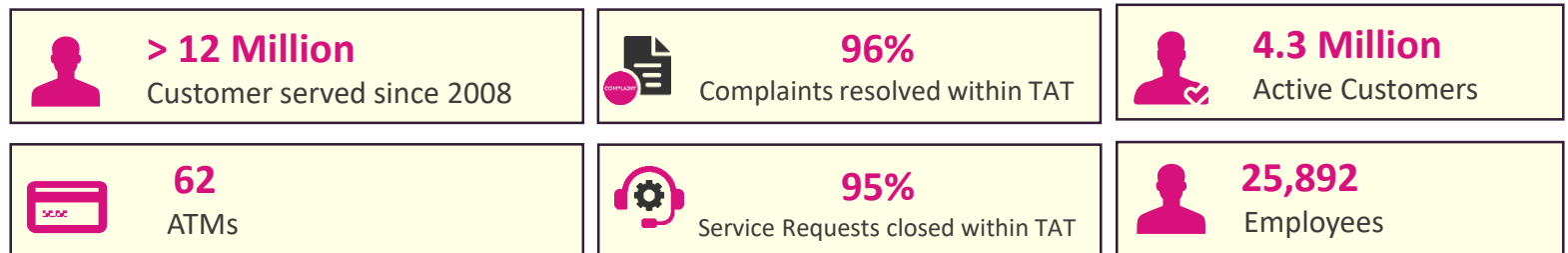
Expansion plan for FY26¹



New Products launch plan



Key customer and delivery channel metrics



¹excluding UBR branches and including relocation from existing location to bigger/more affluent location

On track for advances growth of ~20% for the year

- Advances¹ growth of 19% y-o-y and 5% q-o-q to Rs. 33,324 Crs
- Secured growth rate of 27% y-o-y and 6% q-o-q
- Gold - 18% q-o-q, Vehicle Loans 21% q-o-q and Affordable housing 8% q-o-q growth continues to maintain Secured book growth
- Secured book now @ 72.8%
- Unsecured book grows by 4.1% q-o-q and 2.0% y-o-y to Rs. 9,073 Crs
- ~62% of MFI book covered under Guarantee program

¹Advances includes IBPC & Securitisation Book

Unsecured book grows by 4.1% QoQ; Secured growth led by Affordable Housing, Gold and Vehicle loans

Jana Small Finance Bank

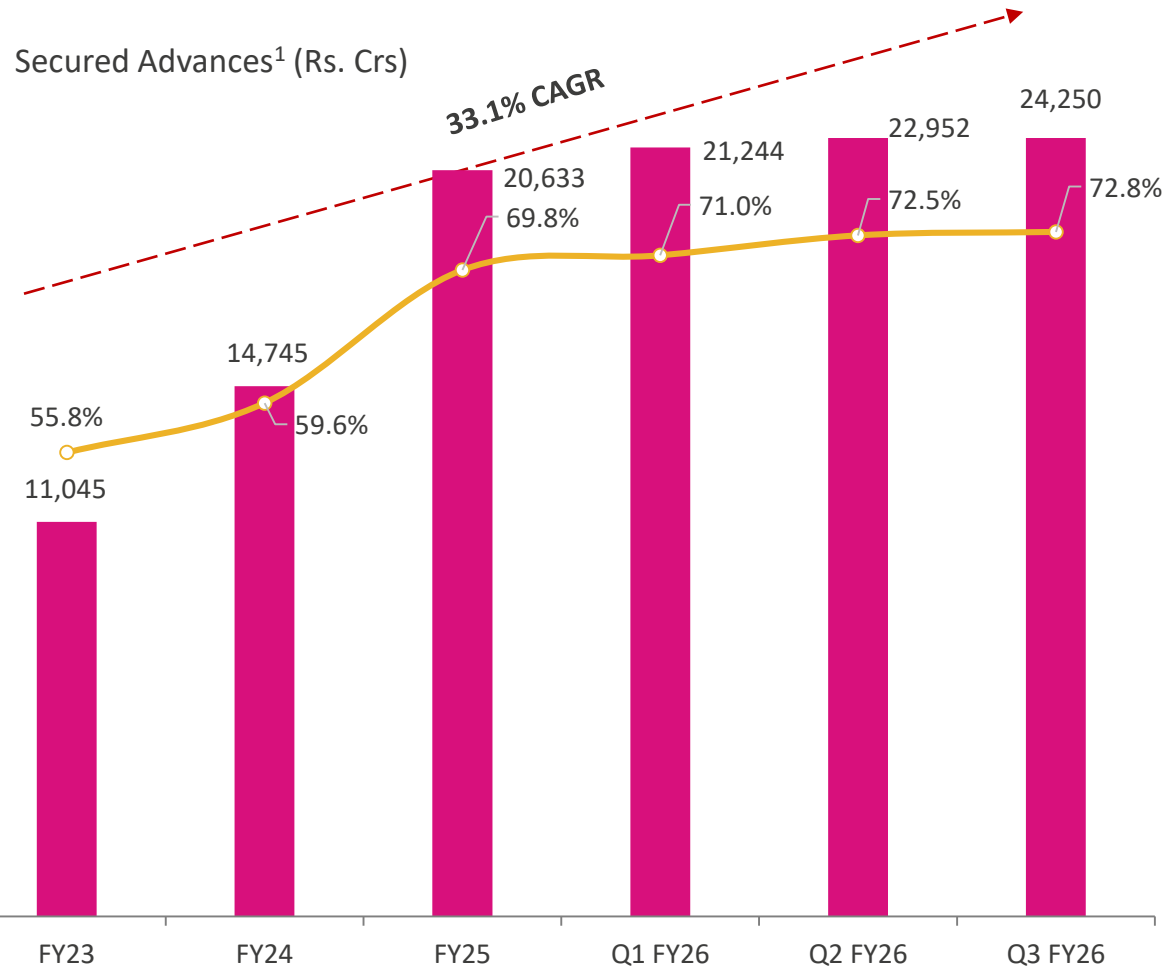
A SCHEDULED COMMERCIAL BANK

Category of Advance ¹ (As at December 31, 2025)		GLP	Average Ticket Size (Rs. Mn) ²	Advances ¹ Growth y-o-y	Advances ¹ Growth q-o-q	GNPA ³	NNPA ³	LTV ⁴
Secured	Affordable Housing	7,546	1.24	35.3%	7.8%	0.7%	0.6%	50.8%
	Micro LAP	6,201	0.65	14.5%	2.9%	1.7%	1.1%	37.1%
	MSME Loans	4,830	8.24	24.0%	1.3%	1.3%	0.9%	44.9%
	Term Loans To NBFCs	2,145	231.00	30.7%	5.6%	0.0%	0.0%	NA
	Vehicle Loans	1,554	0.06	83.4%	21.1%	0.6%	0.5%	NA
	Gold Loans	1,752	0.09	194.7%	18.4%	0.7%	0.6%	53.3%
	Loan against FD	222	NM	(80.1%)	(36.6%)	0.0%	0.0%	NA
	Total Secured Advances	24,250		27.1%	5.7%	1.0%	0.7%	
Unsecured Advances	9,073	0.04	2.0%	4.1%	6.5%	1.4%	NA	

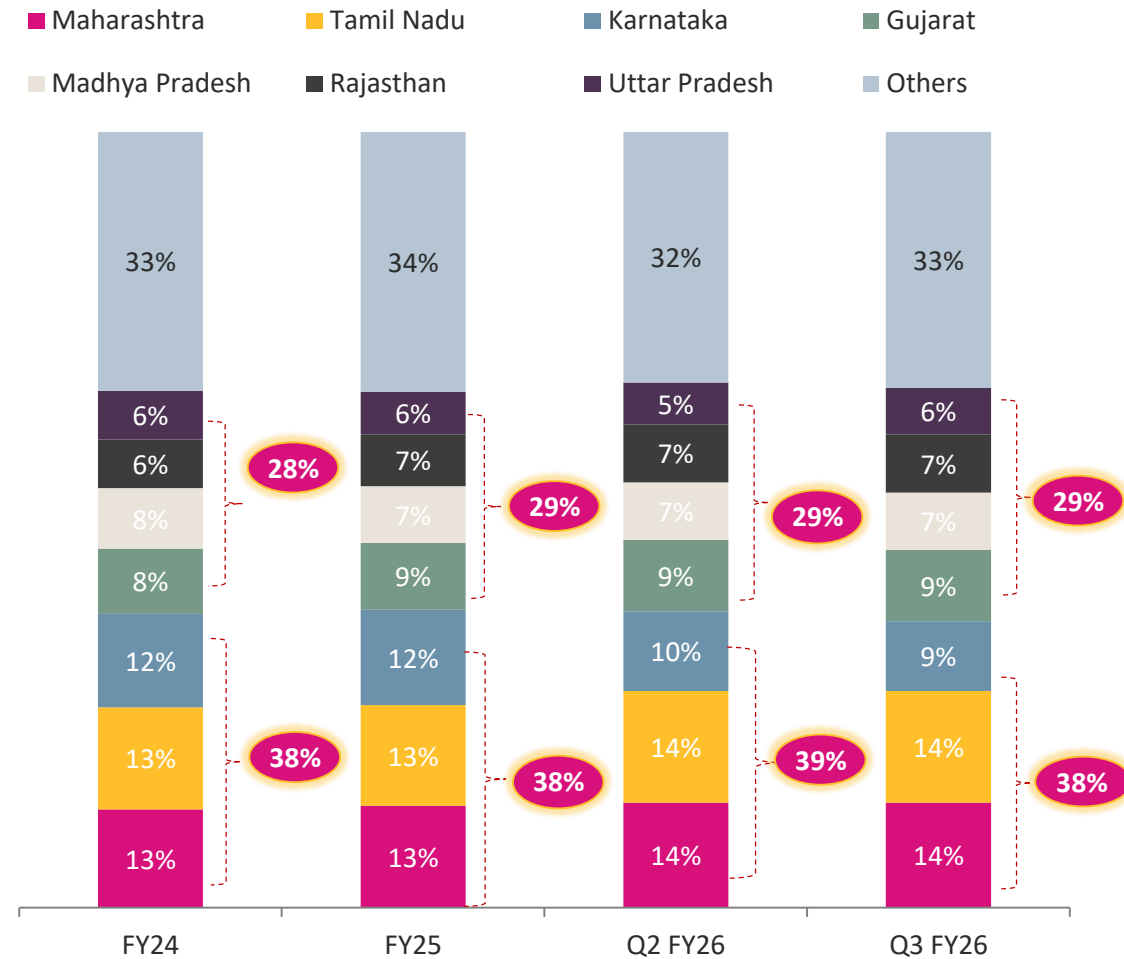
Note: ¹Advances includes IBPC & Securitisation Book | ² Average Ticket size is based on closing GLP | ³Advances for the purpose of GNPA/NNPA calculation includes IBPC & Securitization Book | ⁴LTV is based on POS

Secured loan on track to 80% with geographic diversification maintained

Moving towards 80% secured



Top 3 states 38%. No concentration



¹Advances includes IBPC & Securitisation Book

 Home Loan leading to Anchor Bank
with Multiple Product Offerings and Special Benefits

Pre-approved Business Loan

- Additional Pre-approved line upto Rs. 5 lakhs available through the entire relationship with the bank
- For Business Expansion and Home Improvement
- Lower than market Interest Rates
- Same day disbursal with no additional documentation

Gold Loan

- Zero Processing Fees
- Quick Disbursement in 30 minutes



Two Wheeler loans

- Pre-approved Two Wheeler loans
- 100% funding to the vehicle value
- Lower Processing fee – 0.5%

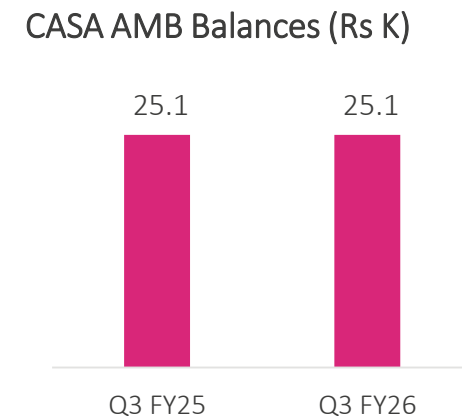
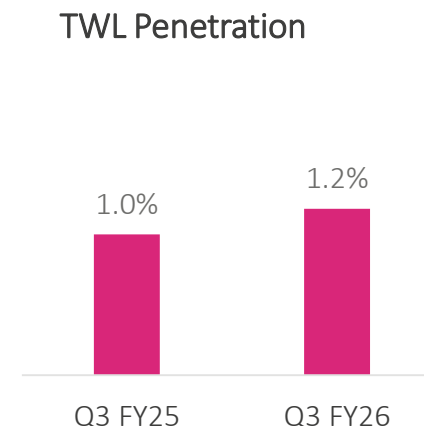
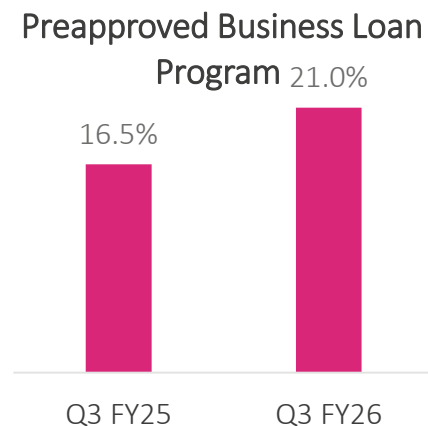
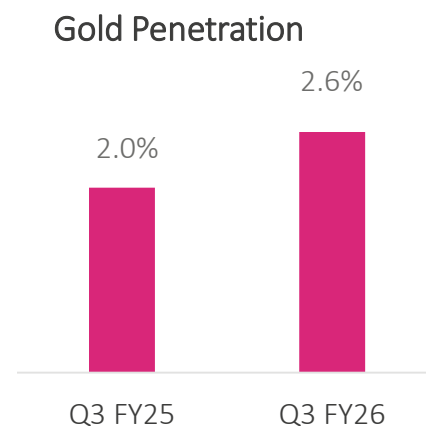
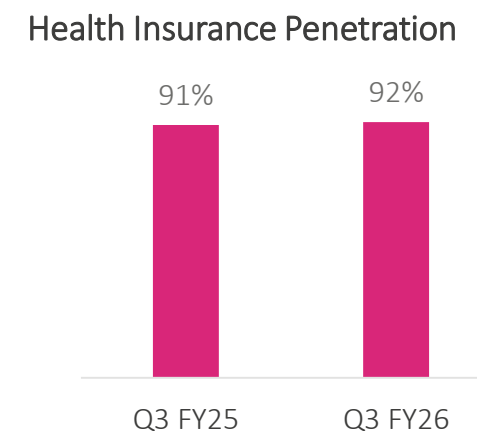
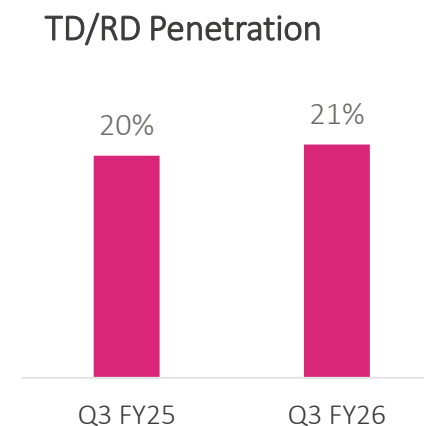
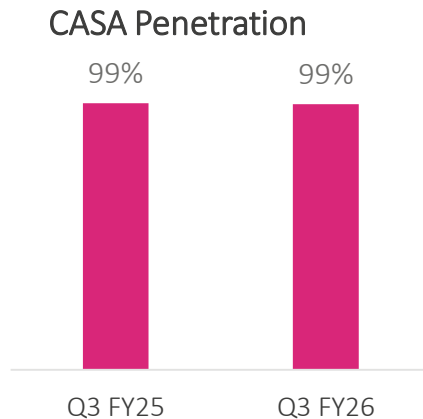
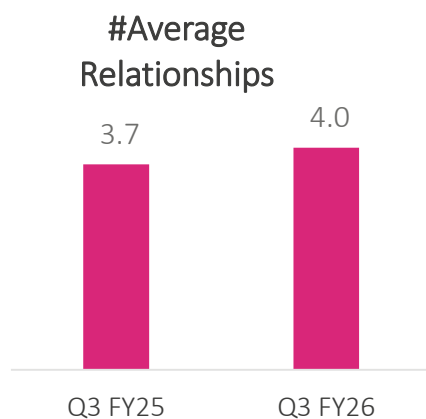
Health Insurance

- Hospi Cash cover designed to suite the segment

Linked Savings/Current Account

- Instant Current/Savings Account with no additional documents
- Attractive interest rates upto 7.0%
- Mobile Banking app with a 360 view of all the relationships
- Ease of all Transactions including all EMI, GST and other Bill Payments.

Anchor Bank Positioning for Rising India shows all round progress



#Average Relationship including Property insurance and Life insurance is at 6.3 and 6.0 for period ended Q3FY26 and Q3FY25 respectively

MFI – portfolio continues to grow in Q3 turning Y-O-Y growth to positive

Product Wise Advances ¹	Dec-25	Digital Payment	ATS ²	y-o-y Growth	q-o-q Growth	GNPA ³	NNPA ³	PCR
Individual Loan	5,279	37.7%	55,917	3.0%	5.9%	1.0%	0.7%	28.6%
- Agri	1,250	22.0%	47,556	(20.7%)	(11.4%)	2.4%	2.1%	10.5%
- Non Agri	4,029	44.0%	59,151	13.6%	12.7%	0.6%	0.3%	50.3%
BC Book	1,364	37.2%	29,479	(17.0%)	(1.9%)	25.9%	3.9%	88.3%
Agri Group	950	12.2%	22,087	(33.3%)	(8.3%)	15.5%	1.2%	93.6%
Group Loans	1,480	23.1%	40,009	108.9%	13.5%	2.3%	2.1%	8.4%
Total Unsecured	9,073	31.5%	42,003	2.0%	4.1%	6.5%	1.4%	79.4%

¹Advances includes IBPC & Securitisation Book | ² Average Ticket size is based on closing GLP | ³Advances for the purpose of GNPA/NNPA calculation includes IBPC & Securitization book

Deposit Growth continues at lower cost

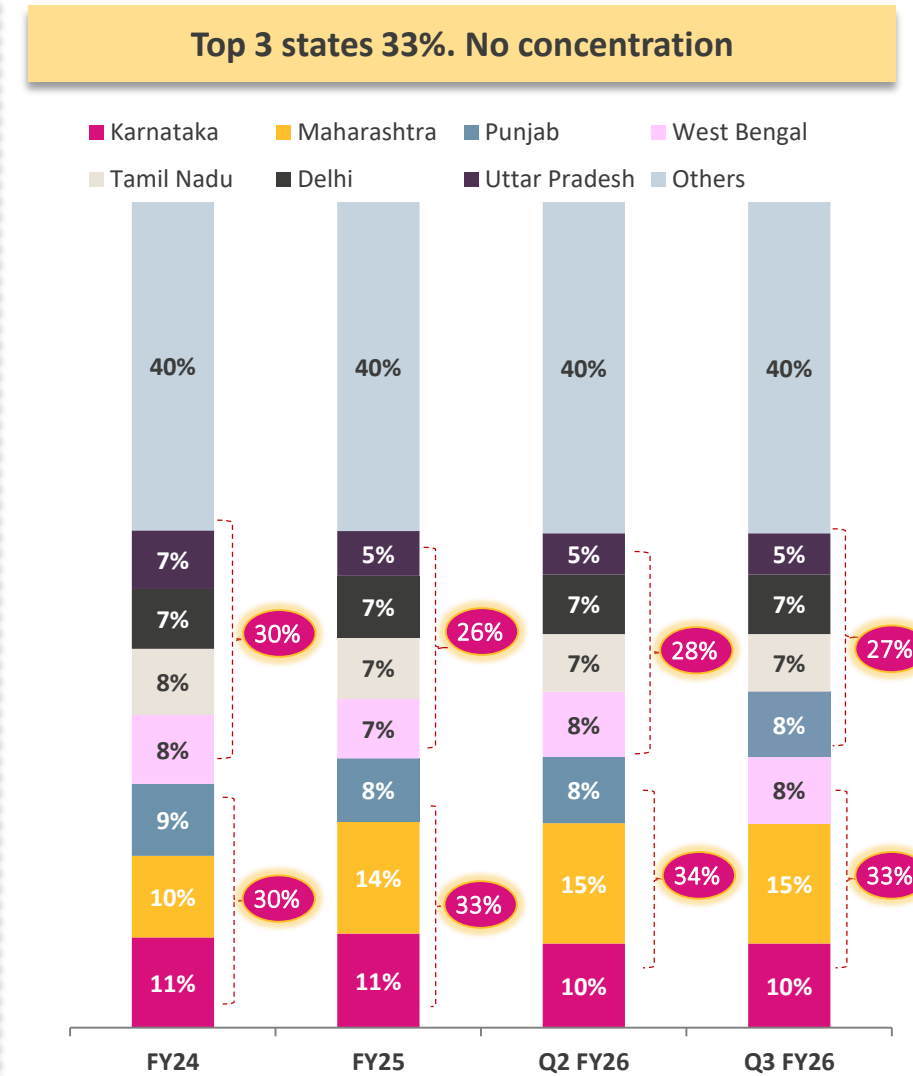
- Cost of deposits reduces by ~17 bps to 7.7% for Q3 FY26 vs 7.9% in previous quarter
- Deposits growth of 30% y-o-y and 4% q-o-q to Rs. 33,733 Crs
- CASA growth of 41% y-o-y and 13% q-o-q to Rs. 6,742 Crs; CASA ratio at 20%
- Term Deposits growth of 28% y-o-y and 2% q-o-q to Rs. 26,991 Crs
- CD ratio at 84.9% after adjusting for refinance which was availed from NABARD, SIDBI and NHB
- CD ratio improving to 93.4% v/s 102.5% as at 31st December 2024
- LCR at 120% as at 31st December 2025
- ASBA feature attracting CASA balance

Reduction in cost of funds along with overall growth in Deposits

Particulars	Dec-25	Sep-25	Dec-24	q-o-q (%)	y-o-y (%)
CASA	6,742	5,960	4,768	13.1%	41.4%
TD	26,991	26,572	21,097	1.6%	27.9%
Total Deposits	33,733	32,532	25,865	3.7%	30.4%

Particulars	Q3 FY26	Q2 FY26	Q3 FY25
CASA Ratio	20.0%	18.3%	18.4%
Cost of Funds	7.7%	7.9%	8.0%

- Credit to Deposits ratio reducing from **102.5%** in Dec-24 to **93.4%** in Dec-25 as the deposits continue to grow faster than advances.
- Credit to Deposits ratio (reducing refinance from Advances) at **84.9%**.
- **Non-callable** forms **39%** of Bulk Deposit and **90.8%** of Bulk Deposits are contracted at 1 year and above.
- **90.4%** of Retail deposits are contracted at 1 year and above.
- **LCR at 120%** as on 31st Dec 25



Expanding Digital Footprint

Digital Channels



Key Highlights

4.6	Continued to be the top rated banking apps
50%	y-o-y Growth - Txn Volume
122%	y-o-y Growth - MB Registration
50%	y-o-y Growth - MB Txn Volume
49%	y-o-y Growth - MB Txn Value

Digital Highlights

Jana Digitization

90% + Digital Uptake

98%

Banking transactions are Digital

99%

Loans are Digitally processed

99%

Sales force use TAB/Mobile

Merchant QR

31,075 QR Codes Installed across merchants

Digital Adoption



80%

y-o-y UPI in-app transactions value



27%

y-o-y growth in NACH transactions



81% of customers carded during Q3 FY26
84% of customer base carded

Q3 Highlights – QoQ comparison

Assets	Liabilities	Asset Quality	Capital Quality	Return Ratios	P&L Metrics
<p>Rs. 33,324 Crs 5.3% Advances¹ Growth (q-o-q)</p>	<p>Rs. 33,733 Crs 3.7% Deposits Growth (q-o-q)</p>	<p>2.5% [2.8%] Gross NPA³</p>	<p>Rs. 411 [Rs. 410] BVPS</p>	<p>0.1% [0.7%] ROA</p>	<p>Rs. 10 Crs [75 Crs] PBT</p>
<p>72.8% [72.5%] Share of Secured Advances¹</p>	<p>65.2% [62.1%] Retail Deposits²</p>	<p>0.9% [0.9%] Net NPA³</p>	<p>20.0% [20.7%] CRAR⁴</p>	<p>0.9% [7.1%] ROE</p>	<p>Rs. 287 Crs [279 Crs] PPOP</p>

¹Advances includes IBPC & Securitisation Book | ²Retail Deposits includes term deposits with value less than three crores | ³Advances for the purpose of GNPA/NNPA calculation includes IBPC & Securitization Book | ⁴CRAR is after including interim profits for both period | Figures in [] represent Q2 FY26 data

9M Highlights – YoY comparison

Assets	Liabilities	Asset Quality	Capital Quality	Return Ratios	P&L Metrics
<p>Rs. 33,324 Crs 19.1% Advances¹ Growth (y-o-y)</p>	<p>Rs. 33,733 Crs 30.4% Deposits Growth (y-o-y)</p>	<p>2.5% [2.7%] Gross NPA³</p>	<p>Rs. 411 [Rs. 380] BVPS</p>	<p>0.6% [1.5%] ROA</p>	<p>Rs. 187 Crs [354 Crs] PBT</p>
<p>72.8% [68.2%] Share of Secured Advances¹</p>	<p>65.2% [63.3%] Retail Deposits²</p>	<p>0.9% [0.9%] Net NPA³</p>	<p>20.0% [20.4%] CRAR⁴</p>	<p>5.8% [13.2%] ROE</p>	<p>Rs. 864 Crs [934 Crs] PPOP</p>

¹Advances includes IBPC & Securitisation Book | ²Retail Deposits includes term deposits with value less than three crores | ³Advances for the purpose of GNPA/NNPA calculation includes IBPC & Securitization Book | ⁴CRAR is after including interim profits for both period | Figures in [] represent 9M FY25 data



Jana Small Finance Bank

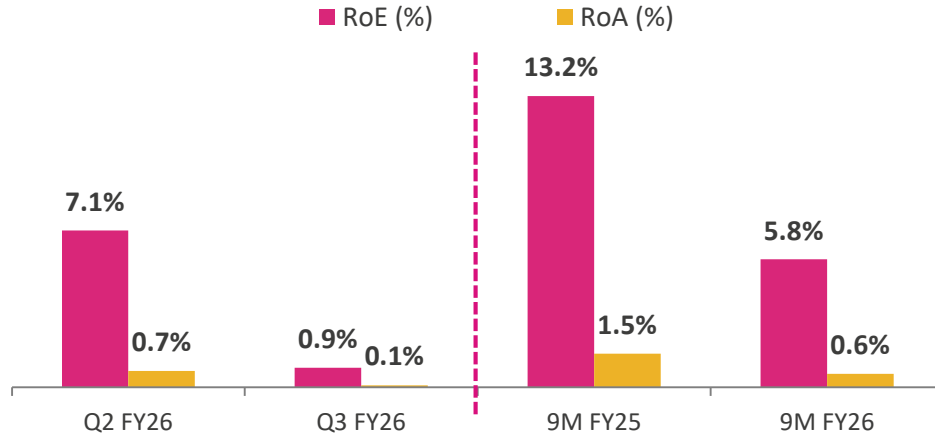
A SCHEDULED COMMERCIAL BANK



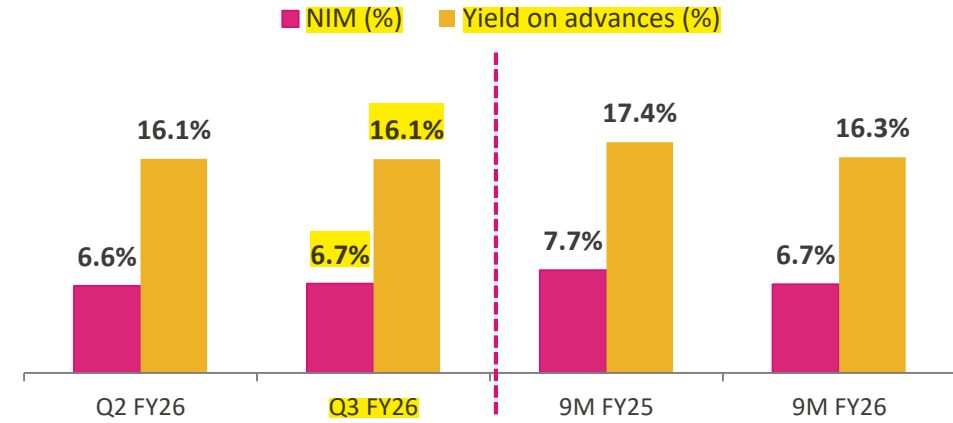
Key Financials

Financial Ratios

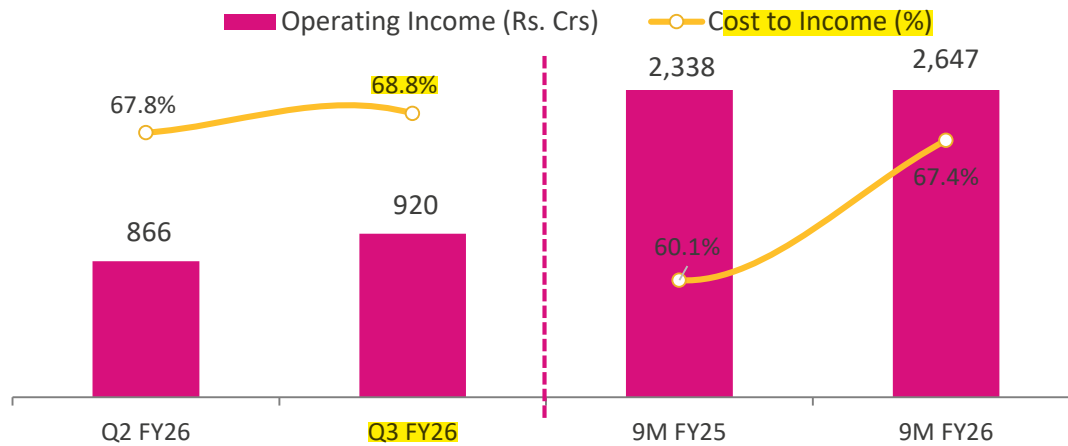
RoA and RoE¹



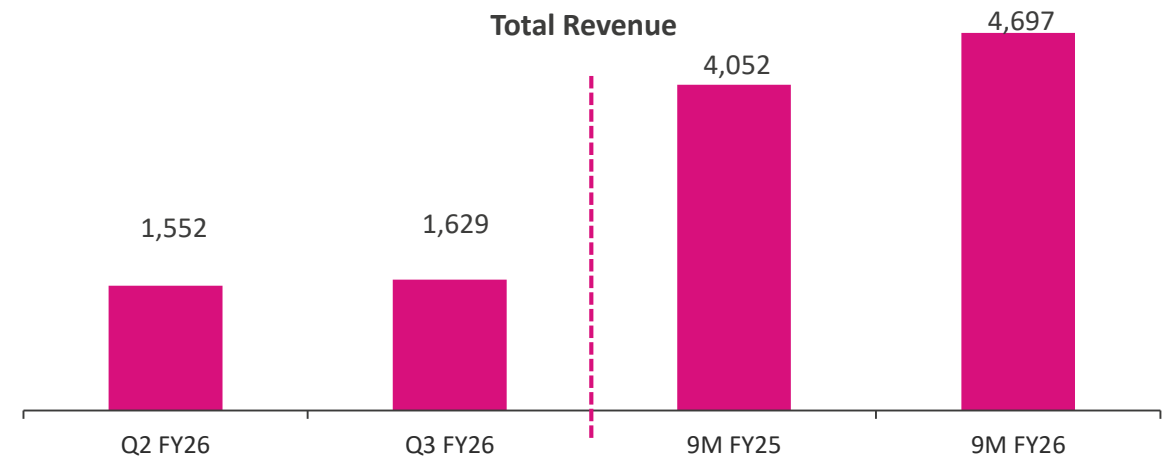
Yield and NIMs²



Operational efficiencies



Total Revenues growth – 16% y-o-y (9M period) / 5% q-o-q growth



¹ROA and ROE numbers are annualized | ²NIM for the Q3 FY 26 and 9M FY 26 do not include Interest on Income Tax Refund of Rs. 11 crs

Strong PCR across all businesses especially Secured

GNPA and NNPA

Particulars	Secured	Unsecured	BC	Total
Gross NPA	240	236	353	829
Net NPA	174	80	41	295
LTV	43.8%			
Gross NPA ¹ %	1.0%	3.1%	25.9%	2.5%
Net NPA ¹ %	0.7%	1.1%	3.9%	0.9%
PCR %	27.6%	66.3%	88.8%	64.4%
PCR % (incl tech write-off)	68.2%	85.8%	89.1%	80.2%

Restructured Portfolio @ 0.2% of Advances²

Particulars	Dec-25
Group Loans	1
Agricultural and allied Loans	0
Individual and Micro Business loans	0
Total Unsecured Book	1
MSE	38
Affordable Housing	6
Micro LAP	7
Total Secured Book	51
Total Book	52
% of Advances²	0.2%

P&L Statement

Particulars	Q3 FY25	Q2 FY26	Q3 FY26	9M FY25	9M FY26
Interest Income	1,177	1,305	1,384	3,511	3,941
Interest Expense	585	686	709	1,714	2,051
Net Interest Income	593	618	675	1,796	1,890
Other Income	177	247	245	542	756
Operating Income	770	866	920	2,338	2,647
Operating Expenses	491	587	633	1,405	1,783
Operating Margin	279	279	287	934	864
Provisions and Contingencies	174	204	277	580	677
Profit Before Tax	105	75	10	354	187
Taxes	(5)	-	-	(24)	-
Profit After Tax	111	75	10	378	187

Break-up of Other Income for Q3 FY26:

Other Income includes:

- Commission, exchange and brokerage – Rs. 201 crores [Rs. 190 crores]:
 - Processing Fee - Rs. 102 crs [Rs. 93 crs]
 - Insurance commission - Rs. 19 crs [Rs. 24 crs]
 - Other fees - Rs. 80 crs [Rs. 73 crs]
- Profit on sale of investments – Rs. 4 crores [Rs. 5 crores]
- Miscellaneous Income – Rs. 40 crores [Rs. 51 crores]:
 - Income from sale of PSLC - Rs. 18 crs [Rs. 18 crs]
 - Recoveries - Rs. 22 crs [Rs. 33 crs]

Balance Sheet – Robust Financial Position

Particulars	Dec 31, 2024	Sep 30, 2025	Dec 31, 2025
CAPITAL AND LIABILITIES			
Capital	105	105	105
Reserves & surplus	3,877	4,209	4,220
Deposits	25,865	32,532	33,733
Borrowings	3,972	3,810	3,751
Other liabilities and provisions	1,232	1,531	1,512
TOTAL	35,051	42,188	43,322
ASSETS			
Cash and balances with RBI	1,293	2,334	1,646
Balances with banks	68	349	93
Investments	6,320	8,644	9,026
Advances	26,514	29,743	31,496
Fixed assets	153	177	189
Other assets	703	940	872
TOTAL	35,051	42,188	43,322

Borrowings:

Borrowings includes

- Refinance - Rs. 2,862 crores
- Tier-2 capital - Rs. 375 crores
- Others incl call - Rs. 514 crores



Fresh borrowings from NHB during the quarter for Rs. 500 crores

Benefits of Re-finance:

- Long term and stable borrowing
- Improves ALM
- Availed from Developmental Finance Institutions NABARD, SIDBI, NHB and MUDRA
- Competitive to deposit rates with no CRR and SLR
















Experienced and professional management and Board

Experienced board with diverse business experience in well-known financial services institutions and banks

Name & Designation	Past Experience	Name & Designation	Past Experience	Name & Designation	Past Experience
 Ramalingam Ramaseshan[#] Part-Time Chairman and Independent Director	<ul style="list-style-type: none"> National Commodity and Derivative Exchange Ltd. 	 Mr. Dinesh C Patwari Non-Executive Independent Director	<ul style="list-style-type: none"> Income Tax Department of India 	 Ajay Kanwal Managing Director & Chief Executive Officer	<ul style="list-style-type: none"> Standard Chartered Bank CitiBank
 Pammi Vijaya Kumar Non-Executive Independent Director	<ul style="list-style-type: none"> Reserve Bank of India 	 Mr. Rakesh Joshi Non-Executive Independent Director (Additional Director)	<ul style="list-style-type: none"> Insurance Regulatory and Development Authority of India (IRDAI) 	 Krishnan Subramania Raman Executive Director, Head of Retail Financial Services	<ul style="list-style-type: none"> Standard Chartered Bank Mashreq Bank PSC
 Chitra Talwar[#] Non-Executive Independent Director	<ul style="list-style-type: none"> Britannia Industries PepsiCo 	 Mr. Ajay Rotti[*] Non-Executive Independent Director (Additional Director)	<ul style="list-style-type: none"> Tax Compass Advisors Private Limited KPMG 	 Ramesh Ramanathan[#] Non-Executive Non-Independent Director	<ul style="list-style-type: none"> CitiBank
 Dr. Subhash C Khuntia Non-Executive Independent Director	<ul style="list-style-type: none"> Former IRDAI Chairman Various Departments in Government of India 	 Mr. Pankaj Razdan[*] Non-Executive Independent Director (Additional Director)	<ul style="list-style-type: none"> Revanta Capital Edelweiss Wealth Management Aditya Birla Capital 	 Rahul Khosla Non-Executive Non-Independent Director	<ul style="list-style-type: none"> Max Group Visa International Service Association
 Kumbla Srinivas Nayak Non-Executive Independent Director	<ul style="list-style-type: none"> Standard Chartered Bank Idenfo Ltd. 	<p>[#]Ms. Chitra Talwar will take hold of Part-Time Chairperson position wef. 8th Feb 2026 and Mr. Ramalingam Ramaseshan and Mr. Ramesh Ramanathan will be retiring from Board after completion of 8 years on 7th Feb 2026</p> <p>[*]Mr. Ajay Rotti and Mr. Pankaj Razdan are appointed as Independent Directors wef. 2nd Feb 2026</p>			

Experienced and professional management and Board

International best practices in risk management, compliance and governance introduced by management with an average experience of ~29 years in financial services

Name & Designation	Past Experience	Name & Designation	Past Experience	Name & Designation	Past Experience
 Abhilash Sandur Chief Financial Officer	<ul style="list-style-type: none"> Kotak Mahindra Bank Bharti Axa General Insurance Co. Ltd. 	 Satish Ramachandran Chief Risk Officer	<ul style="list-style-type: none"> Citibank NA Standard Chartered Bank Fullerton India 	 Shrinivas Murty J President and Head – Branch Banking and Marketing	<ul style="list-style-type: none"> HDFC Bank ICICI Bank Ujjivan Small Finance Bank
 Amit Raj Bakshi Chief Human Resource Officer	<ul style="list-style-type: none"> JP Morgan & Chase Serco BPO Telenor India DBS Bank 	 Ashish Gopal Saxena Chief Information and Digital Officer	<ul style="list-style-type: none"> UGRO Capital Ltd AU Small Finance Bank Max Life Insurance 	 Naveen Goel Head – MSE, Supply Chain Finance & Financial Institutions	<ul style="list-style-type: none"> SBM IndusInd Bank ABN AMRO Bank HDFC Bank
 Pradeep Rebello Business Head – Vehicle Loans	<ul style="list-style-type: none"> HDFC Bank ICICI Bank Tata Capital IDFC First Bank 	 Chitra Menon Chief Compliance Officer	<ul style="list-style-type: none"> ICICI Bank HDFC Bank 	 Rajesh Kumar Sharma Chief Operating Officer	<ul style="list-style-type: none"> HDFC Bank Corporation Bank
 Lakshmi R N Company Secretary and Compliance Officer	<ul style="list-style-type: none"> ING Vysya Bank Firstapex Software Technologies Pvt Ltd Kirloskar Multimedia 	 Gopal Tripathi Head - Treasury and Capital Markets	<ul style="list-style-type: none"> State Bank of India HDFC Bank Bank of India 	 Asheesh Maroo Chief Credit Officer	<ul style="list-style-type: none"> Yes Bank ICICI Bank Aditya Birla Finance
 Rincoo Ji Vachha Head - Affordable and Micro Housing Loans	<ul style="list-style-type: none"> ICICI Bank CRISIL 	 Sudhir Madhavan Head – Strategic Alliance	<ul style="list-style-type: none"> HDFC Bank Bajaj Finance Citibank 	 Mahalingam Ramachandran Head of Internal Audit	<ul style="list-style-type: none"> HDFC Bank

Jana's excellence being recognized at different Forums



In November 2025, JSFB has been Awarded for Best Print Advertising and Best TV Advertising at the afaqs! BankFin360 Awards
Jana Small Finance Bank has been awarded "Best Print Advertising" and "Best TV Advertising" by afaqs! at the BankFin360 Awards held in Mumbai.



In July 2025, JSFB has been honored with the “Highest Guarantee Coverage, FY 2025” award under the Performance-Based Award (Small Finance Bank category) by the Credit Guarantee Fund Trust for Micro and Small Enterprises (CGTMSE) during its Silver Jubilee celebrations. This recognition highlights Jana SFB’s achievement of securing the highest guarantee coverage among small finance banks under the CGTMSE scheme.



In August 2025, Jana Small Finance Bank has been recognized as the Runner-up for “Best Small Finance Bank in Growth” by the Indian Chambers of Commerce at the 3rd Emerging Asia Banking Conclave & Awards held in New Delhi.



Jana Small Finance Bank

A SCHEDULED COMMERCIAL BANK

Thank You

Innovative Product offerings

Jana Small Finance Bank

A SCHEDULED COMMERCIAL BANK

Jana Small Finance Bank
A SCHEDULED COMMERCIAL BANK

SMARTEST BULLS MAKE THE BEST DECISION!

Apply for **IPOs** using **ASBA** with
Jana Savings Account - the smartest decision!



Earn up to
7%^{p.a.}
even on Blocked Funds

0 Charges
on **IMPS**
on transferring to
your Trading Account

Apply Seamlessly using
Jana SFB's Mobile Banking or
Internet Banking

*Interest paid on incremental balances above Rs. 50 Lakhs and up to Rs. 20 Crores.
*Interest Rates are subject to change from time to time without prior notice.
For more details, visit www.janabank.com

*Terms & conditions apply.

UPGRADE TO NEW MEMORIES

Launching USED CAR LOANS

- Loan up to ₹15 Lakhs*
- Tenure up to 60 months*
- Available Pan India*
- Instant digital approval with our paperless scorecard journey*

For any queries please email to nikhil.agarwal01@janabank.com



JANA SMALL FINANCE BANK
(A Scheduled Commercial Bank)

*For Internal Communication Only.

Jana Small Finance Bank
A SCHEDULED COMMERCIAL BANK

Introducing

iVANI!

**Built for Atmanirbhar Bharat.
Powered by Jana.**



Real-Time Audio Notifications*

No Physical Device Required

Secure, App-Only Payments

Multilingual Audio Alerts*

Download Now!

*T & C Apply
For more details, visit www.janabank.com

Best-in-class segment offerings

Jana Small Finance Bank

A SCHEDULED COMMERCIAL BANK

JANA SMALL FINANCE BANK
(A Scheduled Commercial Bank)

Exclusive
Tailored to Perfection, just like You!



A Savings Account with exceptional benefits and best in class returns just for you!

- Taj Experiences Gift Card worth ₹10,000/-* on debit card spends with Exclusive banking program
- Personalized Zodiac Debit Card*
- Best-in-class Rewards & Offers*
- Dedicated Relationship Manager*
- Family Banking Facility*
- Zero Fee Banking*

*Terms and conditions apply
*For selected transactions
To know more visit www.jana.bank.in

JANA SMALL FINANCE BANK
(A Scheduled Commercial Bank)



Signature
CURRENT ACCOUNT

Because your **business** deserves **more**

EARN UP TO
7%
p.a.
WITH AUTO
SWEEP FACILITY

ICMA I CHOOSE MY ACCOUNT NUMBER*	RUPAY SELECT DEBIT CARD*	UNLIMITED FREE IMPS, NEFT & RTGS*
ZERO RENTAL ON POS*	FREE SOUNDBOX APP ON PHONE	VALUE ADDED SERVICES*

JANA SMALL FINANCE BANK
(A Scheduled Commercial Bank)

SOLITAIRE
SAVINGS ACCOUNT

For the Gem that You are



A Women's Savings Account
that offers **7%*** Interest p.a.
& Enjoy Exclusive Offers.

Monthly Interest Pay-out	Zero# Fee Banking
Complimentary Select Debit card	Range of offers across Fashion, Travel & More

*Interest paid on incremental balances more than Rs. 50 Lakhs and up to Rs. 20 Crores
Rates are subject to change from time to time without prior notice
*On select transactions only. For more details visit www.jana.bank.in

Abbreviations

Abbreviation	Expansion	Abbreviation	Expansion
BC	Business Correspondents	MFI	Micro Finance Institution
CAGR	Compounded Annual Growth Rate	MSME	Micro, Small and Medium Enterprises
CASA	Current Account and Savings Account	NACH	National Automated Clearing House
CGFMU	Credit Guarantee Fund for Micro Units	NBFC	Non-Banking Financial Company
CGTMSE	Credit Guarantee Trust Fund for Micro and Small Enterprises	NII	Net Interest Income
CRAR	Capital-to-Risk Weighted Asset Ratio	NIM	Net Interest Margin
DTA	Deferred Tax Assets	NNPA	Net Non-Performing Assets
FD	Fixed Deposits	PAT	Profit After Tax
GLP	Gross Loan Portfolio	PCR	Provision Coverage Ratio
GNPA	Gross Non-Performing Assets	PPOP	Pre Provisioning Operating Profit
IBPC	Inter Bank Participation Certificate	q-o-q	Quarter-on-Quarter
NIM	Net Interest Margin	RoA	Return on Assets
LAP	Loan Against Property	RoE	Return on Equity
LCR	Liquidity Coverage Ratio	SFB	Small Finance Bank
LTV	Loan to Value	y-o-y	Year-on-Year