

संदर्भ Ref.:नि.से.वि. ISD/24/2026-27

दिनांक Date: अप्रैल April 23, 2026

बीएसई लिमिटेड BSE Ltd. बीएसई लिस्टिंग सेंटर BSE Listing Centre स्क्रिप कोड Scrip Code - 532 477	नेशनल स्टॉक एक्सचेंज ऑफ इंडिया लिमिटेड National Stock Exchange of India Ltd. निप्स NEAPS स्क्रिप कोड Scrip Symbol-UNIONBANK-EQ सिक्योरिटी Security - UBI-AT/BB
---	--

महोदया Madam / महोदय Sir,

Subject: Audited Financial Results (Standalone and Consolidated) of the Bank for the Quarter/Year ended March 31, 2026.

Ref. : Our letter ref. no. ISD/22/2026-27 dated April 20, 2026.

Pursuant to the Regulation 30 read with sub para 4 of Para A of Part A of Schedule III of the SEBI (Listing Obligations and Disclosure Requirements) Regulations, 2015 (Listing Regulations) as amended and SEBI Master Circular HO/49/14/14(7)2025-CFD-PoD2/1/3762/2026 dated January 30, 2026 read with SEBI/HO/DDHS/DDHS-PoD-1/P/CIR/2025/0000000103 dated July 11, 2025, we submit herewith the following:

Regulations 32 and 33 and Regulation 52 of the Listing Regulations:

1. Audited (Standalone and Consolidated) Financial Results of the Bank for the Quarter/Year ended on March 31, 2026, together with line items as specified under Regulation 52(4) of the Listing Regulations, which have been approved by the Board of Directors of the Bank at its meeting held on **April 23, 2026**.
2. Statement of Assets and Liabilities as on March 31, 2026.
3. Statement of Cash Flows for the year ended on March 31, 2026
4. The Independent Auditors' Report as submitted by the Statutory Central Auditors on the Financial Results (Standalone & Consolidated) of the Bank for the quarter / year ended on March 31, 2026.
5. NIL Statement of Deviation/variation in utilization of proceeds of issue of Equity Shares and Non-Convertible Debt Bonds for the Quarter ended on March 31, 2026.

Regulation 54 of the Listing Regulations

NIL Security Cover certificate as on March 31, 2026, for non-convertible debt securities, as submitted by the Statutory Central Auditors in the format as specified by SEBI vide its Circular No. SEBI/HO/MIRSD/MIRSD_CRADT/CIR/P/2022/67 dated May 19, 2022.

Recommendation of Dividend

The Board has recommended a Dividend of ₹ 5 per Equity Share of ₹ 10 each for Financial Year 2025-26. The payment of Dividend is subject to obtaining the necessary statutory approvals and the approval of the shareholders of the Bank at the ensuing 24th Annual General Meeting (AGM). The date of AGM, the Book Closure for the purpose of AGM and the Dividend for the Financial Year 2025-26 will be intimated in due course.

The Financial Results will also be made available on the Bank's website under the following link - <https://www.unionbankofindia.bank.in/en/common/financial-results>

The Board meeting started at 09.40 a.m. and concluded at 12.25 p.m.

Thanking you.

भवदीय Yours faithfully,

ASHISH MISHRA

Digitally signed by
ASHISH MISHRA
Date: 2026.04.23
12:28:12 +05'30'

(आशीष मिश्रा Ashish Mishra)

कंपनी सचिव Company Secretary

Encl.: As above.

Cc: IDBI Trusteeship Services Ltd., Mumbai.

Standalone Audited Financial Results for the Quarter and Year ended 31st March, 2026

(₹ In Lakh)

Particulars	Standalone				
	Quarter Ended		Year Ended		
	31.03.2026 (Audited)	31.12.2025 (Unaudited)	31.03.2025 (Audited)	31.03.2026 (Audited)	31.03.2025 (Audited)
1 Interest Earned					
(a) + (b) + (c) + (d)	26,43,901	26,44,341	27,19,358	1,05,99,223	1,05,90,894
(a) Interest/Discount on Advances/Bills	20,30,255	19,88,362	20,34,818	79,90,743	79,06,691
(b) Income on Investments	5,43,021	5,63,969	5,79,007	22,30,948	23,18,419
(c) Interest on Balances with Reserve Bank of India and other Inter Bank Funds	43,539	71,418	96,287	3,13,234	3,27,134
(d) Others	27,086	20,592	9,246	64,298	38,650
2 Other Income	5,41,214	4,54,105	5,55,909	19,43,479	19,81,291
A. TOTAL INCOME (1+2)	31,85,115	30,98,446	32,75,267	1,25,42,702	1,25,72,185
3 Interest Expended	17,03,303	17,11,548	17,67,953	69,33,340	68,69,526
4 Operating Expenses (a) + (b)	6,86,283	6,92,738	7,37,299	27,47,412	25,93,655
(a) Employees Cost	3,42,477	4,01,110	4,06,913	15,29,042	14,66,764
(b) Other operating expenses	3,43,806	2,91,628	3,30,386	12,18,370	11,26,891
B. TOTAL EXPENDITURE (3+4)	23,89,586	24,04,286	25,05,252	96,80,752	94,63,181
(Excluding Provisions and Contingencies)					
C. OPERATING PROFIT (A-B)	7,95,529	6,94,160	7,70,015	28,61,950	31,09,004
(Profit before Provisions and Contingencies)					
D. Provisions and Contingencies (Other than Tax)	1,05,498	32,223	1,54,392	4,43,845	7,61,098
Of which provisions for Non-Performing Assets	42,317	23,514	1,67,577	2,33,725	7,30,849
E. Exceptional Items	-	-	-	-	-
F. Profit/(Loss) from Ordinary Activities before Tax (C-D-E)	6,90,031	6,61,937	6,15,623	24,18,105	23,47,906
G. Tax Expenses	1,58,455	1,60,260	1,17,131	5,48,391	5,49,192
H. Net Profit/(Loss) from Ordinary activities after tax (F-G)	5,31,576	5,01,677	4,98,492	18,69,714	17,98,714
I. Extraordinary items (net of tax expense)	-	-	-	-	-
J. Net Profit/(Loss) for the period (H-I)	5,31,576	5,01,677	4,98,492	18,69,714	17,98,714
5 Paid-up Equity Share Capital (F.V. of each share Rs. 10)	7,63,361	7,63,361	7,63,361	7,63,361	7,63,361
6 Reserves excluding Revaluation Reserves (As per Balance Sheet of previous Accounting Year)					99,87,634
7 Analytical Ratios					
(i) Percentage of Shares held by Government of India	74.76%	74.76%	74.76%	74.76%	74.76%
(ii) Capital Adequacy Ratio (Basel III)	18.10%	16.49%	18.02%	18.10%	18.02%
(a) CET 1 Ratio	15.69%	13.94%	14.98%	15.69%	14.98%
(b) Additional Tier 1 Ratio	0.94%	1.12%	1.26%	0.94%	1.26%
(iii) Basic and Diluted Earning Per Share					
(a) Before Extraordinary Items (₹)	*6.96	*6.57	*6.53	24.49	23.56
(b) After Extraordinary Items (₹)	*6.96	*6.57	*6.53	24.49	23.56
(iv) NPA Ratios					
(a) Amount of Gross Non-Performing Assets	30,40,077	31,12,088	35,35,038	30,40,077	35,35,038
(b) Amount of Net Non-Performing Assets	5,06,728	5,10,215	5,96,929	5,06,728	5,96,929
(c) % of Gross NPAs	2.82%	3.06%	3.60%	2.82%	3.60%
(d) % of Net NPAs	0.48%	0.51%	0.63%	0.48%	0.63%
(v) Return on Assets (Annualised) (Average) (%)	1.36%	1.35%	1.35%	1.25%	1.26%
(vi) Outstanding Redeemable Preference Shares (Quantity and Value)	-	-	-	-	-
(vii) Capital Redemption Reserve	-	-	-	-	-
(viii) Debenture Redemption Reserve	-	-	-	-	-
(ix) Net Worth	1,17,87,107	1,17,38,788	1,04,56,186	1,17,87,107	1,04,56,186
(x) Securities Premium	25,51,318	25,51,318	25,51,318	25,51,318	25,51,318
(xi) Paid Up Debt Capital/ Outstanding Debt	19.35%	20.57%	27.20%	19.35%	27.20%
(xii) Debt-Equity Ratio (Total Borrowings/ Net Worth)	0.65	0.67	0.62	0.65	0.62
(xiii) Total Debts to Total Assets (Borrowings/ Total Assets) (%)	4.92%	5.29%	4.32%	4.92%	4.32%
(xiv) Operating Margin (%) (Operating Profit/ Total Income)	24.98%	22.40%	23.51%	22.82%	24.73%
(xv) Net Profit Margin (%) (Net Profit after Tax/ Total Income)	16.69%	16.19%	15.22%	14.91%	14.31%

*Not Annualised



Consolidated Audited Financial Results for the Year Ended 31st March, 2026

(₹ In Lakh)

Particulars	Consolidated				
	Quarter Ended			Year Ended	
	31.03.2026 (Audited)	31.12.2025 (Unaudited)	31.03.2025 (Audited)	31.03.2026 (Audited)	31.03.2025 (Audited)
1 Interest Earned					
(a) + (b) + (c) + (d)	26,67,595	26,81,918	27,36,736	1,06,79,889	1,06,60,024
(a) Interest/Discount on Advances/Bills	20,34,578	19,93,140	20,39,419	80,09,845	79,25,583
(b) Income on Investments	5,60,979	5,95,426	5,90,804	22,87,272	23,63,079
(c) Interest on Balances with Reserve Bank of India and other Inter Bank Funds	44,219	72,316	96,848	3,16,240	3,30,776
(d) Others	27,819	21,036	9,665	66,532	40,586
2 Other Income	5,99,858	5,18,274	6,22,348	21,60,062	21,56,198
A. TOTAL INCOME (1+2)	32,67,453	32,00,192	33,59,084	1,28,39,951	1,28,16,222
3 Interest Expended	17,00,541	17,36,993	17,74,317	69,47,733	68,91,628
4 Operating Expenses (a) + (b)	7,69,327	7,67,214	8,11,269	30,20,573	28,04,419
(a) Employees Cost	3,53,904	4,11,386	4,14,762	15,68,731	14,99,630
(b) Other operating expenses	4,15,423	3,55,828	3,96,507	14,51,842	13,04,790
B. TOTAL EXPENDITURE (3+4)	24,69,868	25,04,207	25,85,586	99,68,306	96,96,047
(Excluding Provisions and Contingencies)					
C. OPERATING PROFIT (A-B)	7,97,585	6,95,985	7,73,498	28,71,645	31,20,175
(Profit before Provisions & Contingencies)					
D. Provisions and Contingencies (Other than Tax)	1,05,031	32,209	1,56,022	4,43,195	7,77,787
Of which provisions for Non-Performing Assets	41,777	23,562	1,68,552	2,32,738	7,42,640
E. Exceptional Items	-	-	-	-	-
F. Profit/(Loss) from Ordinary Activities before Tax (C-D-E)	6,92,554	6,63,776	6,17,476	24,28,450	23,42,388
G. Tax Expenses	1,59,159	1,60,894	1,17,354	5,50,388	5,50,271
H. Net Profit/(Loss) from Ordinary activities after tax (F-G)	5,33,395	5,02,882	5,00,122	18,78,062	17,92,117
I. Extraordinary items (net of tax expense)	-	-	-	-	-
J. Less: Minority Interest	-	-	-	-	-
K. Add: Share of Profit in Associate	16,966	4,387	1,000	64,958	10,579
L. Net Profit/(Loss) for the period (H-I-J+K)	5,50,361	5,07,269	5,01,122	19,43,020	18,02,696
5 Paid-up Equity Share Capital (F.V. of each share Rs. 10)	7,63,361	7,63,361	7,63,361	1,18,83,199	1,00,63,121
6 Reserves excluding Revaluation Reserves					
7 Analytical Ratios					
(i) Percentage of Shares held by Government of India	74.76%	74.76%	74.76%	74.76%	74.76%
(ii) Capital Adequacy Ratio (Basel III) %	18.78%	17.14%	18.02%	18.78%	18.02%
(a) CET 1 Ratio	16.39%	14.61%	15.00%	16.39%	15.00%
(b) Additional Tier 1 Ratio	0.93%	1.11%	1.25%	0.93%	1.25%
(iii) Basic and Diluted Earning Per Share					
(a) Before Extraordinary Items	* 7.21	* 6.65	* 6.56	25.45	23.62
(b) After Extraordinary Items	* 7.21	* 6.65	* 6.56	25.45	23.62
(IV) Net Worth	1,22,41,065	1,21,99,576	1,05,05,836	1,22,41,065	1,05,05,836
(V) Operating Margin (%) (Operating Profit/ Total Income)	24.41	21.75	23.03	22.36	24.35
(vi) Net Profit Margin (%) (Net Profit after Tax/ Total Income)	16.84	15.85	14.92	15.13	14.07

*Not Annualised

Place: Mumbai

Dated: 23rd April 2026



Classification: Internal

STANDALONE SEGMENT REPORT FOR THE QUARTER & YEAR ENDED 31ST MARCH, 2026

(₹ in lakh)

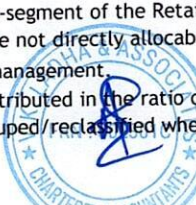

Particulars	QUARTER ENDED			YEAR ENDED	
	31.03.2026	31.12.2025	31.03.2025	31.03.2026	31.03.2025
	(Audited)	(Unaudited)	(Audited)	(Audited)	(Audited)
(a) Segment Revenue					
1 Treasury Operations	6,79,367	7,44,620	8,49,208	30,10,749	31,03,142
2 Retail Banking Operations	12,27,496	12,08,379	11,67,941	47,57,399	45,09,187
(a) Digital Banking Operations	25,347	24,454	24,451	98,242	96,355
(b) Non Digital Banking Operations	12,02,149	11,83,925	11,43,490	46,59,157	44,12,832
3 Corporate /Wholesale Banking Operations	11,74,719	10,40,756	11,70,008	44,37,858	46,02,185
4 Other Banking Operations	47,286	53,338	36,045	1,74,507	2,46,434
5 Unallocated	56,247	51,353	52,065	1,62,189	1,11,237
Total Segment Revenue	31,85,115	30,98,446	32,75,267	1,25,42,702	1,25,72,185
Less: Inter-segment Revenue	-	-	-	-	-
Income from operations	31,85,115	30,98,446	32,75,267	1,25,42,702	1,25,72,185
(b) Segment Results					
1 Treasury Operations	1,04,223	1,54,208	1,58,057	5,68,263	4,60,307
2 Retail Banking Operations	2,73,792	2,45,081	2,28,180	9,25,122	9,34,156
(a) Digital Banking Operations	15,352	16,650	18,162	67,548	73,914
(b) Non Digital Banking Operations	2,58,440	2,28,431	2,10,018	8,57,574	8,60,242
3 Corporate /Wholesale Banking Operations	2,30,422	1,84,601	1,60,257	6,73,498	7,07,851
4 Other Banking Operations	25,347	26,694	17,064	89,033	1,34,355
5 Unallocated	56,247	51,353	52,065	1,62,189	1,11,237
Total Profit/(Loss) Before Tax	6,90,031	6,61,937	6,15,623	24,18,105	23,47,906
(c) Provision for Tax	1,58,455	1,60,260	1,17,131	5,48,391	5,49,192
(d) Net Profit/(Loss) after Tax	5,31,576	5,01,677	4,98,492	18,69,714	17,98,714
(e) Segment Assets					
1 Treasury Operations	4,64,48,677	4,44,97,702	4,96,46,955	4,64,48,677	4,96,46,955
2 Retail Banking Operations	5,07,43,094	4,90,86,569	4,57,84,087	5,07,43,094	4,57,84,087
(a) Digital Banking Operations	5,18,780	4,37,136	3,22,860	5,18,780	3,22,860
(b) Non Digital Banking Operations	5,02,24,314	4,86,49,433	4,54,61,227	5,02,24,314	4,54,61,227
3 Corporate /Wholesale Banking Operations	5,68,60,622	5,21,63,288	5,15,02,676	5,68,60,622	5,15,02,676
4 Other Banking Operations	-	-	-	-	-
5 Unallocated	28,83,070	25,02,629	30,51,853	28,83,070	30,51,853
Total	15,69,35,463	14,82,50,188	14,99,85,571	15,69,35,463	14,99,85,571
(f) Segment Liabilities					
1 Treasury Operations	4,26,43,203	4,07,13,657	4,59,07,345	4,26,43,203	4,59,07,345
2 Retail Banking Operations	4,65,85,784	4,49,12,290	4,23,35,443	4,65,85,784	4,23,35,443
(a) Digital Banking Operations	4,76,277	3,99,962	2,98,540	4,76,277	2,98,540
(b) Non Digital Banking Operations	4,61,09,507	4,45,12,328	4,20,36,903	4,61,09,507	4,20,36,903
3 Corporate /Wholesale Banking Operations	5,22,02,111	4,77,27,369	4,76,23,287	5,22,02,111	4,76,23,287
4 Other Banking Operations	-	-	-	-	-
5 Unallocated	26,46,865	22,89,807	28,21,975	26,46,865	28,21,975
Total	14,40,77,963	13,56,43,123	13,86,88,050	14,40,77,963	13,86,88,050
(g) Capital Employed					
1 Treasury Operations	38,05,474	37,84,045	37,39,610	38,05,474	37,39,610
2 Retail Banking Operations	41,57,310	41,74,278	34,48,643	41,57,310	34,48,643
(a) Digital Banking Operations	42,503	37,174	24,319	42,503	24,319
(b) Non Digital Banking Operations	41,14,807	41,37,105	34,24,324	41,14,807	34,24,324
3 Corporate /Wholesale Banking Operations	46,58,510	44,35,920	38,79,390	46,58,510	38,79,390
4 Other Banking Operations	-	-	-	-	-
5 Unallocated	2,36,206	2,12,821	2,29,878	2,36,206	2,29,878
Total	1,28,57,500	1,26,07,065	1,12,97,521	1,28,57,500	1,12,97,521

1 The Bank operates in four segments viz., Treasury, Retail, Corporate / Wholesale and Other Banking Operations. These segments have been identified in line with AS-17 on segment reporting issued by the Institute of Chartered Accountants of India (ICAI) after considering the nature and risk profile of the products and services, the target customer profiles, the organizational structure and the internal reporting system of the bank. The bank has disclosed the business segment as primary segment. The revenue and other parameters of foreign branches for the period are within the threshold limits stipulated as per AS-17 and hence the bank has only one reportable segment.

2 The Bank has disclosed 'Digital Banking' as a sub-segment of the Retail Banking segment as required by RBI guidelines. Segment wise income and expenditure which are not directly allocable have been allocated to the reportable segments based on assumptions as considered appropriate by the management.

3 Segment Liabilities and Segment Capital are distributed in the ratio of their respective Segment Assets.

4 Figure of previous year/period have been regrouped/reclassified wherever necessary.






CONSOLIDATED SEGMENT REPORT FOR THE QUARTER & YEAR ENDED 31ST MARCH, 2026

(₹ in lakh)

Particulars	QUARTER ENDED			YEAR ENDED	
	31.03.2026	31.12.2025	31.03.2025	31.03.2026	31.03.2025
	(Audited)	(Unaudited)	(Audited)	(Audited)	(Audited)
(a) Segment Revenue					
1 Treasury Operations	6,79,367	7,44,620	8,49,208	30,10,749	31,03,142
2 Retail Banking Operations	12,27,496	12,08,379	11,67,941	47,57,399	45,09,187
(a) Digital Banking Operations	25,347	24,454	24,451	98,242	96,355
(b) Non Digital Banking Operations	12,02,149	11,83,925	11,43,490	46,59,157	44,12,832
3 Corporate /Wholesale Banking Operations	11,74,719	10,40,756	11,70,008	44,37,858	46,02,185
4 Other Banking Operations	47,286	53,338	36,045	1,74,507	2,46,434
5 Unallocated	1,38,585	1,53,099	1,35,882	4,59,438	3,55,274
Total Segment Revenue	32,67,453	32,00,192	33,59,084	1,28,39,951	1,28,16,222
Less Inter-segment Revenue	-	-	-	-	-
Income from operations	32,67,453	32,00,192	33,59,084	1,28,39,951	1,28,16,222
(b) Segment Results					
1 Treasury Operations	1,04,223	1,54,208	1,58,057	5,68,263	4,60,307
2 Retail Banking Operations	2,73,792	2,45,081	2,28,180	9,25,122	9,34,156
(a) Digital Banking Operations	15,352	16,650	18,162	67,548	73,914
(b) Non Digital Banking Operations	2,58,440	2,28,431	2,10,018	8,57,574	8,60,242
3 Corporate /Wholesale Banking Operations	2,30,422	1,84,601	1,60,257	6,73,498	7,07,851
4 Other Banking Operations	25,347	26,694	17,064	89,033	1,34,355
5 Unallocated	58,770	53,192	53,917	1,72,534	1,05,719
Total Profit/(Loss) Before Tax	6,92,554	6,63,776	6,17,475	24,28,450	23,42,388
(c) Provision for Tax	1,59,159	1,60,894	1,17,354	5,50,388	5,50,271
(d) Net Profit/(Loss) after Tax	5,33,395	5,02,882	5,00,121	18,78,062	17,92,117
Add: Share of Profit in Associate	16,966	4,387	1,000	64,958	10,579
(e) Consolidated Net Profit/(Loss)	5,50,361	5,07,269	5,01,121	19,43,020	18,02,696
(f) Segment Assets					
1 Treasury Operations	4,64,48,677	4,44,97,702	4,96,46,955	4,64,48,677	4,96,46,955
2 Retail Banking Operations	5,07,43,094	4,90,86,569	4,57,84,087	5,07,43,094	4,57,84,087
(a) Digital Banking Operations	5,18,780	4,37,136	3,22,860	5,18,780	3,22,860
(b) Non Digital Banking Operations	5,02,24,314	4,86,49,433	4,54,61,227	5,02,24,314	4,54,61,227
3 Corporate /Wholesale Banking Operations	5,68,60,622	5,21,63,288	5,15,02,676	5,68,60,622	5,15,02,676
4 Other Banking Operations	-	-	-	-	-
5 Unallocated	46,97,876	42,38,008	41,99,224	46,97,876	41,99,224
Total	15,87,50,269	14,99,85,567	15,11,32,942	15,87,50,269	15,11,32,942
(g) Segment Liabilities					
1 Treasury Operations	4,26,43,203	4,07,13,657	4,59,07,345	4,26,43,203	4,59,07,345
2 Retail Banking Operations	4,65,85,784	4,49,12,290	4,23,35,443	4,65,85,784	4,23,35,443
(a) Digital Banking Operations	4,76,277	3,99,962	2,98,540	4,76,277	2,98,540
(b) Non Digital Banking Operations	4,61,09,507	4,45,12,328	4,20,36,903	4,61,09,507	4,20,36,903
3 Corporate /Wholesale Banking Operations	5,22,02,111	4,77,27,369	4,76,23,287	5,22,02,111	4,76,23,287
4 Other Banking Operations	-	-	-	-	-
5 Unallocated	39,64,042	35,18,076	38,83,459	39,64,042	38,83,459
Total	14,53,95,140	13,68,71,392	13,97,49,534	14,53,95,140	13,97,49,534
(h) Capital Employed					
1 Treasury Operations	38,05,474	37,84,045	37,39,610	38,05,474	37,39,610
2 Retail Banking Operations	41,57,310	41,74,278	34,48,643	41,57,310	34,48,643
(a) Digital Banking Operations	42,503	37,174	24,319	42,503	24,319
(b) Non Digital Banking Operations	41,14,807	41,37,105	34,24,324	41,14,807	34,24,324
3 Corporate /Wholesale Banking Operations	46,58,510	44,35,920	38,79,390	46,58,510	38,79,390
4 Other Banking Operations	-	-	-	-	-
5 Unallocated	7,33,835	7,19,932	3,15,765	7,33,835	3,15,765
Total	1,33,55,129	1,31,14,175	1,13,83,408	1,33,55,129	1,13,83,408

- The Bank operates in four segments viz., Treasury, Retail, Corporate / Wholesale and Other Banking Operations. These segments have been identified in line with AS-17 on segment reporting issued by the Institute of Chartered Accountants of India (ICAI) after considering the nature and risk profile of the products and services, the target customer profiles, the organizational structure and the internal reporting system of the bank. The bank has disclosed the business segment as primary segment. The revenue and other parameters of foreign branches for the period are within the threshold limits stipulated as per AS-17 and hence the bank has only one reportable segment.
- The Bank has disclosed 'Digital Banking' as a sub-segment of the Retail Banking segment as required by RBI guidelines.
- Segment wise income and expenditure which are not directly allocable have been allocated to the reportable segments based on assumptions as considered appropriate by the management.
- Segment Liabilities and Segment Capital are distributed in the ratio of their respective Segment Assets.
- Figure of previous year/period have been regrouped/reclassified wherever necessary.



STANDALONE CASH FLOW STATEMENT FOR THE FOR THE YEAR ENDED 31st MARCH, 2026

(₹ in Lakhs)

S.No.	Particulars	Year Ended 31.03.2026	Year Ended 31.03.2025
A	CASH FLOW FROM OPERATING ACTIVITIES:		
	Net Profit Before Tax	24,18,104	23,47,907
	Adjustments for:		
	Depreciation on Fixed Assets	1,18,788	1,07,102
	Provision for Investments	(1,09,889)	(3,23,672)
	Provision for Non Performing Assets (Net)	2,33,725	7,30,849
	Provision for Standard Asset	1,98,141	5,544
	Provision for Staff Related Expenditures	-	-
	Provision for other items (Net)	(374)	34,833
	(Profit)/Loss on Sale or Disposal of Fixed Assets	(703)	(221)
	Interest on Borrowings : Capital Instruments	1,45,057	1,45,104
	Dividend received from Investments	(3,060)	(2,809)
	Transfer to/from reserves	(3,09,731)	(1,98,091)
	Sub Total	26,90,058	28,46,546
	Adjustments for:		
	Increase / (Decrease) in Deposits	34,64,452	50,71,852
	Increase / (Decrease) in Other Liabilities and Provisions	8,55,714	5,62,162
	(Increase) / Decrease in Investments	25,24,406	(13,24,114)
	(Increase) / Decrease in Advances	(1,02,10,140)	(90,04,574)
	(Increase) / Decrease in Other Assets	(32,34,929)	(1,37,470)
	Direct taxes paid (Net of Refund)	(32,205)	(70,570)
	NET CASH FLOW FROM OPERATING ACTIVITIES (A)	(39,42,644)	(20,56,168)
B	CASH FLOW FROM INVESTING ACTIVITIES :		
	Purchase of Fixed Assets	(3,18,655)	(1,64,150)
	Proceeds from Sale/Adjustment of Fixed asset	17,960	1,358
	(Increase)/Decrease in Investment in Subsidiary	-	-
	Dividend received from Investment	3,060	2,809
	NET CASH FLOW FROM INVESTING ACTIVITIES (B)	(2,97,635)	(1,59,983)
C	CASH FLOW FROM FINANCING ACTIVITIES :		
	Proceeds from issue of Equity Share Capital Including Share Premium (Net)	-	-
	Proceeds from issue of Capital Instruments	3,00,000	-
	Repayments of Capital Instruments	(2,70,500)	-
	(Decrease)/Increase Borrowings other than Capital Instruments	12,05,075	37,89,604
	Interest Paid on Borrowings : Capital Instruments	(1,45,057)	(1,45,104)
	Dividend paid during the year	(3,62,596)	(2,74,810)
	NET CASH FLOW FROM FINANCING ACTIVITIES (C)	7,26,922	33,69,690




Net Increase (Decrease) in Cash & Cash Equivalent (A)+(B)+(C)	(35,13,357)	11,53,539
Cash and Cash Equivalents as at the beginning of the year	1,30,83,826	1,19,30,287
Net cash and cash equivalents at the end of the Year	95,70,469	1,30,83,826


Components of Cash and Cash equivalents


D CASH AND CASH EQUIVALENTS AT THE BEGINNING OF THE YEAR		
Cash and Balances with RBI (including FC notes)	89,50,348	52,89,750
Balances with Banks and Money at call and short notice	41,33,478	66,40,537
Net cash and cash equivalents at the beginning of the year	1,30,83,826	1,19,30,287
E CASH AND CASH EQUIVALENTS AT THE END OF THE YEAR		
Cash and Balance with RBI (including FC notes)	66,47,282	89,50,348
Balances with Banks and Money at call and short notice	29,23,187	41,33,478
Net cash and cash equivalents at the end of the Year	95,70,469	1,30,83,826

The above Cash Flow Statement has been prepared under the Indirect method as set out in the Accounting standard - 3 on Cash Flow Statement issued by The Institute of Chartered Accountants of India.

Previous Year figures have been regrouped/recasted wherever considered necessary to correspond with the Year ended classification/ presentation.


(Munish Kumar Chopra)
Dy.General Manager


(P Krishnan)
General Manager


(Dhirendra Jain)
Chief Financial Officer

For and on behalf of the Board of Directors



(Amresh Prasad)
Executive Director


(Sanjay Rudra)
Executive Director


(Ramasubramanian S)
Executive Director


(Nitesh Rangari)
Executive Director




(Asheesh Pandey)
Managing Director & CEO

(Rohan Chand Thakur)
Director

(Prakash Baliarsingh)
Director

(Priti Jay Rao)
Director

(Prakash Chandra Kandpal)
Director


As per our report of even date


For P Chandrasekar LLP
Chartered Accountants
FRN 000580S/S200066


For Chhajed & Doshi
Chartered Accountants
FRN 101794W

For G S Mathur & Co
Chartered Accountants
FRN 008744N

For V K Ladha & Associates
Chartered Accountants
FRN 002301C


CA P Chandrasekaran
Partner


CA Nitesh Jain
Partner


CA Rajiv Kumar Wadhawan
Partner


CA Ashok Kumar Dangaich
Partner

Membership No. 026037
UDIN: 26026037 RA0LDD5810

Membership No. 136169
UDIN: 26136169 MPJHL26007

Membership No. 091007
UDIN: 26091007 WOPYCA4681

Membership No. 071501
UDIN: 26071378LXAMPJ8987

Place : Mumbai
Dated: 23rd April 2026



CONSOLIDATED CASH FLOW STATEMENT FOR THE YEAR ENDED 31st MARCH, 2026

(₹ in Lakhs)

S.No.	Particulars	Year Ended 31.03.2026	Year Ended 31.03.2025
A	CASH FLOW FROM OPERATING ACTIVITIES:		
	Net Profit Before Tax	24,28,450	23,42,387
	Adjustments for:		
	Depreciation on Fixed Assets	1,20,387	1,08,388
	Provision for Investments	(1,04,554)	(3,37,474)
	Provision for Non Performing Assets (Net)	2,32,737	7,30,849
	Provision for Standard Asset	1,98,094	5,544
	Provision for other items (Net)	(364)	51,522
	(Profit)/Loss on Sale or Disposal of Fixed Assets	(703)	(221)
	Interest on Borrowings : Capital Instruments	1,45,057	1,45,104
	Share of Profit in Associate	64,958	10,579
	Transfer to/from reserve	28,701	(1,79,054)
	Sub Total	31,12,763	28,77,624
	Adjustments for:		
	Increase / (Decrease) in Deposits	34,96,995	50,19,538
	Increase / (Decrease) in Other Liabilities and Provisions	10,32,932	7,06,100
	(Increase) / Decrease in Investments	23,36,856	(14,33,191)
	(Increase) / Decrease in Advances	(1,02,78,621)	(89,95,743)
	(Increase) / Decrease in Other Assets	(32,48,555)	(1,42,463)
	Direct taxes paid (Net of Refund)	(32,205)	(70,570)
	NET CASH FLOW FROM OPERATING ACTIVITIES (A)	(35,79,835)	(20,38,705)
B	CASH FLOW FROM INVESTING ACTIVITIES :		
	Purchase of Fixed Assets	(3,22,378)	(1,66,759)
	Proceeds from Sale/Adjustment of Fixed asset	19,126	2,165
	(Increase)/ Decrease in Investment in Subsidiary/Associates	(4,04,273)	(24,383)
	NET CASH FLOW FROM INVESTING ACTIVITIES (B)	(7,07,525)	(1,88,977)
C	CASH FLOW FROM FINANCING ACTIVITIES :		
	Proceeds from Issue of Preference Share Capital Issued by Subsidiary Company Including Share Premium (Net)	-	-
	Proceeds from issue of Equity Share Capital Including Share Premium (Net)	-	-
	Proceeds from issue of Capital Instruments	3,00,000	-
	Repayments of Capital Instruments	(2,70,500)	-
	(Decrease)/Increase Borrowings other than Capital Instruments	12,51,045	38,01,815
	Interest Paid on Borrowings : Capital Instruments	(1,45,057)	(1,45,104)
	Dividend paid during the year	(3,62,596)	(2,74,810)
	NET CASH FLOW FROM FINANCING ACTIVITIES (C)	7,72,892	33,81,901
	Net Increase (Decrease) in Cash & Cash Equivalent (A)+(B)+(C)	(35,14,468)	11,54,219




Cash and Cash Equivalents as at the beginning of the year	1,31,18,803	1,19,64,584
Net cash and cash equivalents at the end of the Year	96,04,335	1,31,18,803


Components of Cash and Cash equivalents


D	CASH AND CASH EQUIVALENTS AT THE BEGINNING OF THE YEAR		
	Cash and Balances with RBI (including FC notes)	89,50,850	52,90,154
	Balances with Banks and Money at call and short notice	41,67,953	66,74,430
	Net cash and cash equivalents at the beginning of the year	1,31,18,803	1,19,64,584
E	CASH AND CASH EQUIVALENTS AT THE END OF THE YEAR		
	Cash and Balance with RBI (including FC notes)	66,47,663	89,50,850
	Balances with Banks and Money at call and short notice	29,56,672	41,67,953
	Net cash and cash equivalents at the end of the Year	96,04,335	1,31,18,803

The above Cash Flow Statement has been prepared under the Indirect method as set out in the Accounting standard - 3 on Cash Flow Statement issued by The Institute of Chartered Accountants of India.


Previous Year figures have been regrouped/recasted wherever considered necessary to correspond with the Year ended classification/ presentation.


(Munish Kumar Chopra)
Dy.General Manager


(P Krishnan)
General Manager


(Dhirendra Jain)
Chief Financial Officer

For and on behalf of the Board of Directors



(Amresh Prasad)
Executive Director


(Sanjay Rudra)
Executive Director


(Ramasubramanian S)
Executive Director


(Nitesh Ranjan)
Executive Director




(Asheesh Pandey)
Managing Director & CEO

(Rohan Chand Thakur)
Director

(Prakash Baliarsingh)
Director

(Priti Jay Rao)
Director

(Prakash Chandra Kandpal)
Director

As per our report of even date

For P Chandrasekar LLP
Chartered Accountants
FRN 0005805/S200066

For Chhajer & Doshi
Chartered Accountants
FRN 101794W

For G S Mathur & Co
Chartered Accountants
FRN 008744N

For V K Ladha & Associates
Chartered Accountants
FRN 002301C



CA P Chandrasekar
Partner
Membership No. 026037



CA Nitesh Jain
Partner
Membership No. 136169



CA Rajiv Kumar Wadhawan
Partner
Membership No. 091007



CA Ashok Kumar Dangaich
Partner
Membership No. 071501

UDIN: 26026037-FVTEV4383
Place : Mumbai

UDIN: 26136169-DVJERS56 UDIN: 26091007-LIARUP938L UDIN: 26071378-DUMFYPS401

Dated: 23rd April 2026



Notes forming part of Audited Standalone and Consolidated Financial Results for the Quarter and Year ended March 31, 2026

1. The above financial results of the Bank for the quarter and year ended March 31, 2026 have been reviewed and recommended by Audit Committee of the Board and approved by the Board of Directors in their respective meetings held on April 23, 2026. The same has been subjected to audit by the Statutory Central Auditors of the Bank as per the Securities and Exchange Board of India (SEBI) (Listing Obligations & Disclosure Requirements) Regulation, 2015 as amended.
2. The financial results for the quarter and year ended March 31, 2026 have been arrived at after considering extant guidelines of Reserve Bank of India on Prudential Norms of Income Recognition, Asset Classification and provisioning pertaining to advances, Depreciation of fixed assets, Revaluation/Depreciation on investments and all other necessary provisions including Employee Benefits, Unhedged Foreign Currency Exposures, Direct Taxes (including deferred taxes) as prescribed under relevant Accounting Standards and RBI guidelines.
3. The bank has applied its accounting policies in preparation of these financial results that are consistent with those followed for preparation of the annual financial statements for the year ended March 31, 2025.
4. In terms of RBI circular, Banks are required to make Pillar 3 disclosures including Leverage Ratio, Liquidity Coverage Ratio & Net Stable Funding Ratio under Basel III capital regulations. These details are made available on Bank's website with link: <https://www.unionbankofindia.bank.in/en/common/regulatory-disclosures>.
5. The consolidated financial results have been prepared in accordance with the Accounting Standard - 21 "Consolidated Financial Statements", Accounting Standard- 23 "Accounting for Investment in Associates in Consolidated Financial Statements", and Accounting Standard - 27 "Financial Reporting of Interest in Joint Venture" issued by the Institute of Chartered Accountants of India and the guidelines issued by the Reserve Bank of India.
6. The Consolidated Financial Statements (CFS) of group companies comprises the results of Union Bank of India and the entities as detailed hereunder:

Type of Association	Name of Entity	Proportion of Ownership of Bank
Subsidiaries	Union Asset Management Company Pvt. Ltd.	100%
	Union Trustee Company Pvt. Ltd.	
	Union Bank of India (UK) Ltd.	
	Andhra Bank Financial Services Ltd.	
	UBI Services Ltd.	
Jointly Controlled Entity	Star Union Dai-ichi Life Insurance Company Ltd.	25.10%
	ASREC (India) Ltd.	26.02%
	India International Bank (Malaysia) Berhad*	25.00%
Associate	Andhra Pradesh Grameena Bank	35.00%

* Up to November 6, 2025

7. Bank was having an investment of ₹143.28 crore in India International Bank Malaysia Berhad (IIBM), incorporated in Kuala Lumpur, Malaysia as a Joint Venture among three Indian Public Sector Banks including Union Bank of India (UBI).

Bank accounted a loss of ₹4.50 crore at the time of implementation of directions of RBI circular regarding "Classification, Valuation and Operation of Investment portfolio of Commercial Banks (Directions), 2023", in General Reserve on transition date i.e., 01.01.2024, and investment value of IIBM was reduced to ₹138.78 crore at fair value.

Subsequently, all the shareholders decided to exit from the operations of IIBM. Accordingly, the Exit Plan was approved by the Board of UBI and IIBM. Following surrender of banking license of IIBM and completion of regulatory formalities, a Liquidator was appointed with effect from November 6, 2025. Under the liquidation process, bank has received ₹133.63 crore towards bank's share and the net loss amounting to ₹5.15 crore has been accounted by the bank during the year.



8. With respect to Andhra Pradesh Grameena Bank:

- a) The Central Government, vide Gazette Notification No. CG-DL-E-07042025-262329 dated 07.04.2025, notified the amalgamation of the erstwhile Regional Rural Banks— Chaitanya Godavari Grameena Bank, Andhra Pragathi Grameena Bank, Saptagiri Grameena Bank, and Andhra Pradesh Grameena Vikas Bank (operating in the state of Andhra Pradesh) – into a single Regional Rural Bank, as part of Phase IV of the RRB amalgamation process.
 - b) The newly formed entity is known as Andhra Pradesh Grameena Bank, under the sponsorship of Union Bank of India. The amalgamation came into effect from May 01, 2025.
 - c) The Reserve Bank of India, vide its letter no. RBI/2024-25/127 DOR.ACC.REC No. 67/21.04.018/2024-25 dated 20.03.2025, permitted RRBs specifically to amortize the additional pension liability over a period not exceeding five years, beginning with the financial year 2024-25, subject to a minimum of 20% of the total pension liability being expensed every year.
 - d) Among the four erstwhile RRBs, only Andhra Pradesh Grameena Vikas Bank (APGVB) had opted for this provision of amortization of additional pension liability. Accordingly, an amount of ₹16.69 crore which is 20% of the additional pension liability of e-APGVB, was charged to the Profit and Loss Account for the year ended March 31, 2025. The remaining unamortized expenses of ₹ 66.76 crore has been fully charged to profit & loss account for the year ended March 31, 2026.
 - e) On account of amalgamation of the erstwhile Regional Rural Banks— Chaitanya Godavari Grameena Bank, Andhra Pragathi Grameena Bank, Saptagiri Grameena Bank, and Andhra Pradesh Grameena Vikas Bank (operating in the state of Andhra Pradesh)- into a single Regional Rural Bank, the carrying amount of bank investment in associate amounting to ₹541.57 crore has been adjusted in opening reserves and surplus of the Consolidated Financial Results as per AS-23 "Accounting for investment in Associates".
9. During the year ended March 31, 2026, the bank has reclassified its deposits at Dubai branch into borrowing from the bank to comply with the terms of agreement between DIFC UBI and other Banks, accordingly an amount of ₹31,996 crore (in June 2025) has been reclassified from deposits from banks to Borrowing from the bank with consequent reclassification of interest expenditure of deposit to interest paid on Interbank borrowings. Previous year figures have been regrouped and rearranged accordingly.
10. During the year ended March 31, 2026, the Bank has raised ₹ 3,000 crore of Infra Bonds. Further, the Bank has exercised call option for redemption of ₹2,705 crore Basel III compliant bonds (Tier-I bonds of ₹1,705 crore and Tier-II bonds of ₹1,000 crore).
11. During the year ended March 31, 2026, the Bank has reported 290 fraud cases involving amount of ₹2,274.46 crore with outstanding balance of ₹2,004.04 crore, which is fully provided.
12. Based on the available financial statements and declarations from borrowers, the bank has estimated the liability towards unhedged foreign currency exposure to their constituents in terms of Reserve Bank of India (Commercial Banks - Credit Risk Management) Directions, 2025 dated November 28, 2025, and holds provision of ₹62.15 crore as on March 31, 2026.
13. As per RBI circular No. DBR No. BP. 15199/21.04.048/2016-17 and DBR No. BP. 1906/21.04.048/2016-17 dated June 23, 2017, and August 28, 2017 respectively, for the accounts covered under the provisions of the Insolvency and Bankruptcy Code (IBC), the Bank has made a total provision of ₹7,821.17 crore covering 100% of the total outstanding as on March 31, 2026.
14. In terms of RBI Circular No. DBR.BP.BC.18/21.04.048/2018-19 dated 1st January, 2019, DOR.No. BP.BC.34/21.04.048/2019-20 dated February 11, 2020, DOR.No.BP.BC/4/21.04.048/2020-21 dated August 6, 2020 and DOR.STR.REC.12/21.04.048/2021-22 dated May 5, 2021 on



“Restructuring of Advances - Micro, Small & Medium Enterprises (MSME) Sector (One Time Restructuring)”, the Bank has restructured the MSME borrower accounts as under:

(₹ in crore)

No of Borrower Accounts restructured	Amount
60,705	1,405.76

15. Details of resolution plan implemented under Resolution framework for Covid 19 related stress as per RBI circular dated August 6, 2020 (Resolution Framework 1.0) and May 5, 2021 (Resolution Framework 2.0) as at March 31, 2026 are given below: (₹ in crore)

Type of borrower	Exposure to accounts classified as standard consequent to implementation of resolution plan- position as at 30.09.2025 (A)	of (A) aggregate debt that slipped into NPA during the half-year (B)	Of (A), Amount written off during the half year (C)	Of (A) amount paid by the borrower during the half year# (D)	Exposure to accounts classified as standard consequent to implementation of resolution plan- position as at 31.03.2026 (E)
Personal Loans	2,991.92	26.26	-	160.79	2,804.87
Corporate persons*	176.18	0.00	-	27.15	149.03
Of which, MSMEs	49.50	0.00	-	7.76	41.74
Others	31.77	7.38	-	2.07	22.32
Total	3,199.87	33.64	-	190.01	2,976.22

* As defined in Section 3(7) of the Insolvency and Bankruptcy Code, 2016

* Includes Investment exposure

#Includes net change in exposure in the existing accounts, accounts closed and accounts which are out of restructuring during the period.

16. In terms of RBI Circular DBR.No.BP.BC.45/21.04.048/2018-19 dated June 7, 2019 on Prudential Framework for Resolution of Stressed Assets, the bank is holding provision as on March 31, 2026 in 8 accounts as detailed below:

(₹ in crore)

Amount of loans impacted by RBI circular (A)	Amount of loans to be classified as NPA (B)	Amount of loans as on 31.03.2026 out of (B) classified as NPA (C)	Provisions required for loans covered under RBI circular out of (A) (D)	Provision held on 31.03.2026 (E)
8,497.43	3,737.86	3,737.86	2,850.21	2,850.21

17. In terms of RBI circular RBI/2025-26/59 DOR.STR.REC.34/21.04.048/2025-26 June 19, 2025, on Project Finance, the details of resolution plan implemented are as under:

Sl. No	Item Description	Number of accounts	Total outstanding (in ₹ crore)
1	Projects under implementation accounts at the beginning of the quarter.	410	27,975.96
2	Projects under implementation accounts sanctioned during the quarter.	332	2,514.74
3	Projects under implementation accounts where DCCO has been achieved during the quarter	52	2,533.14
4	Projects under implementation accounts at the end of the quarter. (1+2-3)	690	31,359.66



- c. Details of loans acquired through assignment/novation/participation are given below:

Particulars	₹ in crore
Aggregate Amount of Loans acquired	2,133.63
Weighted average residual maturity (in months)	147.91
Weighted average holding period by originator (in months)	13.79
Retention of beneficial economic interest by the originator	10%
Tangible Security Coverage	210.10%

The loans acquired are not rated as these are to Non-corporate Borrowers.

- d. Details of Non-Performing Assets transferred during the year ended March 31, 2026 are given below:

Particulars	(₹ in crore)		
	To ARC/NARCL	To permitted transferees**	To other transferees
No. of accounts	10 *	5	NIL
Aggregate principal outstanding of loans transferred	969.82	533.86	
Weighted average residual tenor of the loans transferred (months)	-	-	
Net book value of loans transferred (at the time of transfer)	-	-	
Aggregate sale consideration	359.47	171.28	
w/w Cash component	178.58	171.28	
w/w SR component	180.89	-	
Additional consideration realized in respect of accounts transferred in earlier years	301.61@	-	

The bank has not acquired any Stressed Loans during the period 01.04.2025 to 31.03.2026.

*Out of total 10 accounts, 6 accounts transferred to ARCs with sale consideration of ₹146.66 crore and 4 accounts transferred to NARCL with aggregate sale consideration of ₹212.81 crore.

**Permitted transferees refers to NBFCs.

@Cumulative for the period from April 1, 2025 to March 31, 2026.


- e. Distribution of the Security Receipts (SRs) held across the various categories of Recovery Ratings assigned to such SRs by the credit rating agencies as on March 31, 2026 are as under:

1. Security Receipts guaranteed by Government of India:

Recovery Rating Band	Face Value	Book Value	Market Value	(₹ in crore)
				Provision
RR1+	0.02	-	0.02	-
RR1	697.53	66.77	805.66	-
RR2	-	-	-	-
RR3	-	-	-	-
RR4	-	-	-	-
RR5	-	-	-	-
Unrated	108.70	108.70	108.70	-
Total	806.25	175.47	914.38	-

2. Security Receipts not guaranteed by Government of India:

Recovery Rating Band	Face Value	Book Value	Market Value	(₹ in crore)
				Provision
RR1+	0.95	-	-	-
RR1	-	-	-	-
RR2	-	-	-	-
RR3	26.94	-	-	-
RR4	-	-	-	-



Recovery Rating Band	Face Value	Book Value	Market Value	Provision
RR5	69.53	56.55	-	56.55
Unrated	1,454.14	810.36	-	810.36
Total	1,551.56	866.91	-	866.91

As per RBI guidelines, post 8 years, rating is not applicable.

Further, four new Security Receipt has been added in the SR portfolio during the period April 01, 2025 to March 31, 2026.

20. During the year ended March 31, 2026, the Bank has done following PSLC transactions in e-Kuber portal of RBI: (₹ in crore)

PSLC Category	Amount sold	Amount purchased	Commission earned	Commission paid*
PSLC-SFMF	10,000.00	NIL	133.87	NIL
PSLC - General	NIL	5,000.00	NIL	0.50
Total	10,000.00	5,000.00	133.87	0.50

* Excluding of GST

21. Provision coverage ratio of the Bank as at March 31, 2026 is 95.03% (as at March 31, 2025: 94.61%).
22. Other income includes income/commission from non-fund based banking activities, Penal charges, fees, earning from foreign exchange, profit/loss on sale of assets, profit/loss (including revaluation) from investments, dividend from subsidiaries, recovery in written off accounts, income on sale of PSLC, processing charges for advances, etc.

In terms of Reserve Bank of India (Commercial Banks- Financial Statements: Presentations and Disclosures) Directions, 2025 dated November 28, 2025, the following is details of items exceed 1% of the total income for the year ended March 31, 2026, included under the head miscellaneous income:

Particulars	₹ in Crore	% of Total Income
Income on Income tax refund	1,622	1.29
Processing Charges for Advances	1,753	1.40
Recovery in Write-Off	3,997	3.19

23. During the year ended March 31, 2026, penalty of ₹1.96 crore has been imposed on bank (₹ 0.37 crore by FIU-IND, MoF which was paid on April 21, 2025 & ₹ 0.64 crore and ₹ 0.95 crore by RBI which was paid on June 2, 2025 and April 4, 2026 respectively).
24. During the Q4 FY 2025-26, the bank has proactively strengthened standard assets provisioning coverage and has made a one-time provision of ₹700 crore.
25. The status of Investor's Complaint for the year ended March 31, 2026, is as under:

Complaints unresolved at the beginning of the FY 2025-26	Received during the year	Disposed-off during the year	Remaining unresolved at the end of the FY 2025-26
0	22	22	0

The Board of Directors has recommended a dividend of ₹ 5.00 per equity share with face value of ₹ 10 (50.00%) for the year ended on March 31, 2026 subject to the requisite approvals.



27. Summarized Balance Sheet is as under

(₹ in Lakh)

PARTICULARS	Standalone			Consolidated		
	31.03.2026 (Audited)	31.12.2025 (Unaudited)	31.03.2025 (Audited)	31.03.2026 (Audited)	31.12.2025 (Unaudited)	31.03.2025 (Audited)
CAPITAL AND LIABILITIES						
Capital	7,63,361	7,63,361	7,63,361	7,63,361	7,63,361	7,63,361
Preference share capital issued by subsidiary company	---	---	---	10,400	10,400	10,400
Reserves and Surplus	1,20,94,139	1,18,43,704	1,05,34,160	1,25,81,368	1,23,40,414	1,06,09,647
Deposits	13,06,89,141	12,22,85,588	12,72,24,690	13,09,75,869	12,25,23,235	12,74,78,875
Borrowings	77,19,017	78,44,073	64,84,441	77,79,787	79,09,696	64,99,241
Other Liabilities and Provisions	56,69,805	55,13,462	49,78,919	66,39,484	64,38,461	57,71,418
Total	15,69,35,463	14,82,50,188	14,99,85,571	15,87,50,269	14,99,85,567	15,11,32,942
ASSETS						
Cash and Balances with Reserve Bank of India	66,47,282	43,23,698	89,50,348	66,47,663	43,23,714	89,50,850
Balances with Banks and Money at Call and Short Notice	29,23,187	36,08,522	41,33,478	29,56,672	36,73,212	41,67,953
Investments	3,30,23,622	3,31,22,637	3,54,38,140	3,43,62,305	3,44,03,815	3,61,90,336
Advances	10,53,27,749	9,90,86,502	9,53,51,334	10,57,18,752	9,94,29,160	9,56,72,868
Fixed Assets	11,60,798	9,84,926	9,78,188	11,65,981	9,89,922	9,82,409
Other Assets	78,52,825	71,23,903	51,34,083	78,98,896	71,65,744	51,68,526
Total	15,69,35,463	14,82,50,188	14,99,85,571	15,87,50,269	14,99,85,567	15,11,32,942

28. The figures for the last quarter are the balancing figures between the audited figures in respect of the full financial year and the published year to date figures up to the third quarter of the financial year.


29. Figures of previous period have been rearranged/reclassified/regrouped wherever necessary.


(Amresh Prasad)
Executive Director


(Sanjay Rudra)
Executive Director


(Ramasubramanian S)
Executive Director


(Nitesh Ranjan)
Executive Director


(Asheesh Pandey)
Managing Director & CEO

Place: Mumbai
Date: April 23, 2026



M/s P Chandrasekar LLP
Chartered Accountants
S-512-514, Manipal Centre,
No. 47, Dikenson Road,
Bengaluru-560042

M/s V K Ladha & Associates
Chartered Accountants
1st Floor,36, Draavid Marg,
Kshirsagar Colony,
Ujjain - 456006

M/s Chhajed & Doshi
Chartered Accountants
101, Hubtown Solaris,
N S Phadke Marg, Andheri(E)
Mumbai-400069

M/s G S Mathur & Co.
Chartered Accountants
A-160, Ground Floor,
Defence Colony,
New Delhi-110024

Independent Auditors' Report on Standalone Quarterly and Year to Date Financial Results of Union Bank of India pursuant to the Regulation 33 and 52 read with regulation 63(2) of the SEBI (Listing Obligations & Disclosure Requirements) Regulations, 2015 (as amended).

To
The Board of Directors
Union Bank of India,
Mumbai

Report on the Audit of the Standalone Financial Results

Opinion

1. We have audited the accompanying Statement of Standalone Financial Results of **Union Bank of India** (the "Bank") for the quarter and year ended March 31, 2026 attached herewith (hereinafter referred to as the "Statement"), being submitted by the Bank pursuant to the requirement of Regulation 33 and 52 of the SEBI (Listing Obligations and Disclosure Requirements) Regulations, 2015, as amended ("the Listing Regulations") except for the disclosures relating to Pillar 3 as at March 31, 2026, including leverage ratio, liquidity coverage ratio and net stable funding ratio under Basel III Capital Regulations as have been disclosed on the Bank's website and in respect of which a link has been provided in the aforesaid financial results and have not been audited by us.

The Statement includes returns for the year ended on that date of:

- i) The Head Office, 20 Domestic Branches and 1 Treasury Branch audited by us;
- ii) 2298 Domestic Branches and offices audited by respective statutory branch auditors;
- iii) 02 Foreign Branches audited by local auditors respectively, specially appointed for the purpose;

The Branches audited by us and those audited by other auditors have been selected by the Bank in accordance with the guidelines issued to the Bank by the Reserve Bank of India. Also incorporated in the Balance Sheet, the Profit and Loss Account and Cash Flow Statement are the returns from 6904 Domestic Branches (including other accounting units) which have not been subjected to audit. These unaudited branches account for 29.52 % of advances, 53.50 % of deposits, 23.56% of interest income and 48.24% of interest expenses.

2. In our opinion and to the best of our information and according to the explanations given to us, the statement:
 - a) is presented in accordance with the requirements of the Listing Regulations in this regard except for the disclosures relating to Pillar 3 disclosure as at March 31, 2026 under Basel III Capital Regulations as have been disclosed on the Bank's Website and in respect of which a link has been provided in the Standalone Financial Results and have not been audited by us; and
 - b) gives a true and fair view in conformity with the recognition and measurements principles laid down in the applicable accounting standards, the relevant provisions of the Banking Regulation Act, 1949, circulars, directions and guidelines issued by the Reserve Bank of India ("RBI") from time to



time ("the RBI guidelines") and other accounting principles generally accepted in India of the net profit and other financial information for the quarter and year ended March 31, 2026.

Basis of Opinion

3. We conducted our audit in accordance with the Standards on Auditing ("SAs") issued by the Institute of Chartered Accountants of India ("the ICAI"). Our responsibilities under those Standards are further described in the Auditors' Responsibilities for the Audit of the Standalone Financial Results section of our report. We are independent of the Bank in accordance with the Code of Ethics issued by the Institute of Chartered Accountants of India together with the ethical requirements that are relevant to our audit of the Standalone Financial Results, and we have fulfilled our ethical responsibilities in accordance with these requirements and the Code of Ethics. We believe that the audit evidence obtained by us is sufficient and appropriate to provide a basis for our audit opinion.

Board of Directors Responsibility for the Standalone Financial Results

4. The Statement has been compiled from the audited Annual Standalone Financial Statements approved by the Board of Directors. The Bank's Board of Directors are responsible for the preparation of the Statement that give a true and fair view of the net profit and other financial information in accordance with the recognition and measurement principles laid down in the applicable Accounting Standards issued by ICAI, the relevant provisions of the Banking Regulation Act, 1949, RBI Guidelines and other accounting principles generally accepted in India and in compliance with the Listing Regulations. This responsibility also includes maintenance of adequate accounting records in accordance with provisions of the Banking Regulation Act, 1949 for safeguarding the assets of the Bank and for preventing and detecting frauds and other irregularities; selection and application of appropriate accounting policies; making judgements and estimates that are reasonable and prudent; and design, implementation and maintenance of adequate internal financial controls that were operating effectively for ensuring the accuracy and completeness of the accounting records, relevant to the preparation and presentation of the Standalone Financial Results that give a true and fair view and are free from material misstatement, whether due to fraud or error which have been used for the purpose of preparation of the statement by the Board of Directors of the Bank as aforesaid.

In preparing the Standalone Financial Results, Board of Directors are responsible for assessing the Bank's ability to continue as a going concern, disclosing, as applicable, matters related to going concern and using the going concern basis of accounting unless Board of Directors either intends to liquidate the Bank or to cease operations, or has no realistic alternative but to do so.

The Board of Directors are also responsible for overseeing the Bank's financial reporting process.

Auditor's Responsibilities for the Audit of the Standalone Financial Results

5. Our objectives are to obtain reasonable assurance about whether the standalone financial results as a whole are free from material misstatement whether due to fraud or error and to issue an auditor's report that includes our opinion. Reasonable assurance is a high level of assurance but is not a guarantee that an audit conducted in accordance with SAs will always detect a material misstatement when it exists.

Misstatements can arise from fraud or error and are considered material if, individually or in the aggregate, they could reasonably be expected to influence the economic decisions of users taken on the basis of these standalone financial results.



As part of an audit in accordance with SAs, we exercise professional judgment and maintain professional scepticism throughout the audit. We also:

- Identify and assess the risks of material misstatement of the standalone financial results, whether due to fraud or error, design and perform audit procedures responsive to those risks, and obtain audit evidence that is sufficient and appropriate to provide a basis for our opinion. The risk of not detecting a material misstatement resulting from fraud is higher than for one resulting from error, as fraud may involve collusion, forgery, intentional omissions, misrepresentations, or the override of internal control.
- Obtain an understanding of internal control relevant to the audit in order to design audit procedures that are appropriate in the circumstances. As required by the Reserve Bank of India letter DOS.ARG.No.6270/08.97.00L/2019-20 dated March 17, 2020 (as amended), we are also responsible for expressing our opinion on whether the Bank has adequate internal financial controls with reference to the standalone financial statements in place and the operating effectiveness of such controls.
- Evaluate the appropriateness of accounting policies used and the reasonableness of accounting estimates and related disclosures made by the Board of Directors.
- Conclude on the appropriateness of the Board of Director's use of the going concern basis of accounting and, based on the audit evidence obtained, whether a material uncertainty exists related to events or conditions that may cast significant doubt on the Bank's ability to continue as a going concern. If we conclude that a material uncertainty exists, we are required to draw attention in our auditor's report to the related disclosures in the Standalone Financial Results or, if such disclosures are inadequate, to modify our opinion. Our conclusions are based on the audit evidence obtained up to the date of our auditors' report. However, future events or conditions may cause the Bank to cease to continue as a going concern.
- Evaluate the overall presentation, structure and content of the standalone financial results, including the disclosures, and whether the standalone financial results represent the underlying transactions and events in a manner that achieves fair presentation.

We communicate with those charged with governance regarding, among other matters, the planned scope and timing of the audit and significant audit findings, including any significant deficiencies in internal controls that we identify during our audit.

We also provide those charged with governance with a statement that we have complied with relevant ethical requirements regarding independence and to communicate with them all relationships and other matters that may reasonably be thought to bear on our independence, and where applicable, related safeguards.



Other Matters

6. The standalone financial results include the standalone financial results for the quarter ended March 31, 2026 being the balancing figure between the audited figures in respect of the year ended March 31, 2026 and the published unaudited year to date figures up to the third quarter of the current financial year which were subject to limited review by us as required by the Listing Regulations.

Our opinion on the statement is not modified in respect of the above matter.

We did not audit the financial statements / information of 2300 branches and Offices including 02 foreign branches included in Standalone Financial Results of the Bank whose financial statements/ financial information cover 32.03% of advances and 38.60% of Non-performing assets as on March 31, 2026 and 25.20% of revenue for the period April 1, 2025 to March 31, 2026. The financial statements/ information of these branches has been audited by the branch auditors whose reports have been furnished to us and in our opinion in so far as it relates to the amounts and disclosures included in respect of branches, are based solely on the report of such branch auditors.

7. In conduct of our audit, we have taken note of the unaudited financial statement/ financial information in respect of 6904 domestic branches and offices certified by the respective branch's management. These unaudited branches cover 29.52 % of advances, 53.50 % of deposits and 41.83% of non-performing assets as on 31st March 2026 and 22.67% of revenue for the year ended March 31, 2026.

Our opinion is not modified in respect of the above matter.

For P Chandrasekar LLP
Chartered Accountants
FRN 000580S/S200066



CA P. Chandrasekaran
Partner
Membership No. 026037
UDIN: 26026037RADLDS810

For V K Ladha & Associates
Chartered Accountants
FRN 002301C



CA Ashok Kumar Dangaich
Partner
Membership No. 071378
UDIN: 26071378LXAMPD8987

For Chhajed & Doshi
Chartered Accountants
FRN 101794W



CA Nitesh Jain
Partner
Membership No. 136169
UDIN: 26136169MPJHL26007

For G S Mathur & Co
Chartered Accountants
FRN 008744N



CA Rajiv Kumar Wadhawan
Partner
Membership No. 091007
UDIN: 26091007GOPYCA4681

Date: 23rd April 2026

Place: Mumbai



- Evaluate the overall presentation, structure and content of the consolidated financial results, including the disclosures, and whether the consolidated financial results represent the underlying transactions and events in a manner that achieves fair presentation.
- Obtain sufficient appropriate audit evidence regarding the financial results/financial information of the entities within the Group and its associate and joint ventures to express an opinion on the Consolidated Financial Results. We are responsible for the direction, supervision and performance of the audit of financial information of such entities included in the consolidated financial results of which we are independent auditors. For the other entities included in the consolidated financial results, which have been audited by other auditors, such other auditors remain responsible for the direction, supervision and performance of the audits carried out by them. We remain solely responsible for our audit opinion.

We communicate with those charged with governance of the bank and such other entities included in the consolidated financial results of which we are the independent auditors regarding, among other matters, the planned scope and timing of the audit and significant audit findings, including any significant deficiencies in internal controls that we identify during our audit.

We also provide those charged with governance with a statement that we have complied with relevant ethical requirements regarding independence, and to communicate with them all relationships and other matters that may reasonably be thought to bear on our independence, and where applicable, related safeguards.

We also performed procedures in accordance with the Circular No. CIR/CFD/CMD1/44/2019 date March 29, 2019 issued by the Securities Exchange Board of India under Regulation 33(8) of the Listing Regulations, as amended, to the extent applicable.

Other Matters

6. The consolidated Financial Results include the audited financial result of 3 subsidiaries and 1 joint ventures whose financial statements/financial results/financial information reflect Group's share of total assets of ₹ 5,69,921.90 (in Lakhs) as at March 31, 2026 and total revenues of ₹ 38,728.74 (in Lakhs) for the year ended on that date and Net Profit after tax amounting to ₹ 3,701.90 (in Lakhs) for the year ended on that date, as considered in the consolidated financial statements. These financial statements have been audited by their respective independent auditors. The independent auditors' reports on financial statements of these entities have been furnished to us by the Management and our opinion on the consolidated financial statements, in so far as it relates to the amounts and disclosures included in respect of this entity, is based solely on the basis of reports of such auditor.
7. In the case of one foreign subsidiary, the financial information has been prepared in accordance with accounting principles generally accepted in the country in which it is situated and has been audited by the other auditors under generally accepted auditing standards as applicable in the country in which it is situated. The Bank's management has converted the financial information of such subsidiary from accounting principles generally accepted in the country in which it is situated to accounting principles generally accepted in India. Our opinion in so far as it relates to the balances of such subsidiary located outside India is based on the report of other auditors and the conversion adjustments prepared by the Bank's management.



In preparing the consolidated Financial Results, the respective Board of Directors of the entities included in the Group are responsible for assessing the ability to continue as a going concern, disclosing, as applicable, matters related to going concern and using the going concern basis of accounting unless the Board of Directors either intend to liquidate their respective entities or its associates or joint ventures or to cease operations, or has no realistic alternative but to do so.

The respective Board of Directors of the entities included in the Group and of its associated and joint ventures are responsible for overseeing the financial reporting process of the Group and of its associated and joint ventures.

Auditor's Responsibilities for the Audit of the Consolidated Financial Results

5. Our objectives are to obtain reasonable assurance about whether the consolidated financial results as a whole are free from material misstatement, whether due to fraud or error, and to issue an auditor's report that includes our opinion. Reasonable assurance is a high level of assurance but is not a guarantee that an audit conducted in accordance with SAs will always detect a material misstatement when it exists.

Misstatements can arise from fraud or error and are considered material if, individually or in the aggregate, they could reasonably be expected to influence the economic decisions of users taken on the basis of these consolidated financial results.

As part of an audit in accordance with SA, we exercise professional judgment and maintain professional scepticism throughout the audit. We also:

- Identify and assess the risks of material misstatement of the consolidated financial results, whether due to fraud or error, design and perform audit procedures responsive to those risks, and obtain audit evidence that is sufficient and appropriate to provide a basis for our opinion. The risk of not detecting a material misstatement resulting from fraud is higher than for one resulting from error, as fraud may involve collusion, forgery, intentional omissions, misrepresentations, or the override of internal control.
- Obtain an understanding of internal control relevant to the audit in order to design audit procedures that are appropriate in the circumstances; but not for the purpose of expressing an opinion on the effectiveness of the Bank's internal control on the Consolidated Financial Results.
- Evaluate the appropriateness of accounting policies used and the reasonableness of accounting estimates and related disclosures made by the Board of Directors.
- Conclude on the appropriateness of the management's use of the going concern basis of accounting and, based on the audit evidence obtained, whether a material uncertainty exists related to events or conditions that may cast significant doubt on the ability of the Group and its associate and joint venture to continue as a going concern. If we conclude that a material uncertainty exists, we are required to draw attention in our auditor's report to the related disclosures in the Consolidated Financial Results or, if such disclosures are inadequate, to modify our opinion. Our conclusions are based on the audit evidence obtained up to the date of our auditor's report. However, future events or conditions may cause the Group and its associate and joint ventures entity to cease to continue as a going concern.



- b) are presented in accordance with the requirements of Listing Regulations except for the disclosures relating to consolidated Pillar 3 disclosure as at March 31, 2026 including leverage and liquidity coverage ratio, net stable funding ratio under Basel III Capital Regulations as have been disclosed on the Bank's website and in respect of which a link has been provided in the consolidated financial results and have not been audited by us.
- c) gives a true and fair view in conformity with the applicable Accounting Standards, the relevant provisions of the Banking Regulation Act, 1949, and the circulars, guidelines and directions issued by the Reserve Bank of India (RBI) and other accounting principles generally accepted in India, of the consolidated net profit and other financial information of the Group for the quarter and year ended March 31, 2026.

Basis for Opinion

3. We conducted our audit in accordance with the Standards on Auditing ("SAs") issued by the Institute of Chartered Accountants of India ("the ICAI"). Our responsibilities under those Standards are further described in the Auditor's Responsibilities for the Audit of the Consolidated Financial Results section of our report. We are independent of the Group, its associates and Joint Ventures in accordance with the Code of Ethics issued by the ICAI together with the ethical requirements that are relevant to our audit of the Consolidated Financial Results, and we have fulfilled our other ethical responsibilities in accordance with these requirements and the Code of Ethics. We believe that the audit evidence, obtained by us, is sufficient and appropriate to provide a basis for our audit opinion.

Board of Directors Responsibility for the Consolidated Financial Results

4. These consolidated Financial Results have been compiled from the consolidated annual audited financial statements and approved by the Board of Directors.

The Bank's Board of Directors are responsible for preparation and presentation of the Consolidated Financial Results that give a true and fair view of the consolidated net profit and other financial information of the Group in accordance with the Accounting Standards issued by the Institute of Chartered Accountants of India, the relevant provisions of the Banking Regulation Act, 1949, the circulars, guidelines and directions issued by the Reserve Bank of India (RBI) from time to time ("RBI Guidelines") and other accounting principles generally accepted in India and in compliance with Listing Regulations. The respective Board of Directors of the entities included in the Group are responsible for maintenance of adequate accounting records in accordance with the provisions of the Banking Regulations Act, 1949 and applicable laws for safeguarding of the assets of the each entity and for preventing and detecting frauds and other irregularities; selection and application of appropriate accounting policies; making judgements and estimates that are reasonable and prudent; and design, implementation and maintenance of adequate internal financial controls that were operating effectively for ensuring accuracy and completeness of the accounting records, relevant to the preparation and presentation of the Consolidated Financial Results that give a true and fair view and are free from material misstatement, whether due to fraud or error which have been used for purpose of preparation of the consolidated financial results by the Directors of the Bank, as aforesaid.



M/s P Chandrasekar LLP
Chartered Accountants
S-512-514, Manipal Centre,
No. 47, Dikenson Road,
Bengaluru-560042

M/s V K Ladha & Associates
Chartered Accountants
1st Floor,36, Dravid Marg,
Kshirsagar Colony,
Ujjain - 456006

M/s Chhajed & Doshi
Chartered Accountants
101, Hubtown Solaris,
N S Phadke Marg, Andheri(E)
Mumbai-400069

M/s G S Mathur & Co.
Chartered Accountants
A-160, Ground Floor,
Defence Colony,
New Delhi-110024

Independent Auditors' Report on Annual Consolidated Financial Results of Union Bank of India for the Quarter and Year ended March 31, 2026 pursuant to the Regulation 33 and 52 read with regulation 63(2) of the SEBI (Listing Obligations & Disclosure Requirements) Regulations, 2015 (as amended).

To
The Board of Directors
Union Bank of India,

Report on the Audit of the Consolidated Financial Results.

Opinion

1. We have audited the accompanying Statement of Consolidated Financial Results of **Union Bank of India** (the 'Bank') and its subsidiaries, its associate and joint ventures (together referred to as "the group"), for the quarter and year ended March 31, 2026 ('the Statement'), being submitted by the Bank pursuant to the requirement of Regulation 33 and 52 read with regulation 63(2) of the SEBI (Listing Obligations and Disclosure Requirements) Regulations, 2015, as amended ("Listing Regulations") except for the disclosures relating to Pillar 3 disclosure as at March 31, 2026 including leverage ratio, liquidity coverage ratio and net stable funding ratio under Basel III Capital Regulations as have been disclosed on the Bank's website and in respect of which a link has been provided in the aforesaid Consolidated Financial Results and have not been audited by us.
2. In our opinion and to the best of our information and according to the explanations given to us, and based on the consideration of the reports of the auditors on separate audited financial statements, unaudited financial statements, financial results/information of subsidiaries, associate and joint ventures, the aforesaid Financial Results:
 - a) include the results of the following entities:
 - A. Parent:**
 - i. Union Bank of India
 - B. Subsidiaries:**
 - i. Union Asset Management Company Private Limited
 - ii. Union Trustee Company Private Limited
 - iii. Union Bank of India (UK) Limited
 - iv. UBI Services Limited
 - v. Andhra Bank Financial Services Limited
 - C. Jointly controlled entities:**
 - i. Star Union Dai-ichi Life Insurance Company Limited
 - ii. ASREC India (P) Limited
 - iii. India International Bank (Malaysia) BHD (Discontinued since November 6, 2025)
 - D. Associate:**
 - i. Andhra Pradesh Grameena Bank



8. The consolidated Financial Results include the unaudited Financial Results of 2 Subsidiaries, 2 joint venture entities, 1 associate whose Financial Statements/Financial Results/ Financial information reflect Group's share of total assets of ₹ 14,68,574.05 (in Lakhs) as at 31st March 2026, Group's share of total revenue of ₹3,20,750.32 (in Lakhs) and Group's share of total net profit after tax of ₹ 69,605.92 (in Lakhs) for the year ended 31st March 2026, as considered in the consolidated Financial Results.

These unaudited Financial Statements/Financial Results/ Financial Information has been furnished to us duly certified by the Bank's management and our opinion on the consolidated Financial Results, in so far as it relates to the amounts and disclosures included in respect of the joint venture is based solely on such reviewed/unaudited Financial Statements/Financial Results/Financial information. In our opinion and according to the information and explanations given to us by Bank's management, these Financial Statements / Financial Results / Financial Information are not material to the Group.

Our opinion is not modified in respect of the above matters with respect to our reliance on the work done and the reports of the other auditors and the Financial Results certified by the Board of Directors.

9. The Consolidated Financial Results include the results for the quarter ended March 31, 2026 being the balancing figure between the audited figures in respect of full financial year ended March 31, 2026 and the published unaudited year to date figures up to December 31, 2025 being the date of the end of the third quarter of the current financial year, which were subjected to limited review by us, as required under Listing Regulations.

Our opinion on the Consolidated Financial Results is not modified in respect of the above matter.

For P Chandrasekar LLP
Chartered Accountants
FRN 000580S/S200066

For V K Ladha & Associates
Chartered Accountants
FRN 002301C

For Chhajed & Doshi
Chartered Accountants
FRN 101794W

For G S Mathur & Co
Chartered Accountants
FRN 008744N

CA P. Chandrasekaran
Partner
Membership No. 026037

UDIN: 26026037FVTEVC4383

CA Ashok Kumar Dangaich
Partner
Membership No. 071378

UDIN: 26071378DGMFYPS401

CA Nitesh Jain
Partner
Membership No. 136169

UDIN: 2613616906VJFR5556

CA Rajiv Kumar Wadhawan
Partner
Membership No. 091007

UDIN: 26091007LIAKUP9386

Date: 23rd April 2026

Place: Mumbai





Declaration Of Audit Report with Unmodified Opinion

We hereby confirm that the Statutory Central Auditors of the Bank have issued their Audit Report on Standalone and Consolidated Financials of the Bank for the Quarter/Year ended March 2026, with an unmodified opinion.

(Dhirendra Jain)
Chief Financial Officer

Place: Mumbai
Date: April 23, 2026

**Statement of deviation / variation in utilization of funds raised
(Pursuant to Reg. 32(1),32(2) and 32(3) of SEBI LODR Regulations)**

Name of Listed Entity		Union Bank of India				
Mode of Fund Raising		Equity Capital				
Date of Raising of Funds		-				
Amount Raised		-				
Report filed for quarter ended		March 31, 2026				
Monitoring Agency		NA				
Monitoring Agency Name, if applicable		NA				
Is there a Deviation/ Variation in use of funds raised		Nil				
If yes, whether the same is pursuant to change in terms of a contract or objects, which was approved by the shareholders		NA				
If Yes, date of Shareholder Approval		NA				
Explanation for the Deviation /Variation		NA				
Comments of the Audit Committee after review		NA				
Comments of the auditors, if any		NA				
Objects for which funds have been raised and whether there has been a deviation, in the following table		NA				
Original Object	Modified object, if any	Original Allocation	Modified Allocation, if any	Funds Utilized	Amount of deviation/ variation for the quarter according to applicable object	Remarks if any
NA	NA	NA	NA	NA	NA	NA

Deviation or variation could mean:

- Deviation in the object or purposes for which the funds have been raised or
- Deviation in the amount of funds actually utilized as against what originally disclosed or
- Change in terms of a contract referred to in the fund-raising document i.e. prospectus, letter of offer etc.

Name of the signatory
Designation


(Dhirendra Jain)
Chief Financial Officer

Place: Mumbai
Date: April 23, 2026

Statement of deviation /variation in the use of issue proceeds of issue of listed non-convertible debt securities for the quarter ended 31.03.2026 (Annexure-A)

A. Statement of utilization of Issue Proceeds (Pursuant to Reg. 52(7) of SEBI LODR Regulations)

Name of the Issuer	ISIN	Mode of Fund Raising (Public Issues / Private Placement)	Type of Instrument	Date of raising funds	Amount Raised (Rs. In Crores)	Funds utilized (Rs. In Crores)	Any deviation (Yes / No)	If 8 is Yes, then specify the purpose of for which the funds were utilized	Remarks if any
1	2	3	4	5	6	7	8	9	10
Union Bank of India	INE692A08235	Private Placement	Long-Term Bonds for financing Infrastructure & Affordable Housing Series-I	24.03.2026	3,000	3,000	No	N.A.	N.A.

B. Statement of deviation / variation in use of Issue Proceeds (Pursuant to Reg. 52(7A) of SEBI LODR Regulations)

Particulars		Remarks				
Name of the Listed Entity		Union Bank of India				
Mode of Fund Raising		Private Placement				
Type of Instrument		Non-Convertible Securities				
Date of Raising Funds		24.03.2026				
Amount Raised		Rs. 3,000 Crore				
Report filed for quarter ended		March 31, 2026				
Is there a Deviation/ Variation in use of funds raised		No				
Whether any approval is required to vary the objects of the issue stated in the prospectus / offer document?		Not Applicable				
If Yes, details of the approval so required		Not Applicable				
Date of approval		Not Applicable				
Explanation for the Deviation /Variation		Not Applicable				
Comments of the Audit Committee after review		Not Applicable				
Comments of the auditors, if any		Not Applicable				
Objects for which funds have been raised and where there has been a deviation/variation, in the following table						
Original Object	Modified object, if any	Original Allocation	Modified Allocation, if any	Funds Utilized	Amount of deviation/ variation for the quarter according to applicable object	Remarks if any
Not Applicable						

Deviation could mean:

- Deviation in the object or purposes for which the funds have been raised
- Deviation in the amount of funds actually utilized as against what was originally disclosed

Name of the signatory
Designation


 (Dharendra Jain)
 Chief Financial Officer

Place: Mumbai
Date: April 23, 2026



(Annexure-A)

S.No.	Type of Instrument	Name of Bond	Date of General Information Document	Date of Key Information Document	ISIN	Amount Raised (Rs. In Crores)	Date of Allotment	Coupon payable (Annually)
1	Long-Term Bonds for financing Infrastructure & Affordable Housing	7.16% Union Bank of India 2036 LTB Series- I	16.03.2026	23.03.2026	NE692A08235	3,000	24.03.2026	7.16% p.a.

Name of the signatory
Designation


(Dhirendra Jain)
Chief Financial Officer

Place: Mumbai
Date: April 23, 2026

यूनियन बैंक
ऑफ इंडिया
भारत सरकार का उपक्रम



Union Bank
of India

A Government of India Undertaking

Format for Disclosing Outstanding Default on Loans and Debts Securities

S.No	Particulars	Rs in Cr
1.	Loans/ Revolving facilities like cash credit from Banks/Financials Institutions	
A.	Total amount outstanding as on date	Nil
B	Of the total amount outstanding, amount of default as on date	Nil
2.	Unlisted debt securities i.e. NCDs and NCRPs	
A	Total amount outstanding as on date	Nil
B	Of the total amount outstanding, amount of default as on date	Nil
3	Total Financial indebtedness of the listed entity including short-term and long-term debt	77,190

Name of the signatory
Designation

(Dhirendra Jain)
Chief Financial Officer

Place: Mumbai
Date: April 23, 2026

P. CHANDRASEKAR LLP

Chartered Accountants

To,

Debenture Trustee(s) / BSE Ltd / National Stock Exchange of India Ltd

Sub: Security coverage certificate for the quarter ended as on 31st March 2026

Management's Responsibility

The accompanying Statement, including the creation and maintenance of all accounting and other records supporting its contents, is solely the responsibility of the Management of the Bank. The Bank's Management is also responsible for ensuring that the bank complies with the requirements of BSE Ltd. / National Stock Exchange of India Ltd./Debenture Trustee(s) in accordance with SEBI guidelines.

Our Responsibility

It is our responsibility to certify the Statement based on our examination of the matters in the Statement with reference to the books of account and other records of the Bank as on 31st March, 2026 which has been carried out in pursuant to the requirements of SEBI (Listing Obligations and Disclosure Requirements) Regulations 2015, as amended read with SEBI Circular No. SEBI/HO/MIRSD/MIRSD_CRADT/CIR/P/2022/67 dated May 19, 2022. We conducted our examination of the Statement in accordance with the Guidance Note on Reports or Certificates for Special Purposes issued by the Institute of Chartered Accountants of India. The Guidance Note requires that we comply with the ethical requirements of the Code of Ethics issued by the Institute of Chartered Accountants of India.

Opinion

In our opinion and according to the information and explanation given to us and based on the procedures performed, we hereby certify the Security Cover as on 31st March, 2026 for **listed debt securities**.

Based on examination of books of accounts and other relevant records/documents, we hereby certify that:

- a) The Union Bank of India has, vide its Board Resolution and information memorandum/ offer document and under various Debenture Trust Deeds, has issued the following **listed debt securities** as on 31st March, 2026:



Bangalore / Chennai / Hyderabad

Page 1 of 3
Classified as Public

Head Office:
S-512-514, Manipal Centre, #47, Dikenson Road, Bangalore – 560042

☎: 080-25585443 / 25597494

P. CHANDRASEKAR LLP

Chartered Accountants

Sr. No.	ISIN	Private Placement/ Public Issue	Secured/ Unsecured	Sanctioned Amount ₹
1	INE692A08029	Private Placement	Unsecured	10,00,00,00,000
2	INE692A08169	Private Placement	Unsecured	20,00,00,00,000
3	INE692A08177	Private Placement	Unsecured	15,00,00,00,000
4	INE692A08185	Private Placement	Unsecured	15,00,00,00,000
5	INE692A08193	Private Placement	Unsecured	13,20,00,00,000
6	INE692A08227	Private Placement	Unsecured	6,63,00,00,000
7	INE692A08045	Private Placement	Unsecured	7,50,00,00,000
8	INE112A08051	Private Placement	Unsecured	10,00,00,00,000
9	INE692A08102	Private Placement	Unsecured	10,00,00,00,000
10	INE692A08144	Private Placement	Unsecured	8,50,00,00,000
11	INE692A08151	Private Placement	Unsecured	11,50,00,00,000
12	INE692A08201	Private Placement	Unsecured	7,00,00,00,000
13	INE692A08219	Private Placement	Unsecured	15,00,00,00,000
14	INE692A08235	Private Placement	Unsecured	30,00,00,00,000
Total				1,79,33,00,00,000

b) Security Cover for listed debt securities:

- i. The financial information for the period ended 31-03-2026 has been extracted from the books of accounts for the period ended 31-03-2026 and other relevant records of Union Bank of India;
- ii. The Security Cover in the format as specified by SEBI vide its Circular No. SEBI/HO/MIRSD/MIRSD_CRADT/CIR/P/2022/67 dated May 19, 2022 is herein given as **Annexure I**.

The Security Cover certificate is being issued in consonance with SEBI regulations and shall have no effect on the seniority of such instruments and all other terms and conditions applicable for the issue of the bonds as specified by RBI master circular no. DBR.No.BP.BC.1/21.06.201/2015-16 dated July 01, 2015 for BASEL III Compliant bonds/RBI master circular no. DBR.No.BP.BC.4/21.06.001/2015-16 dated July 01, 2015 for BASEL II Compliant bonds, as amended from time to time, and the terms of Issue.

- iii. **Compliance of all the covenants/terms of the issue in respect of listed debt securities information under Securities and Exchange Board of India (Listing Obligations and Disclosure Requirements) Regulations, 2015 in terms of the provision of regulation 56(1)(d) as amended from time to time- Covenant Compliance Certificate as on 31.03.2026.**

Bangalore / Chennai / Hyderabad

Head Office:
S-512-514, Manipal Centre, #47, Dikenson Road, Bangalore – 560042

☎: 080-25585443 / 25597494

Page 2 of 3
Classification: Public



P. CHANDRASEKAR LLP

Chartered Accountants

We have examined the compliances made by the Bank in respect of the covenants / terms of the issue of the listed debt securities and certify that such covenants / terms of the issue have been complied by the listed entity except as stated below:

Covenant	Document reference	Date of breach	Cure period (if any)
NIL			

Restriction on Use

This certificate has been issued at the request of the Bank, for onward submission to BSE Ltd / National Stock Exchange of India Ltd/Debt Trustee(s) only. Our certificate should not be used for any other purpose or by any person other than the addressee of this certificate. Accordingly, we do not accept or assume any liability or duty of care for any other purpose or to any other person to whom this certificate is shown or into whose hands it may come save where expressly agreed by our prior consent in writing.

For P Chandrasekar LLP
Chartered Accountants
(FRN: 000580S/S200066)



CA P Chandrasekaran
Partner

Membership No. 026037

UDIN: 26026037RLITYF5801.

Date: 23rd April, 2026

Place: Mumbai

Annexure-1

Column A	Column B	Column C i	Column D ii	Column E iii	Column F iv	Column G v	Column H vi	Column I vii	Column J (Total C to H)	Column K	Column L	Column M	Column N	Column O	
Particulars		Exclusive Charge	Exclusive Charge	Pari-Passu Charge	Pari-Passu Charge	Pari-Passu Charge	Assets not offered as Security	Elimination (amount in negative)		Related to only those items covered by this certificate					
	Description of asset for which this certificate relate	Debt for which this certificate being issued	Other Secured Debt	Debt for which this certificate being issued	Assets shared by pari passu debt holder (includes debt for which this certificate is issued & other debt with Pari-passu charge)	Other assets on which there is pari-Passu charge (excluding items covered in column F)		debt amount considered more than once (due to exclusive plus pari passu charge)		Market Value for Assets charged on Exclusive basis	Carrying /book value for exclusive charge assets where market value is not ascertainable or applicable (For Eg. Bank Balance, DSRA market value is not applicable)	Market Value for Pari passu charge Assets ⁱⁱⁱ	Carrying value/book value for pari passu charge assets where market value is not ascertainable or applicable (For Eg. Bank Balance, DSRA market value is not applicable)	Total Value(=K+L+M+N)	
		Book Value	Book Value	Yes/No	Book Value	Book Value									
ASSETS															
Property, Plant and Equipment															
Capital Work-in-Progress															
Right of Use Assets							NIL								



Annexure-1

Goodwill														
Intangible Assets														
Intangible Assets under Development														
Investments														
Loans														
Inventories														
Trade Receivable s														
Cash and Cash Equivalents														
Bank Balances other than Cash and Cash Equivalents														
Others														
Total														
LIABILITIES														
Debt securities to which this certificate pertains														
Other debt sharing pari-passu charge with above debt		<i>not to be filled</i>												
Other Debt														
<i>Subordinated debt</i>														
<i>Borrowings</i>														



