



Date: 28th April 2026

To,

National Stock Exchange of India Limited Exchange Plaza, Block G, C/1, Bandra Kurla Complex, Bandra (E), Mumbai – 400051 Symbol: SAPPHIRE	BSE Limited Phiroze Jeejeebhoy Towers, Dalal Street, Mumbai – 400001 Scrip Code: 543397
---------------------------------------------------------------------------------------------------------------------------------------------------------------	-------------------------------------------------------------------------------------------------------------

Dear Sir/Madam,

Subject: Press (Investor) Release and Earnings Presentation

Pursuant to Regulation 30 of SEBI (Listing Obligations and Disclosure Requirements) Regulations, 2015, please find enclosed the Press (Investor) Release and Earnings Presentation for the quarter and year ended 31st March 2026.

The said documents are also being made available on the Company's website <https://www.sapphirefoods.in/investors-relation/financials>.

Request you to kindly take the same on record.

Thanking you,

For Sapphire Foods India Limited

SACHIN
TUKARAM
DUDAM
Digitally signed
by SACHIN
TUKARAM
DUDAM
Date: 2026.04.28
13:59:24 +05'30'



Sachin Dudam

Company Secretary and Compliance Officer

Encl.: As above



Q4 FY26 is our best quarter in the last 12 quarters in terms of SSSG and Adj. EBITDA growth on the back of strong new consumer recruitment by KFC.

24 Stores	₹Mn 7,898	7.7%	15.8%
New Stores	Revenue	Adj.* EBITDA%	EBITDA%
1052 Total Stores	↑11% YoY%	↑20% YoY%	↑10% YoY%

Q4 FY26

- Q4 FY26 is our best quarter in the last 12 quarters in terms of SSSG and Adj. EBITDA growth on the back of strong new consumer recruitment by KFC. This is despite the LPG related availability & inflationary challenges. This uplift in performance is encouraging as we move into the new fiscal.
- Sapphire Foods delivered revenue of ₹ 7898 Mn with 11% growth YoY. Revenue for KFC grew by 15% (highest in the last 8 quarters) and Pizza Hut India revenue declined by 6%. Sri Lanka grew revenue by 15% in LKR.
- In Q4FY26 we added 19 KFC restaurants, 2 Pizza Hut in India and 3 Pizza Hut in Sri Lanka. Sapphire Foods total restaurant count was 1,052 as on 31st Mar 2026.
- Consol Rest. EBITDA grew by 21% YoY, and margin was at 13.0% (↑100 bps)
- Consol Adj. EBITDA was ₹ 610 Mn, grew 20% YoY and Consol Adj. EBITDA Margin of 7.7%. Consol EBITDA (₹ 1,249 Mn, 15.8%) grew 10% YoY (↓ 20 bps)
- Consol Adj. PBT before exception (₹ 83 Mn, 1.1%) | Consol PBT before exceptional (₹ -27 Mn, -0.3%) | Consol PBT ₹ -155 Mn, -2.0%. Exceptional items includes impact of ₹62 Mn on account of labour code changes and ₹66 Mn towards merger related cost (ESOP modification for employee retention).

- Sapphire KFC SSSG at 4% (6% Ex Chaitra Navratri) was the highest in last 14 quarters. KFC delivered Rest. EBITDA margin of 16.8% (↑ 110 bps YoY) due to Gross Margin improvement and operating leverage. We have deployed a 2 pronged consumer recruitment strategy to drive DineIn & Takeaway transactions. In evolving chicken consuming markets (North & West), the marketing mix involves recruitment advertising with a strong value call for action (₹99 Chicken Krisper Burger Meal). In more developed chicken consuming markets (South), we have offered disruptive abundant value on select days. Both these initiatives have been supported by incremental marketing spends & gross margin investment and have contributed to the positive SSSG.
- Sapphire Pizza Hut SSSG declined by 7%. Rest. EBITDA was negative at 6.0% (↓ 140 bps YoY)
- In Q4 FY26 our Sri Lanka business delivered 6th consecutive quarter of double digit SSSG (11% LKR) despite availability and inflationary issues on fuel & LPG. Rest. EBITDA came at 14.6% (↓20 bps YoY) with growth of 15% YoY LKR terms.

FY26

- Sapphire Foods delivered 8% revenue growth. Adj. EBITDA declined by 9% at 7.6% (↓ 150 bps). KFC grew by 11% (revenue of ₹ 21,136 Mn) with Restaurant EBITDA of 16.3% down (100 bps) and opened 73 restaurants during the year (575 total restaurants). Pizza Hut revenue declined by 7% (revenue of ₹ 5,065) with Restaurant EBITDA of -3.3% ↓ 570 bps and opened 7 restaurants during the year (341 total restaurants). Sri Lanka business grew by 16% (revenue of LKR 17,340) with Restaurant EBITDA of 14.9% ↓ 50 bps) and opened 9 restaurants during the year (136 total restaurants).
- The KFC performance driven by the 2-pronged consumer recruitment strategy and the merger announcement with Devyani International which will enable a unified brand strategy especially on Pizza Hut future-proofs the growth of the business in the coming years.

About Sapphire Foods:

Sapphire Foods started operations in September 2015, by the acquisition of about 270 KFC and Pizza Hut Stores in India and Sri Lanka, by a group of leading Private Equity firms and is managed by a team of professionals.

Sapphire Foods is a leading YUM franchisee operator in the Indian subcontinent with presence in India and Sri Lanka. We are the largest international QSR chain in Sri Lanka in terms of revenue and number of restaurants operated as of March 31, 2021. (Source: Technopak Report). As of Mar 31, 2026, we own and operate 575 KFC and 341 Pizza Hut restaurants in India, 125 Pizza Hut and 11 Taco Bell restaurants in Sri Lanka.

We aspire to be India's best restaurant operator by serving customers great food with great experience at great value. We operate our restaurants in high traffic and high visibility locations in key metropolitan areas and cities across India and develop new restaurants in new trade areas in existing and new cities as part of our brand and food category expansion.

Contact Details

Company	Investor Relations: Vogabe Advisors
Name: Mr. Kaushik Vankadkar	Name: Ms. Himani Singla, Vogabe Advisors
Email: kaushik.Vankadkar@sapphirefoods.in	Email: sapphirefoods@vogabe.com
CIN: L55204MH2009PLC197005	Tel : + 91 9569926021
www.sapphirefoods.in	www.vogabe.com

Safe Harbor Statement

Any forward-looking statements about expected future events, financial and operating results of the Company are based on certain assumptions which the Company does not guarantee the fulfilment of. These statements are subject to risks and uncertainties. Actual results might differ substantially or materially from those expressed or implied. Important developments that could affect the Company's operations include a downturn in the industry, global or domestic or both, significant changes in political and economic environment in India or key markets abroad, tax laws, litigation, labour relations, exchange rate fluctuations, technological changes, investment and business income, cash flow projections, interest, and other costs. The Company does not undertake any obligation to update forward-looking statements to reflect events or circumstances after the date thereof.



SapphireFoods

Q4 & FY26 Business Performance

Apr'2026



Safe Harbor



This presentation and the accompanying slides (the “Presentation”), which have been prepared by **Sapphire Foods India Limited** (the “Company”), have been prepared solely for information purposes and do not constitute any offer, recommendation or invitation to purchase or subscribe for any securities, and shall not form the basis or be relied on in connection with any contract or binding commitment what so ever. No offering of securities of the Company will be made except by means of a statutory offering document containing detailed information about the Company.

This Presentation has been prepared by the Company based on information and data which the Company considers reliable, but the Company makes no representation or warranty, express or implied, whatsoever, and no reliance shall be placed on, the truth, accuracy, completeness, fairness and reasonableness of the contents of this Presentation. This Presentation may not be all inclusive and may not contain all of the information that you may consider material. Any liability in respect of the contents of, or any omission from, this Presentation is expressly excluded

Certain matters discussed in this Presentation may contain statements regarding the Company’s market opportunity and business prospects that are individually and collectively forward-looking statements. Such forward-looking statements are not guarantees of future performance and are subject to known and unknown risks, uncertainties and assumptions that are difficult to predict. These risks and uncertainties include, but are not limited to, the performance of the Indian economy and of the economies of various international markets, the performance of the industry in India and world-wide, competition, the company’s ability to successfully implement its strategy, the Company’s future levels of growth and expansion, technological implementation, changes and advancements, changes in Restaurant Sales, income or cash flows, the Company’s market preferences and its exposure to market risks, as well as other risks. The Company’s actual results, levels of activity, performance or achievements could differ materially and adversely from results expressed in or implied by this Presentation. The Company assumes no obligation to update any forward-looking information contained in this Presentation. Any forward-looking statements and projections made by third parties included in this Presentation are not adopted by the Company and the Company is not responsible for such third party statements and projections.



Table Of Contents



1	Financial Overview	Page 04-16
2	Brand Performance	
	KFC India	Page 18
	Pizza Hut India	Page 29
	Sri Lanka Business	Page 38
3	Gallup Recognition	Page 46



Financial Overview



Key Highlights Q4 FY26 | FY26



Q4 FY26

- Q4 FY26 is our best quarter in the last 12 quarters in terms of SSSG and Adj. EBITDA growth on the back of strong new consumer recruitment by KFC. This is despite the LPG related availability & inflationary challenges. This uplift in performance is encouraging as we move into the new fiscal.
- Sapphire Foods delivered revenue of ₹ 7898 Mn with 11% growth YoY. Revenue for KFC grew by 15% (highest in the last 8 quarters) and Pizza Hut India revenue declined by 6%. Sri Lanka grew revenue by 15% in LKR.
- In Q4FY26 we added 19 KFC restaurants, 2 Pizza Hut in India and 3 Pizza Hut in Sri Lanka. Sapphire Foods total restaurant count was 1,052 as on 31st Mar 2026.
- Consol Rest. EBITDA grew by 21% YoY, and margin was at 13.0% (↑100 bps)
- Consol Adj. EBITDA was ₹ 610 Mn, grew 20% YoY and Consol Adj. EBITDA Margin of 7.7%. Consol EBITDA (₹ 1,249 Mn, 15.8%) grew 10% YoY (↓ 20 bps)
- Consol Adj. PBT before exception (₹ 83 Mn, 1.1%) | Consol PBT before exceptional (₹ -27 Mn, -0.3%) | Consol PBT ₹ -155 Mn, -2.0%. Exceptional items includes impact of ₹62 Mn on account of labour code changes and ₹66 Mn towards merger related cost (ESOP modification for employee retention).
- Sapphire KFC SSSG at 4% (6% Ex Chaitra Navratri) was the highest in last 14 quarters. KFC delivered Rest. EBITDA margin of 16.8% (↑ 110 bps YoY) due to Gross Margin improvement and operating leverage. We have deployed a 2 pronged consumer recruitment strategy to drive DineIn & Takeaway transactions. In evolving chicken consuming markets (North & West), the marketing mix involves recruitment advertising with a strong value call for action (₹99 Chicken Krisper Burger Meal). In more developed chicken consuming markets (South), we have offered disruptive abundant value on select days. Both these initiatives have been supported by incremental marketing spends & gross margin investment and have contributed to the positive SSSG.
- Sapphire Pizza Hut SSSG declined by 7%. Rest. EBITDA was negative at 6.0% (↓ 140 bps YoY)
- In Q4 FY26 our Sri Lanka business delivered 6th consecutive quarter of double digit SSSG (11% LKR) despite availability and inflationary issues on fuel & LPG. Rest. EBITDA came at 14.6% (↓20 bps YoY) with growth of 15% YoY LKR terms.

FY26

- Sapphire Foods delivered 8% revenue growth. Adj. EBITDA declined by 9% at 7.6% (↓ 150 bps). KFC grew by 11% (revenue of ₹ 21,136 Mn) with Restaurant EBITDA of 16.3% down (100 bps) and opened 73 restaurants during the year (575 total restaurants). Pizza Hut revenue declined by 7% (revenue of ₹ 5,065) with Restaurant EBITDA of -3.3% ↓ 570 bps and opened 7 restaurants during the year (341 total restaurants). Sri Lanka business grew by 16% (revenue of LKR 17,340) with Restaurant EBITDA of 14.9% ↓ 50 bps) and opened 9 restaurants during the year (136 total restaurants).
- The KFC performance driven by the 2-pronged consumer recruitment strategy and the merger announcement with Devyani International which will enable a unified brand strategy especially on Pizza Hut future-proofs the growth of the business in the coming years.

Summary Consolidated Financials Q4 FY26



Particulars	Q4 FY26	Q4FY25	▲/▼ YoY	FY26	FY25	▲/▼ YoY
Restaurant Sales Mn	7,898	7,099	▲ 11%	31,159	28,754	▲ 8%
Adj. EBITDA ₹ Mn#	610	508	▲ 20%	2,382	2,616	▼ 9%
%	7.7%	7.2%	▲ 50 bps	7.6%	9.1%	▼ 150 bps
EBITDA Mn	1,249	1,133	▲ 10%	4,804	4,925	▼ 2%
%	15.8%	16.0%	▼ 20 bps	15.4%	17.1%	▼ 170 bps
Adj. PBT Mn# before exceptional items*	83	63	▲ 32%	361	699	▼ 48%
%	1.1%	0.9%	▲ 20 bps	1.2%	2.4%	▼ 120 bps
PBT Mn before exceptional items*	-27	45	▼ 160%	-133	384	▼ 135%
%	-0.3%	0.6%	▼ 90 bps	-0.4%	1.3%	▼ 170 bps
Restaurant Additions(Net)	24	0		89	91	

#Adj. EBITDA and Adj. PBT is before Ind-AS 116 adjustments

*Adj. PBT & PBT of Q4 FY26, FY26, Q4 FY25 and FY25 are before the exceptional items of ₹128 Mn, ₹ 240 Mn, ₹39 Mn and ₹153 Mn respectively

Financial Highlights Q4 FY26



CONSOLIDATED RESTAURANT SALES (₹ MN)



INDIA RESTAURANT SALES (₹ MN)



Financial Highlights Q4 FY26



CONSOLIDATED GROSS MARGIN (%)




INDIA GROSS MARGIN (%)



Financial Highlights Q4 FY26



CONSOLIDATED RESTAURANT EBITDA (₹ MN / %)



INDIA RESTAURANT EBITDA (₹ MN / %)



Restaurant EBITDA is before Ind-AS 116 adjustments

Financial Highlights Q4 FY26



Adj. EBITDA (₹ MN / %) #



EBITDA (₹ MN / %)



Adj. EBITDA is before Ind-AS 116 adjustments

Financial Highlights Q4 FY26



Adj. PROFIT BEFORE TAX BEFORE EXCEPTIONAL ITEMS (₹ MN / %) #



PROFIT BEFORE TAX BEFORE EXCEPTIONAL ITEMS (₹ MN / %) #




#Adj. EBITDA and Adj. PBT is before Ind-AS 116 adjustments

Note: Adj. PBT & PBT of Q4 FY26, FY26, Q4 FY25 and FY25 are before the exceptional items of ₹128 Mn, ₹ 240 Mn, ₹39 Mn and ₹153 Mn respectively

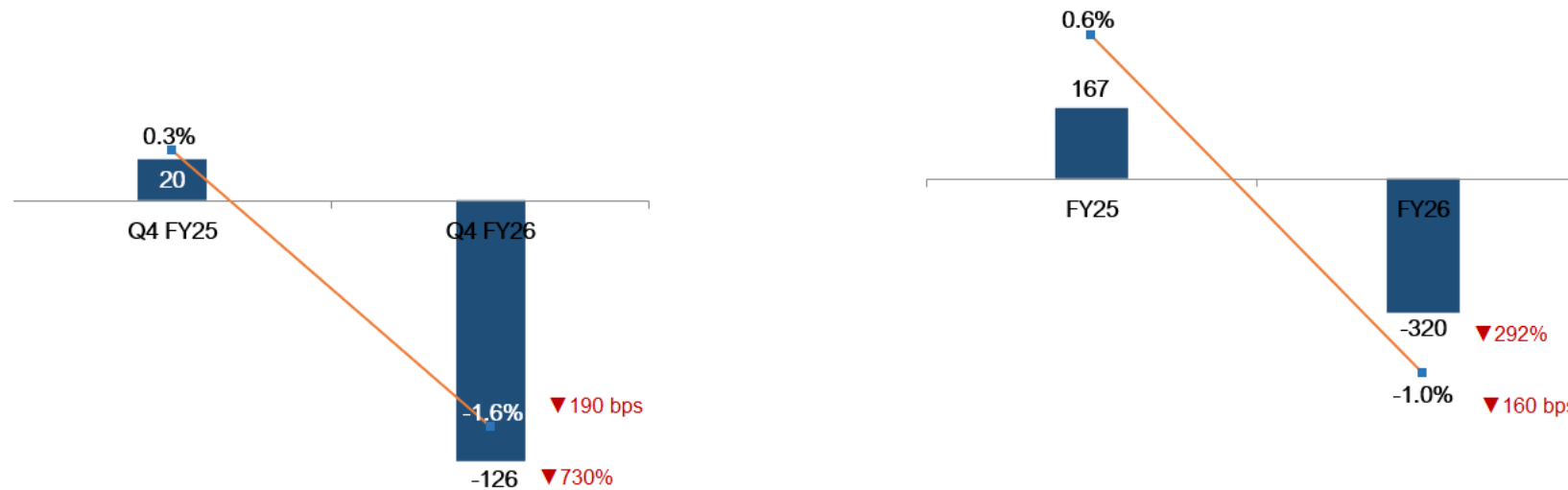
Financial Highlights Q4 FY26



Adj. PROFIT AFTER TAX AFTER EXCEPTIONAL ITEMS (₹ MN / %) #

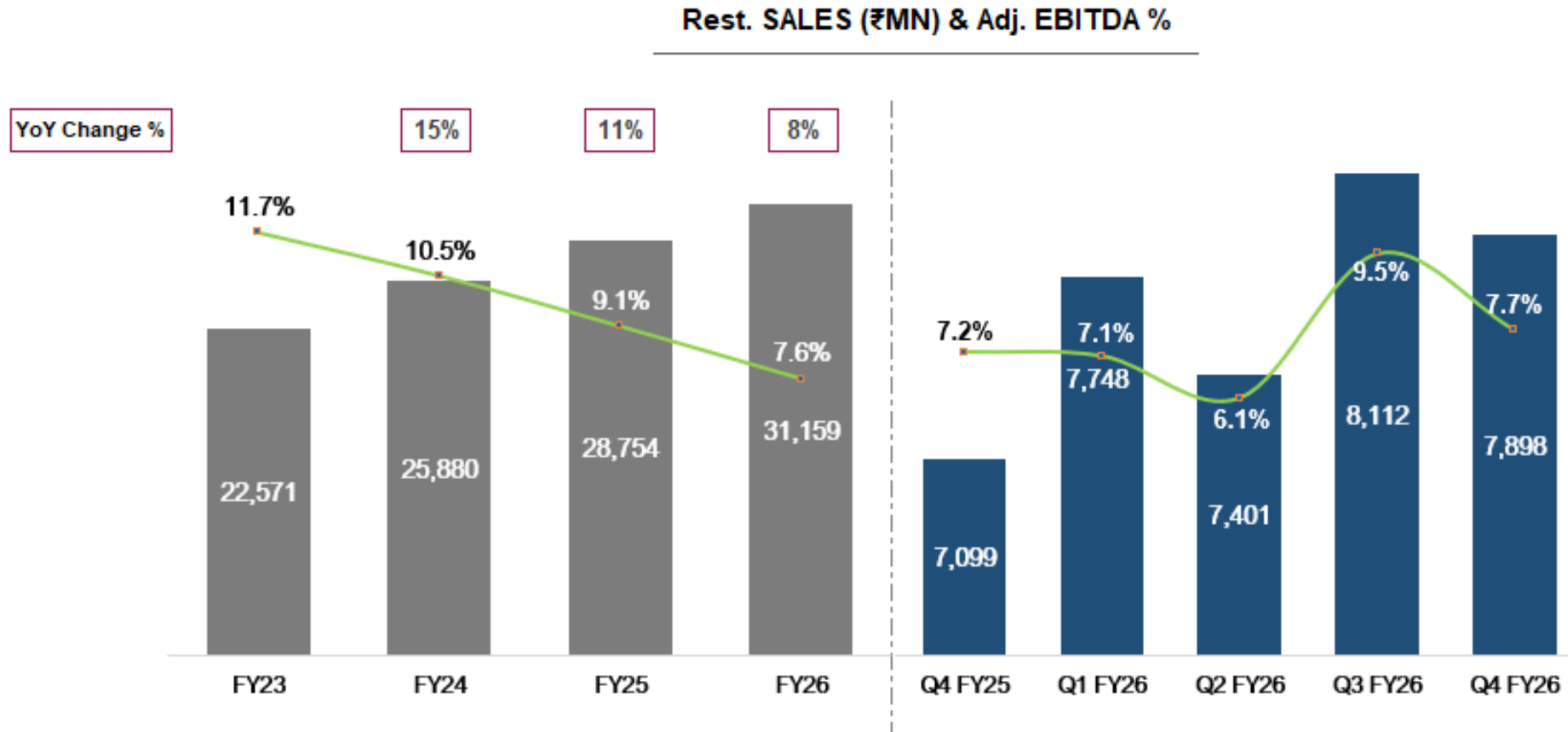


PROFIT AFTER TAX AFTER EXCEPTIONAL ITEMS (₹ MN / %) #



Adj. PAT is before Ind-AS 116 adjustments

Financial Highlights: Restaurant Sales & Adj. EBITDA trend



Note Adj. EBITDA is before Ind-AS 116 adjustments

Financial Highlights: Consolidated Profit & Loss Statement



Particulars (In ₹ mn)	Q4 FY26	Q4 FY25	YoY %	FY26	FY25	YoY%
Restaurant Sales	7,898.21	7,098.62	11%	31,159.02	28,753.63	8%
Other operating income	24.02	14.79		94.15	65.01	
COGS	2,474.46	2,265.61		9,951.38	9,068.44	
Gross Profit	5,447.77	4,847.80	12%	21,301.79	19,750.20	8%
Gross Margin%	69.0%	68.3%		68.4%	68.7%	
Employee Expenses	1,108.51	977.17		4,279.29	3,863.95	
Other Expenses	3,090.55	2,737.87		12,218.52	10,961.18	
EBITDA	1,248.71	1,132.76	10%	4,803.98	4,925.07	-2%
EBITDA Margin %	15.8%	16.0%		15.4%	17.1%	
Depreciation	1,009.87	849.67		3,921.48	3639.16	
Finance Cost	311.14	297.54		1,228.05	1,116.26	
Other Income	45.41	59.25		212.54	214.66	
PBT before exceptional items	-26.89	44.80	-160%	-133.01	384.31	-135%
PBT Margin %	-0.3%	0.6%		-0.4%	1.3%	
Exceptional items	127.96	38.75		239.59	152.95	
PBT after exceptional items	-154.85	6.05		-372.60	231.36	
Tax Expenses/(credit)	-28.64	-14.19		-53.06	64.32	
PAT	-126.21	20.24		-319.54	167.04	
PAT Margin%	-1.6%	0.3%		-1.0%	0.6%	

Financial Highlights: Consolidated Balance Sheet



Particulars (In ₹ mn)	As on 31.3.26	As on 31.3.25
Total Assets	32,558.92	30,409.88
Fixed assets other than goodwill	12,745.10	11,431.85
Goodwill	1,582.84	1,582.84
Right of use assets	11,966.69	10,935.30
Inventories	1,123.00	956.14
Trade receivables	349.92	365.62
Cash, bank balances, Investment in MF's & FD	1,990.12	2,648.27
Other current and non-current asset	2,801.25	2,489.86
Total Liabilities	18,673.38	16,448.12
Lease Liabilities	14,115.23	12,723.05
Borrowings	56.07	198.61
Trade Payables	2,836.34	2,425.21
Other Non-current and Current Liabilities	1,665.74	1,101.25
Total Net Worth	13,885.54	13,961.76
Total Equity	13,885.54	13,961.76
Equity Share Capital	642.77	642.38
Other Equity	13,263.29	13,338.27
Non controlling interests	(20.52)	-18.89

Brand Wise Performance



KFC India Business Performance



KFC® CHICKEN KRISPER MEAL

NOW AT JUST

₹ 99* ~~₹ 237~~

These chicken and veg products contain added Monosodium Glutamate, not recommended for pregnant women or infants below 12 months. Contains refined wheat flour (maida) and proprietary spice blends. Product images are illustrative. Actual products may vary. *Prices exclusive of taxes. Differential pricing available in select markets/ restaurants. T&C apply. <https://online.kfc.co.in/terms-and-conditions>. Carbonated water contains caffeine. Pepsi is registered trademark.





2-pronged approach to drive customer recruitment

- Consumer recruitment advertising with strong value
- ₹99/- Krisper Chicken Burger Meal in *evolving* chicken market of N/W
 - Disruptive abundant value in more developed markets of South



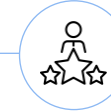
Craveable taste innovations to drive customer frequency

- Launch of global “Saucy” concept in Dunked in Jan’26
- Launch of “KFC Shawowrma” innovation



Value

- ₹99/- Krisper Chicken Burger Meal in N/W
- Hot & Crispy BOGO on select days in South



Frictionless Customer Experience

- Digital Kiosks rolled across 73% estate
- Own Delivery continues to deliver healthy growth



Improve Accessibility

- Continue current pace of expansion (60-80 stores per year)



Operational Excellence

- > 4.0 ratings across Swiggy, Zomato & Google





KFC Dine in - Pehla Nasha - Hindi



KFC India
240k subscribers



👍 118



➦ Share

🔮 Ask

⬇️ Download



79m views 3 months ago #KFCIndia #ChickenKrisper #KFCMealAt99

Click here to see the Ad <https://youtu.be/wNxxW4VFomU?si=Yjnl38VDuj8-W9BS>

KFC Brand Priorities | Drive Penetration & Frequency | Value



Disruptive Value (Abundance) | Region specific offer of Buy One Get One Free on Buckets (Core) on select days

KFC[®]
ANNIVERSARY
DOUBLE DEAL

Buy 1 Bucket & Get 1 Bucket Free

▶ **BUY 8 PCs GET 8 PCs FREE**
▶ **BUY 4 PCs GET 4 PCs FREE**

OFFER VALID ONLY
20TH FEB 2026

The advertisement features two large buckets of KFC fried chicken. The buckets are white with a red stripe and the KFC logo. The background is dark red with white text. The offer details are listed in a black box at the bottom left, and the validity date is in a red box at the bottom right.

KFC Brand Priorities | Craveable Taste & Value



KFC®
DUNKED
AWESOME SAUCESOME

ZINGER BURGER
LEG PIECES
BONELESS STRIPS

2 DUNKED WINGS @ 89*

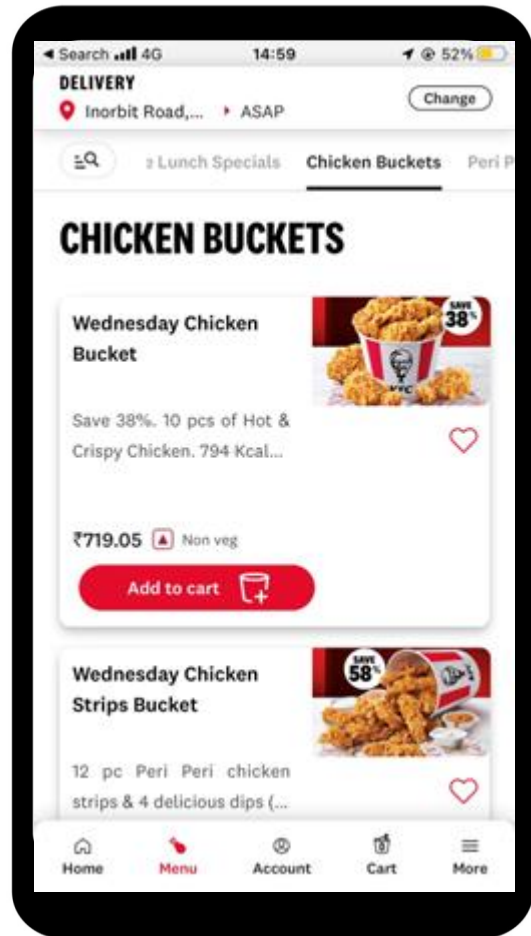
These Chicken products contains added monosodium glutamate not recommended for infants below 12 months and pregnant women. Contains refined wheat flour (maida) and proprietary spice blends. Product images are illustrative. *Price exclusive of taxes. Differential pricing available in select markets/restaurants. For details refer to online.kfc.co.in/terms-and-conditions. T&Cs apply.

KFC®
CRISPY SHAWOWRMA WRAP

₹169*

These chicken products contain added monosodium glutamate not recommended for infants below 12 months and pregnant women. Contains refined wheat flour (maida) and proprietary spice blends. Product images are illustrative. Actual products may vary. *Price exclusive of taxes. Differential pricing available in select KFC markets/restaurants. T&Cs apply. <https://online.kfc.co.in/terms-and-conditions>.

KFC Brand Priorities | Digitization



Total App
downloads
66.61 Mn+

Monthly Active
Users
2.27 Mn



Digital **KIOSKs**
implemented at > 73% of restaurants

KFC Brand Priorities | New Restaurants



EPICAH MALL, DELHI



SANGRUR DHURI, PUNJAB



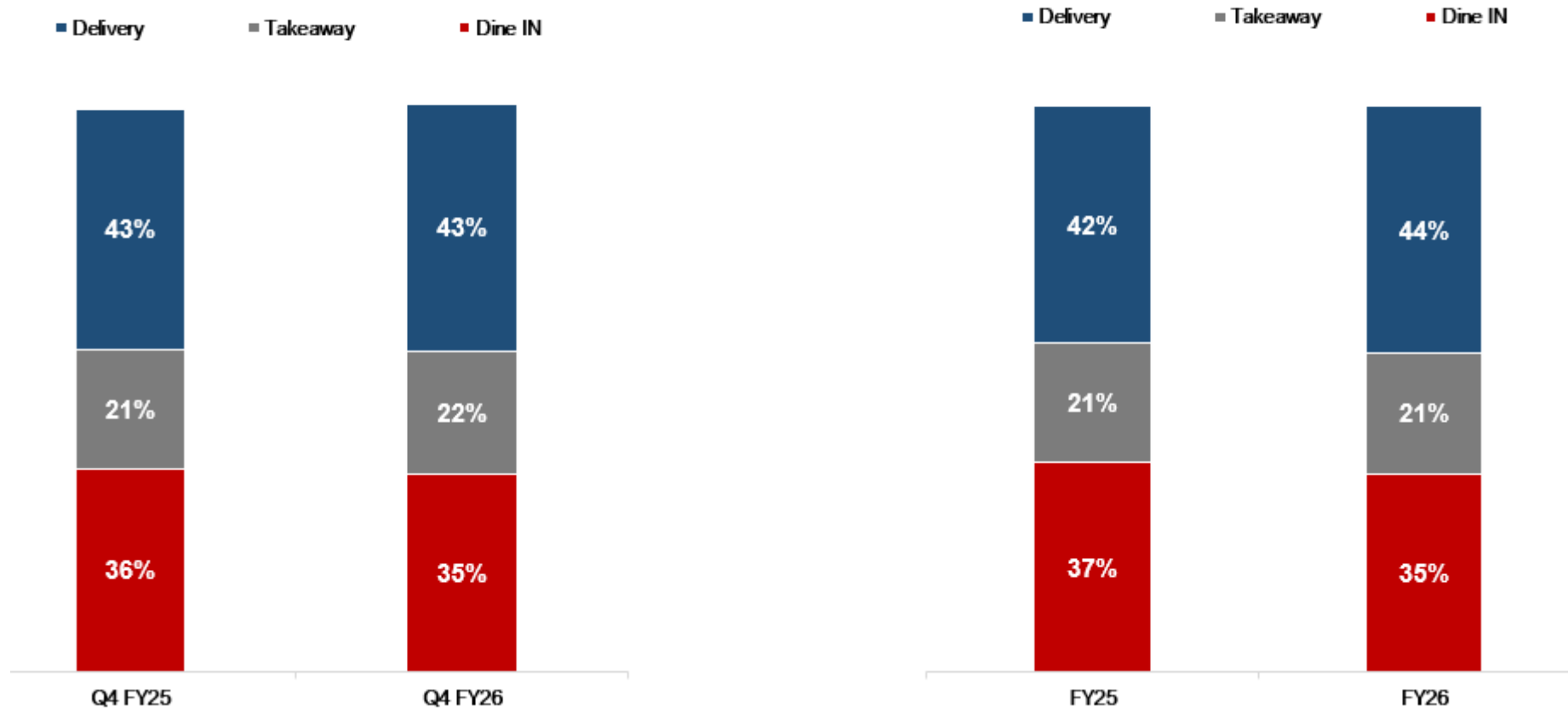
SATHYAMANAGALAM, TN



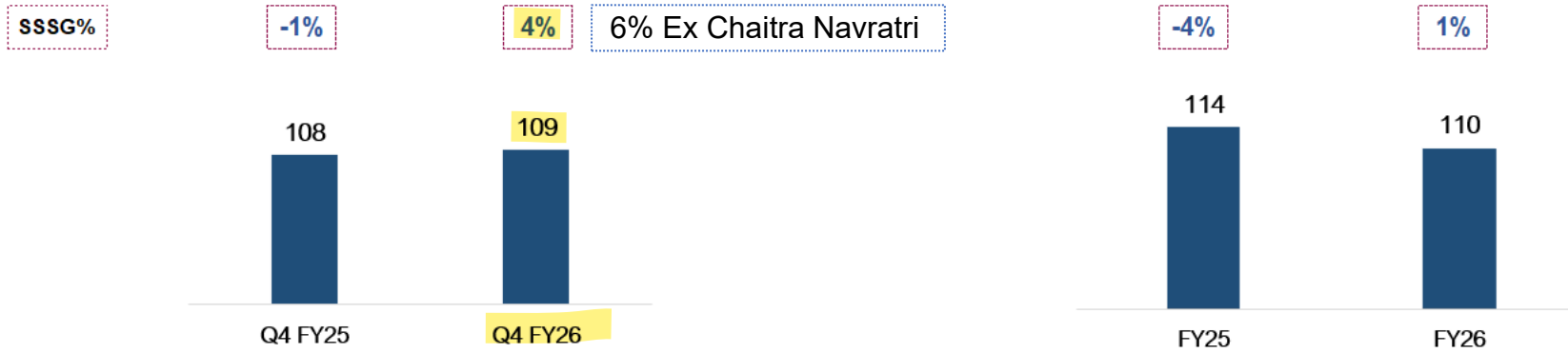
SUNTECH NAIGAON, MUMBAI



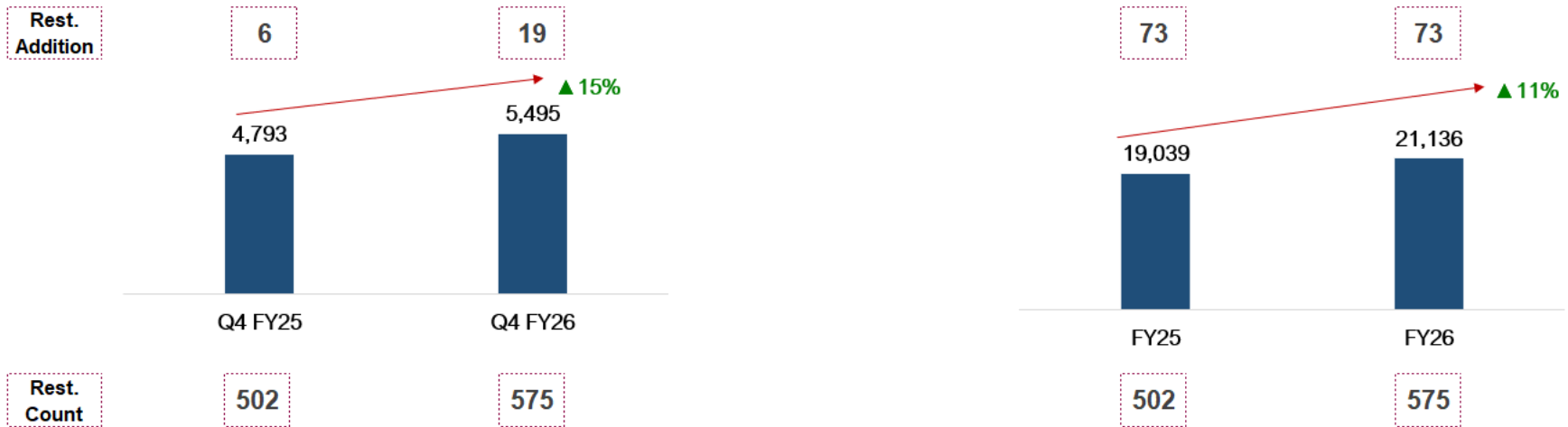
CHANNELWISE SALES MIX



AVERAGE DAILY SALES (₹ '000)

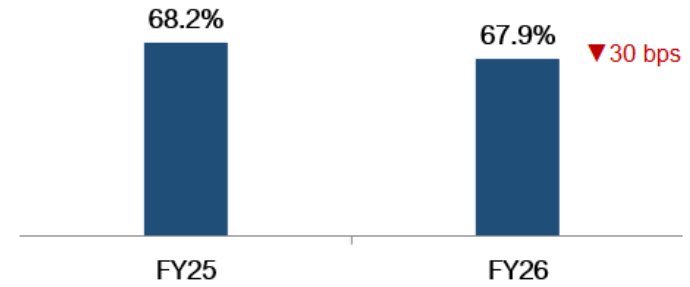
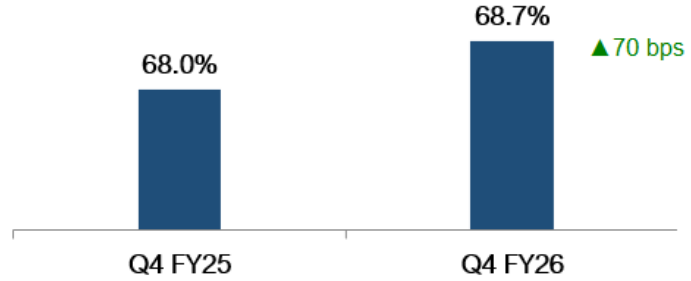


RESTAURANT SALES (₹MN)

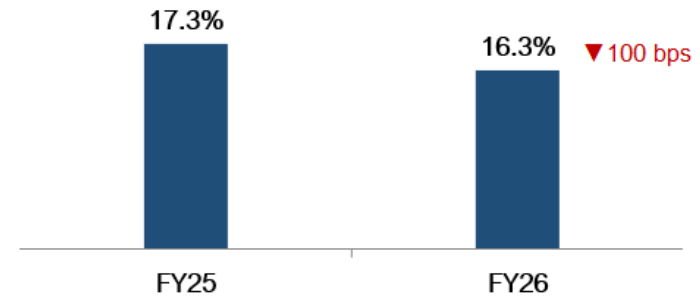
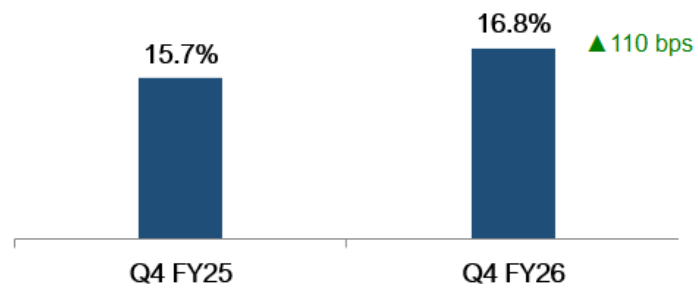




GROSS MARGIN%

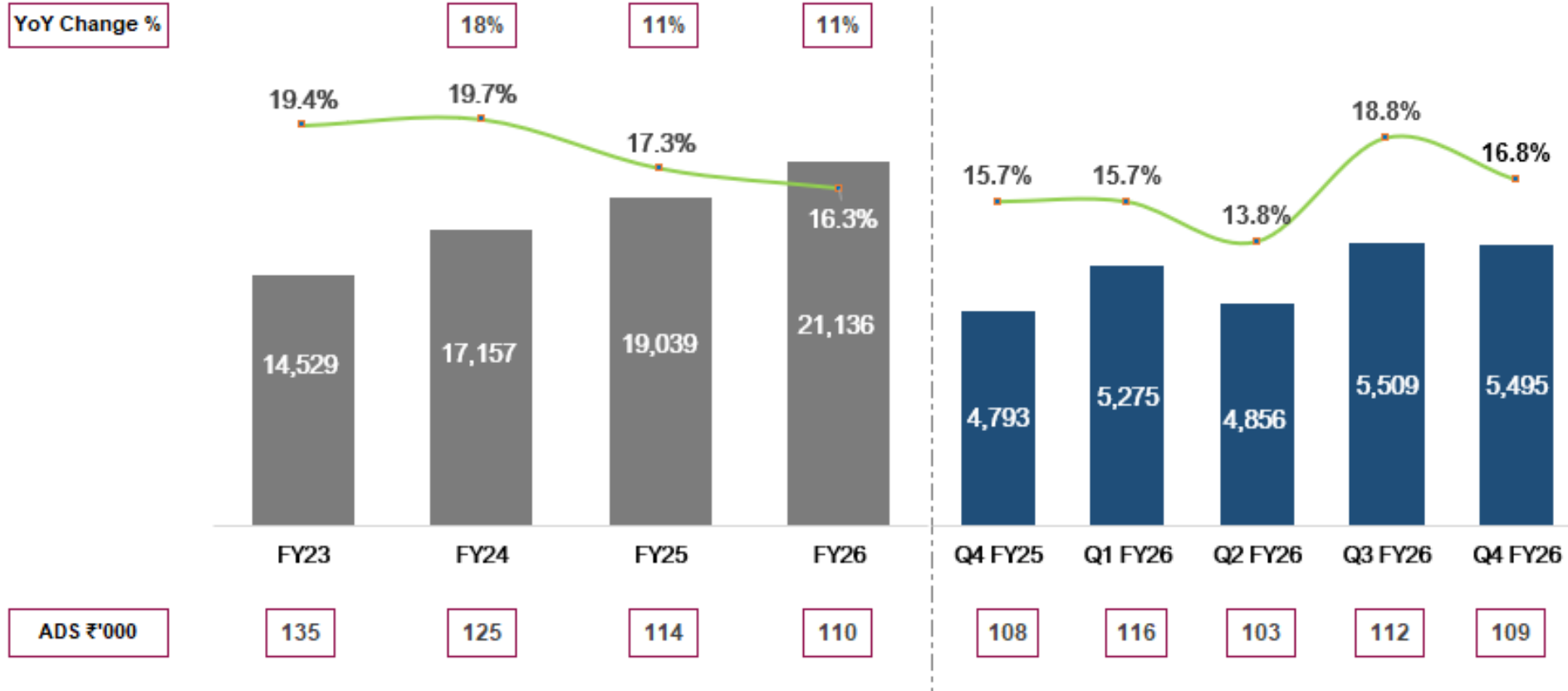


RESTAURANT EBITDA(%)#



Restaurant EBITDA is before Ind-AS 116 adjustments

Rest. SALES (₹MN) & Rest. EBITDA(%)#



Restaurant EBITDA is before Ind-AS 116 adjustments



FLIP TO THE CHEESE



Pizza Hut Brand Priorities



Taste Superiority through Pizza & sides innovation

Actions:

- New Crafted Flatzz launched in Jan'26
- Baked chicken wing



Differentiated Dine-In Experience (like Casual Dine-In Restaurants)

Actions:

- Dine-In speed of service metrics continue to improve



Hot n Fresh Delivery Experience

Actions:

- Google, Swiggy & Zomato average ratings across the network ≥ 4.0



Competitive Value for money

Actions:

- Exclusive Dine In offers
- 4 course meal at ₹99/-
 - Unlimited Pizza Friday
 - Buy 1 Get 3



Cautious store expansion (~1000/1200 sqft. stores)

Actions:

- No expansion in CY25



Mass media advertising to drive consumer awareness & consideration

Actions:

- Tamil Nadu delivered double digit delta performance w.r.t. SSSG% & Rest. EBITDA% for the year with a strong dine in performance

Pizza Hut Brand Priorities | New Products



NEW!
CRAFTED FLATZZ
 LIGHT ON CRUST,
 BIG ON FLAVOUR.

INTRODUCING!
CRAFTED FLATZZ

2 for ₹658
₹499*

CRAFTED IN
7 BOLD FLAVOURS

FEED GOOD TIMES

Wheat Soya Milk

AN AVERAGE ACTIVE ADULT REQUIRES 2,000 KCAL ENERGY PER DAY, HOWEVER CALORIE NEEDS MAY VARY. FOR MEALS, REFER TO NUTRITION DATA OF INDIVIDUAL PRODUCTS. FOR DETAILED NUTRITIONAL DATA, PLEASE REFER TO THE NUTRITIONAL INFORMATION BOOKLET AVAILABLE AT STORE OR VISIT WWW.PIZZAHUT.CO.IN.
 *T&Cs Apply. For more details, visit pizzahut.co.in. Masala Lemonade May be made using 7UP or 7up Zero sugar as per availability. Pepsi, Pepsi Zero Sugar, Mirinda, 7UP, 7up Zero Sugar, Masala Lemonade - CARBONATED WATER, CONTAINS CAFFEINE. CONTAINS NON-CALORIC SWEETENERS. THESE CARBONATED WATER CONTAIN AN AD MIXTURE OF ASPARTAME, SUCRALOSE AND ACESULFAME POTASSIUM. NOT RECOMMENDED FOR CHILDREN, PREGNANT OR LACTATING WOMEN.

SPICY, SAUCY, BAKED!
 FRIED? Nah!
10 PC CHICKEN WINGS

~~₹549~~
₹399*

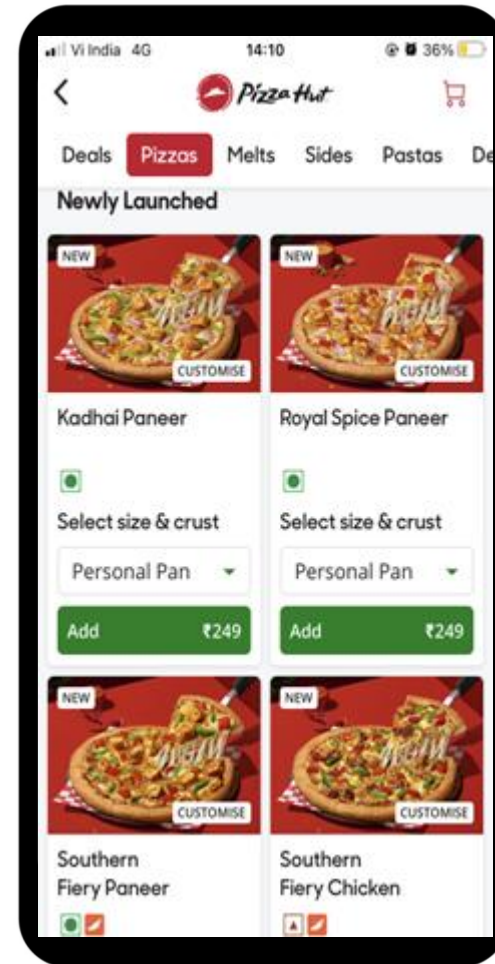
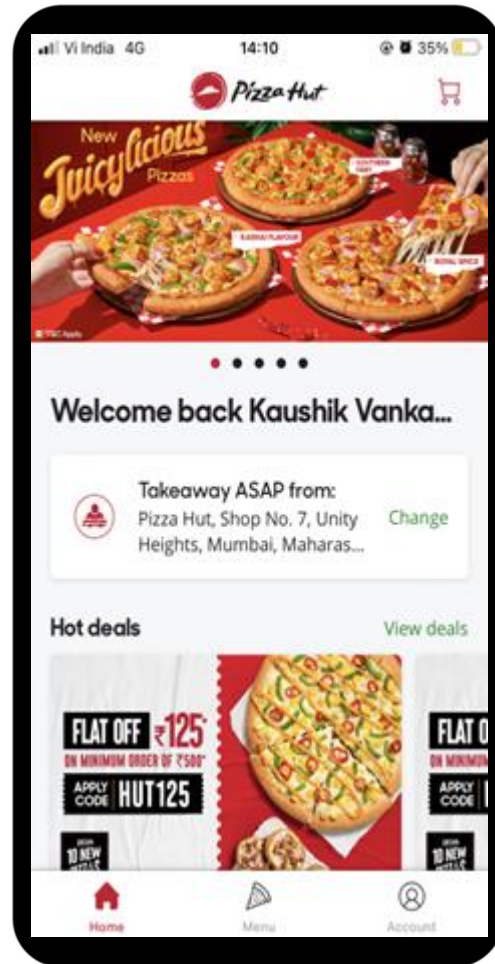
KEEP IT COOL

~~AT JUST ₹119~~
₹99*

Pizza Hut Brand Priorities | New Products

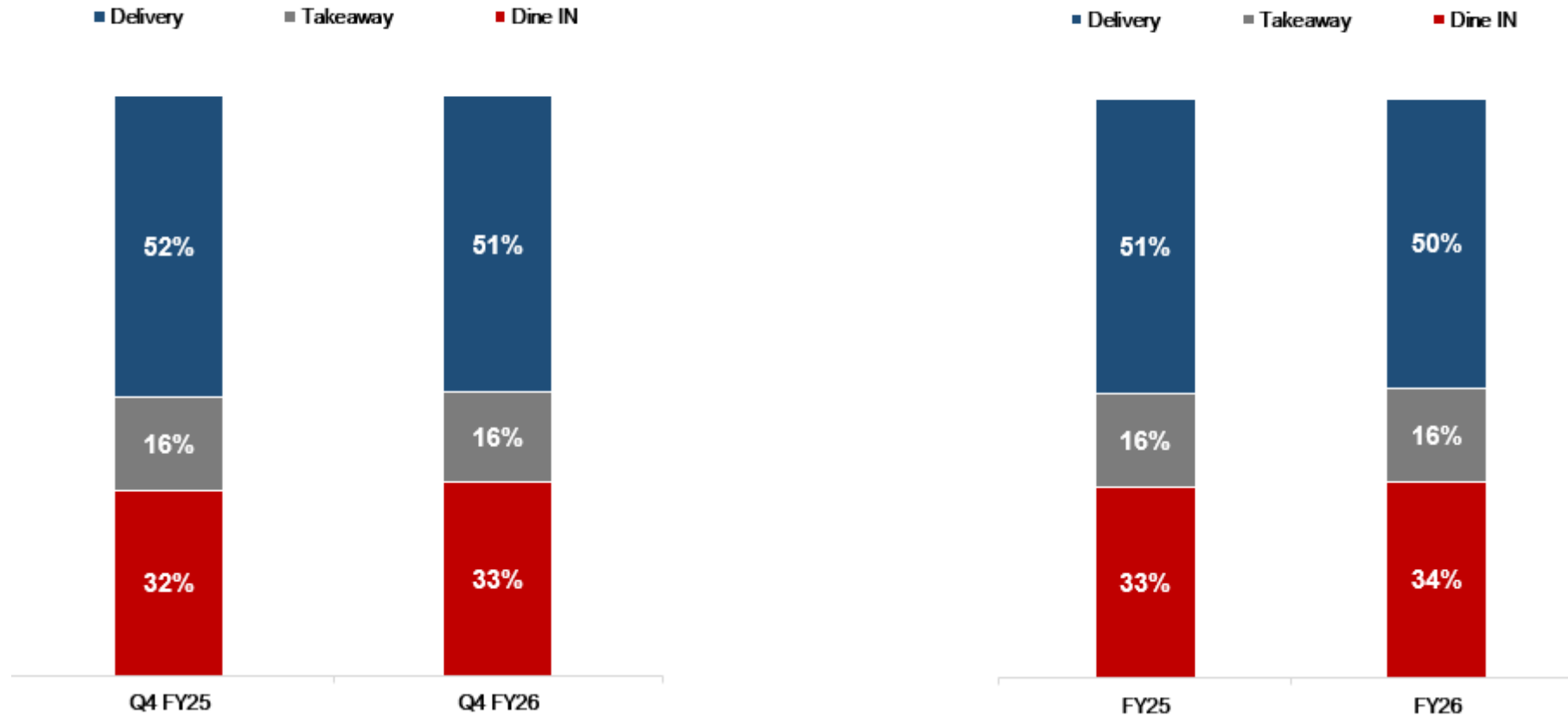


Pizza Hut Brand Priorities | Digitization



Total App Downloads – **29 Mn+**
Monthly Active Users – **0.8 Mn+**

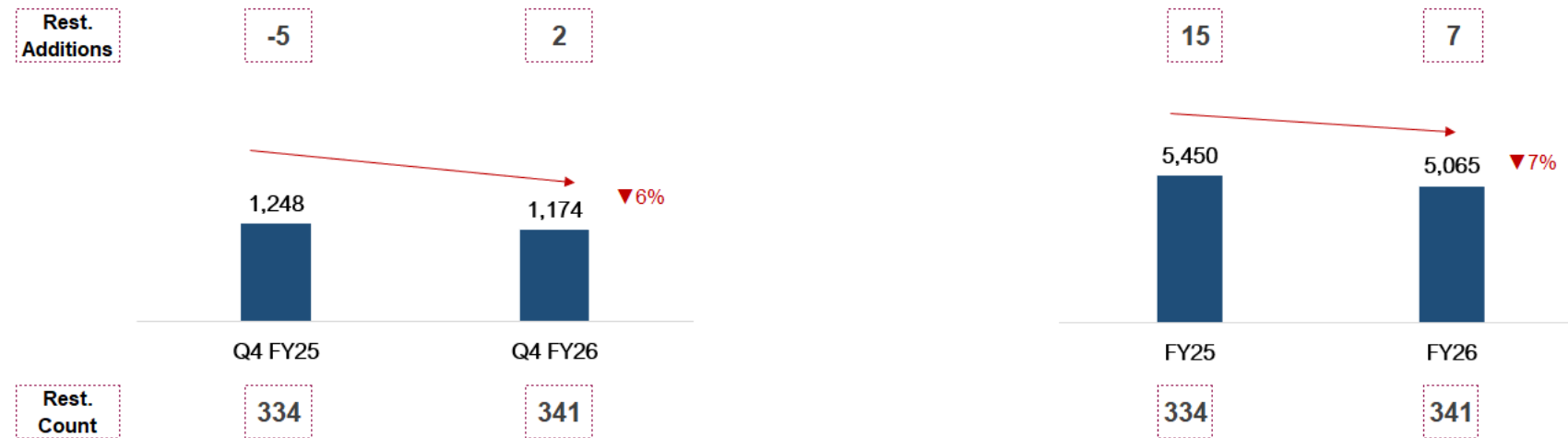
CHANNELWISE SALES MIX



AVERAGE DAILY SALES (₹ '000)



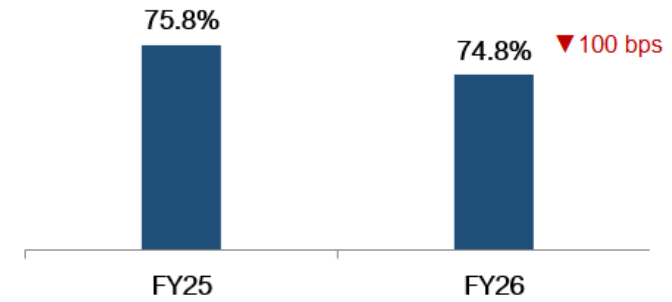
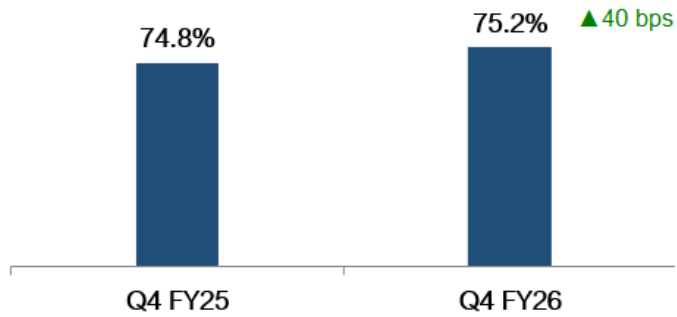
RESTAURANT SALES (₹MN)



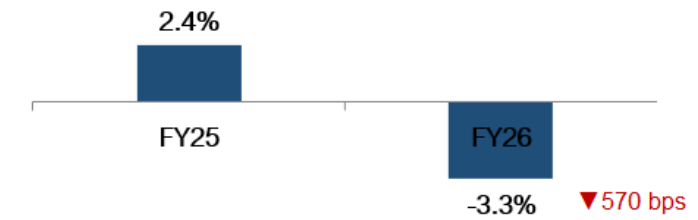
Pizza Hut India Q4FY26



GROSS MARGIN%



RESTAURANT EBITDA(%)#

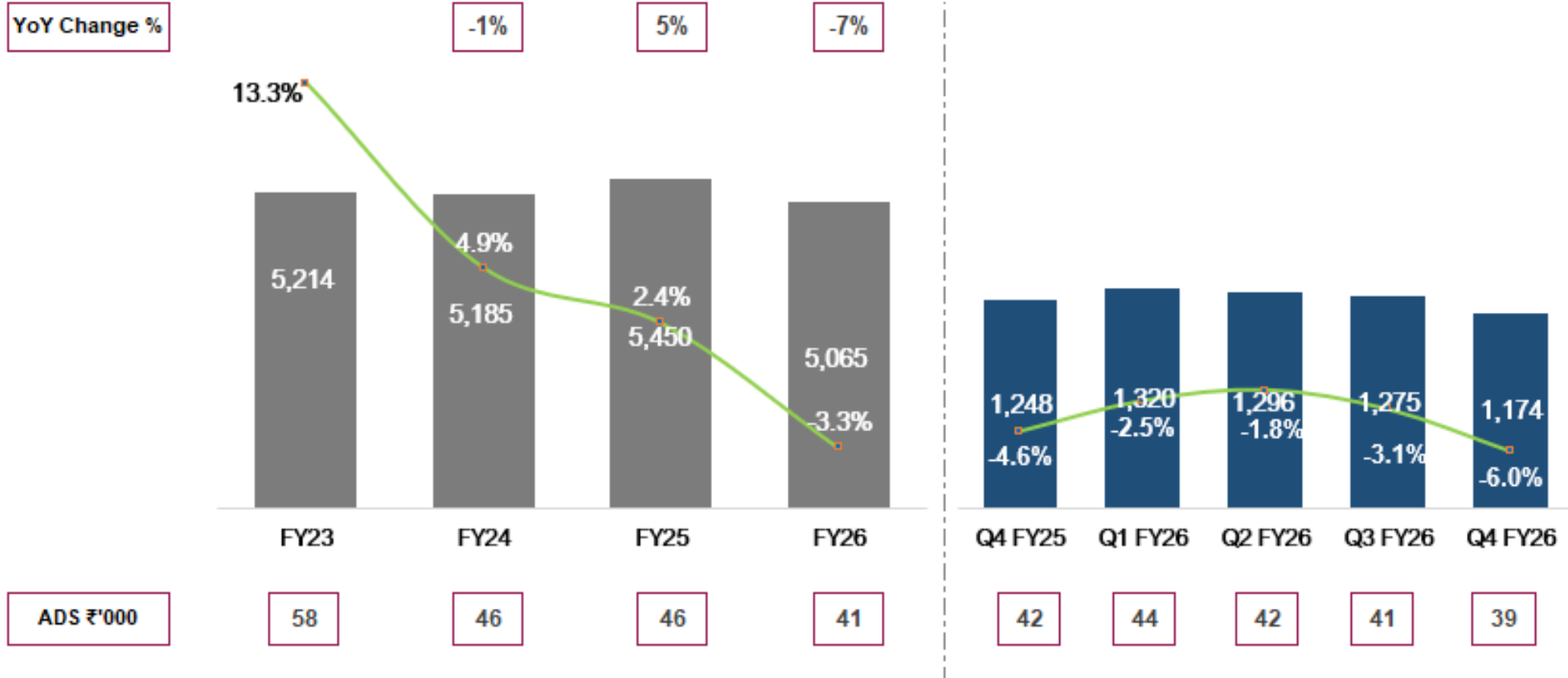


Restaurant EBITDA is before Ind-AS 116 adjustments

Pizza Hut India Q4FY26



Rest. SALES (₹MN) & Rest. EBITDA(%)#



Restaurant EBITDA is before Ind-AS 116 adjustments



Sri Lanka
Business Performance



Sri Lanka Branding and Promotions



THRILLING THURSDAYS!

BUY 1 LARGE PAN OR ULTIMATE CHEESE CRUST PIZZA & GET 1 MEDIUM PAN PIZZA FREE
(SAME OR LESSER RANGE)

ENJOY 50% OFF ON ANY APPETIZER WITH THIS OFFER (UP TO 4 PORTIONS)

VALID ONLY TODAY!

Pizza Hut (0112) 729 729 (0117) 729 729 ORDER ONLINE www.pizzahut.lk

LUNCH TIME DEALS

TILL 31ST JANUARY 2026 FROM 11AM TO 3PM

1 BAKED RICE	RS. 700 SAVE RS.120
1 BIRIZZA	RS. 900 SAVE RS.210
1 PASTA*	RS. 950 SAVE RS.250

ADD-ONS AVAILABLE EXCLUSIVELY FOR DINE IN ORDERS EXTRA CHARGE FOR TAKEAWAY & DELIVERY

Pizza Hut

MEGA MONDAY

PAN 4 ALL

BUY 4 DELIGHT PERSONAL PAN PIZZAS FOR RS. 2450
(UPGRADES ARE AVAILABLE FOR AN ADDITIONAL PRICE)

VALID ONLY TODAY T&C APPLY.

Pizza Hut (0112) 729 729 (0117) 729 729 ORDER ONLINE www.pizzahut.lk

Pizza Hut

BUY 1 LARGE PAN PIZZA & GET 1 LARGE PAN PIZZA FREE
(SAME OR LOWER RANGE)

WHEN YOU PAY WITH YOUR UNION BANK CREDIT CARD.

VALID ONLY TODAY

*Conditions Apply

UNION BANK CREDIT CARDS

Sri Lanka New Restaurants



UNAWATUNA



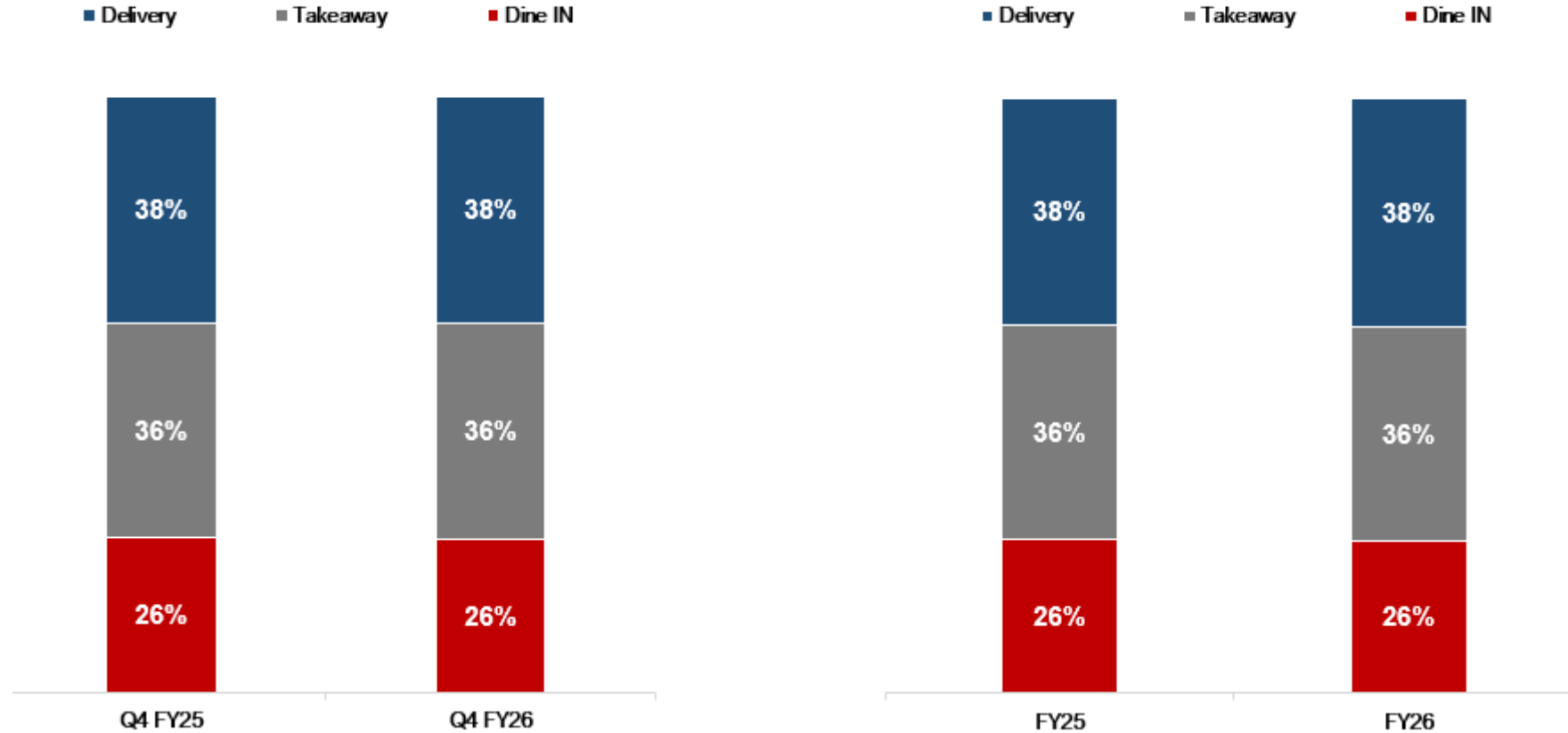
WARIYAPOLA



KELANIYA



CHANNELWISE SALES MIX




Sri Lanka Business Q4FY26



AVERAGE DAILY SALES (LKR '000)

SSSG%




AVERAGE DAILY SALES (INR '000)

Rest. Count



Note: LKR to INR conversion rate of 0.289 for Q4 FY26 and 0.282 for Q4 FY25

RESTAURANT SALES (LKR MN)



RESTAURANT SALES (₹MN)

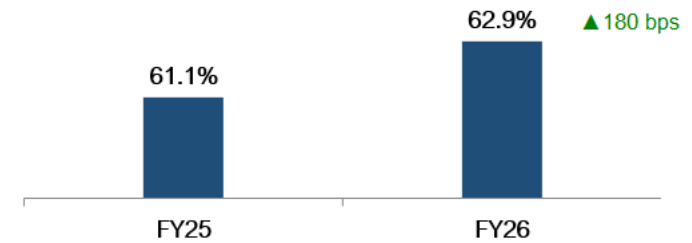
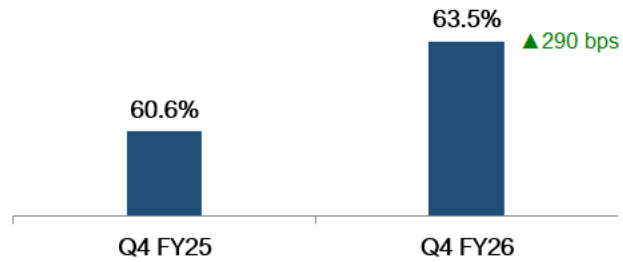


Note: LKR to INR conversion rate of 0.289 for Q4 FY26 and 0.282 for Q4 FY25

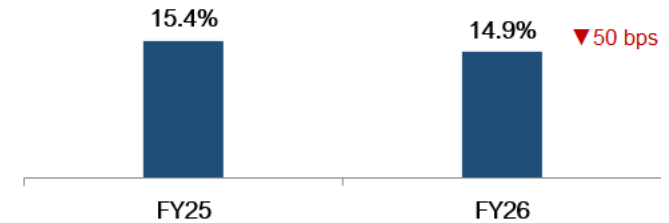
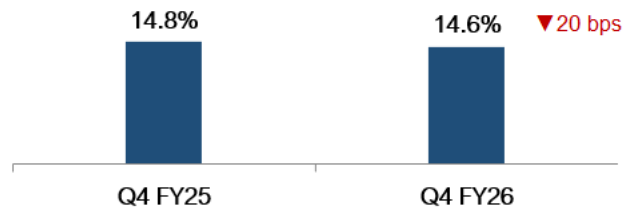
Sri Lanka Business Q4FY26



GROSS MARGIN%



RESTAURANT EBITDA(%)#



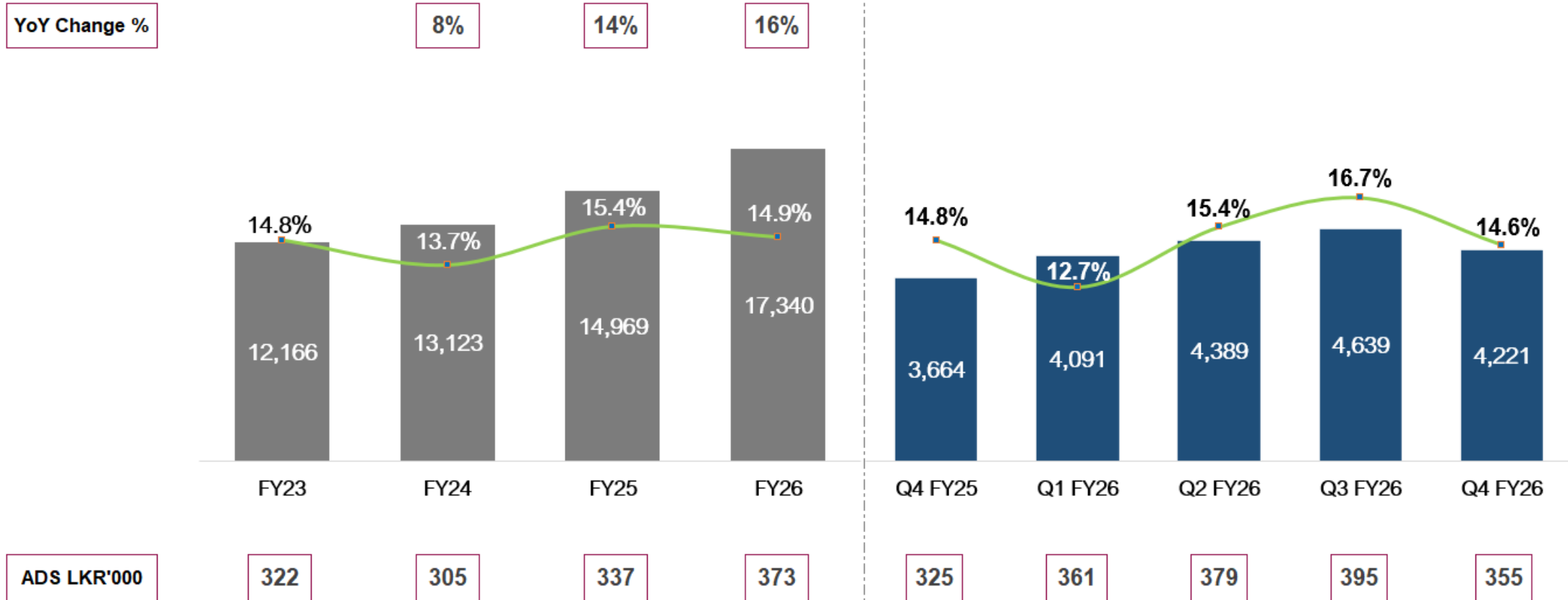
Absolute Rest. EBITDA increased by 14 % in LKR terms (increased by 15% in INR terms)

Restaurant EBITDA is before Ind-AS 116 adjustments

Sri Lanka Business Q4FY26



Rest. SALES (LKR MN) & Rest. EBITDA(%)#



#Average daily sales is for all restaurants including new additions during the period

Sapphire Recognized As Exceptional Workplace



- Sapphire Foods India Recognised as Gallup Exceptional Workplace
- One of the only 4 Indian organisations to be recognised
- The only Indian QSR organisation to be recognised from the country
- 6th consecutive year of being a top-quartile workplace globally



SapphireFoods

Thank You

Sapphire Foods India Limited
CIN: L55204MH2009PLC197005
702, Prism Tower, A-Wing, Mindspace, Link Road,
Goregaon (West), Mumbai - 400062. India

kaushik.vankadkar@sapphirefoods.in
www.sapphirefoods.in

Investor Relations Partner:
Vogabe Advisors Private Limited
Ms. Himani Singla

sapphirefoods@vogabe.com
+91 9569926021 | www.vogabe.com