

WEL/SEC/2026

May 14, 2026

To,

BSE Limited Corporate Relationship Department, 2 nd Floor, New Trading Wing, Rotunda Building, P.J. Towers, Dalal Street, Mumbai – 400 001. Scrip Code: 532553	National Stock Exchange of India Limited Exchange Plaza, 5 th Floor, Plot No. C-1, Block-G, Bandra-Kurla Complex, Bandra (East), Mumbai – 400 051. NSE Symbol: WELENT
--	---

Dear Madam / Sir,

Sub: Investor Presentation pursuant to Regulation 30 of the SEBI (Listing Obligations and Disclosure Requirements) Regulations, 2015 (“SEBI Listing Regulations”)

Pursuant to Regulation 30 of the SEBI Listing Regulations, please find attached the Investor Presentation on the Audited Consolidated and Standalone Financial Results of the Company for the quarter and year ended March 31, 2026.

The same is also updated on the website of the company at www.welspunenterprises.com

You are requested to take the above information on record.

Thanking you,

For **Welspun Enterprises Limited**

Nidhi Tanna
Company Secretary
ACS-30465

Encl.: As above

Welspun Enterprises Limited

Welspun House, Kamala City, Senapati Bapat Marg, Lower Parel (W), Mumbai 400013, India

T: +91 22 6613 6000 / 2490 8000 | F: +91 22 2490 8020

E-mail: companysecretary_wel@welspun.com | Website: www.welspunenterprises.com

Registered Address: Welspun City, Village Versamedi, Taluka Anjar, District Kutch, Gujarat 370110. India

T: +91 28 3666 2222 | F: +91 28 3627 9010

Corporate Identity Number: L45201GJ1994PLC023920

WELSPUN ENTERPRISES LIMITED

Q4 & FY26 Investor Presentation
May 14, 2026



BSE: 532553 | NSE: WELENT | ISIN: INE625G01013

Safe Harbor



- The information contained in this presentation is provided by Welspun Enterprises Limited (the “Company”). Although care has been taken to ensure that the information in this presentation is accurate, and that the opinions expressed are fair and reasonable, the information is subject to change without notice, its accuracy, fairness or completeness is not guaranteed and has not been independently verified and no express or implied warranty is made thereto. You must make your own assessment of the relevance, accuracy and adequacy of the information contained in this presentation and must make such independent investigation as you may consider necessary or appropriate for such purpose. Neither the Company nor any of its directors assume any responsibility or liability for, the accuracy or completeness of, or any errors or omissions in, any information or opinions contained herein. Neither the Company nor any of its directors, officers, employees or affiliates nor any other person accepts any liability (in negligence, or otherwise) whatsoever for any loss howsoever arising from any use of this presentation or its contents or otherwise arising in connection therewith.
- The statements contained in this document speak only as at the date as of which they are made, and the Company expressly disclaims any obligation or undertaking to supplement, amend or disseminate any updates or revisions to any statements contained herein to reflect any change in events, conditions or circumstances on which any such statements are based. By preparing this presentation, none of the Company, its management, and their respective advisers undertakes any obligation to provide the recipient with access to any additional information or to update this presentation or any additional information or to correct any inaccuracies in any such information which may become apparent. This document is for informational purposes and does not constitute or form part of a prospectus, a statement in lieu of a prospectus, an offering circular, offering memorandum, an advertisement, and should not be construed as an offer to sell or issue or the solicitation of an offer or an offer document to buy or acquire or sell securities of the Company or any of its subsidiaries or affiliates under the Companies Act, 2013, the Securities and Exchange Board of India (Issue of Capital and Disclosure Requirements) Regulations, 2009, both as amended, or any applicable law in India or as an inducement to enter into investment activity. No part of this document should be considered as a recommendation that any investor should subscribe to or purchase securities of the Company or any of its subsidiaries or affiliates and should not form the basis of, or be relied on in connection with, any contract or commitment or investment decision whatsoever. This document is not financial, legal, tax, investment or other product advice.
- This presentation contains statements of future expectations and other forward-looking statements which involve risks and uncertainties. These statements include descriptions regarding the intent, belief or current expectations of the Company or its officers with respect to the consolidated results of operations and financial condition, and future events and plans of the Company. These statements can be recognized by the use of words such as “expects,” “plans,” “will,” “estimates,” or words of similar meaning. Such forward-looking statements are not guarantees of future performance and actual results, performances or events may differ from those in the forward-looking statements as a result of various factors and assumptions. You are cautioned not to place undue reliance on these forward looking statements, which are based on the current view of the management of the Company on future events. No assurance can be given that future events will occur, or that assumptions are correct. The Company does not assume any responsibility to amend, modify or revise any forward-looking statements, on the basis of any subsequent developments, information or events, or otherwise.
- Any reference herein to "the Company" shall mean Welspun Enterprises Limited, together with its consolidated subsidiaries.

Inside this Presentation

About Welspun World	04
Advantage Welspun Enterprises Ltd.	05
Financials Q4 & FY26	11
Infrastructure play across verticals	15
Welspun Michigan Engineers Ltd.	17
WEL – ESG At the Core	20
Summary Historical Financials	23
Appendix – Project & Investment Details	27



Aunta Simaria Bridge

Welspun^W WORLD

Global Conglomerate

The USD 5 Bn Welspun Group is one of India's fastest growing global conglomerates, with business interests in Line Pipes, Home Textiles, Building Materials, Infrastructure, Water, Steel, Warehousing, New Energy, Advanced Textiles and Flooring solutions.

The group has a strong foothold in 60+ countries and its clientele includes Fortune 500 companies.

USD **5** Bn*
Revenue

USD **1.8** Bn*
Net Fixed Assets

40,000+
Workforce

9
Manufacturing
Facilities in India,
USA, and Saudi
Arabia.

* As on 31st March 2025

welspunenterprises.com

Welspun^W LIVING



Global leader in Home Textiles

Welspun^W ENTERPRISES



Robust portfolio of Roads, Water & Tunnelling Infrastructure projects

Welspun^W
40

Welspun^W CORP



Amongst world's largest Line-Pipe manufacturers

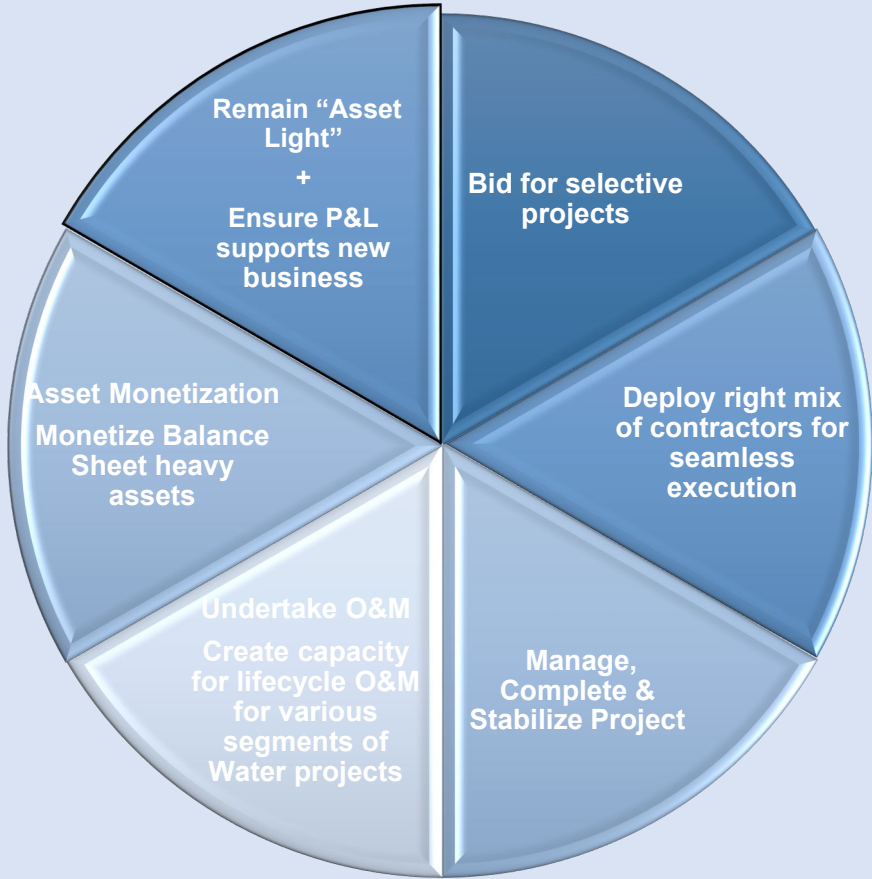
Welspun^W ONE



Integrated Grade-A Warehousing Solutions



Welspun^W ENTERPRISES

Creating Value through a Clear Strategy




Municipal Water Treatment

Industrial Water Supply



Sewerage Treatment

Rural Water Supply



National/State Highways

Tunneling



Independent & Experienced Board



Balkrishan Goenka
Executive Chairman



Rajesh Mandawewala
Non-Executive Director



Sandeep Garg
Managing Director



Deepak Chauhan
Director – Legal & Ethics




S Madhavan
Lead Independent Director
(Ex-PWC, and Member, Eminent Boards)



Dr. Anoop Kumar Mittal
Independent Director
(Ex-CMD, NBCC)



Dr. Aruna Sharma
Independent Director
(Ex-Secretary, Steel)



Raghav Chandra
Independent Director
(Ex-Chairman, NHA)

Through an Experienced Management



Sandeep Garg
Managing Director



Abhishek Chaudhary
CEO (Transportation)



Saurin Patel
CEO, Integrated Water SBU



Asim Chakraborty
Executive Director



Yogen Lal
CEO – Strategy , Business Development



Lalit Jain
Chief Financial Officer



Hardik Dhebar
CFO, WMEL & Head- Finance & Investor Relations- WEL



Lekha Raghavan
Head - HR

Awards, Accreditation & Accolades

Gold Trophy at the 2nd Edition of International Business Conferences OHS & E Excellence Awards



Winner in the Renewable Material Transition category at 2nd Edition FICCI RECEIC Global Symposium on Resource Efficiency & Circular Economy



ASSOCHAM Achiever's Awards 2026 in Innovative Bridge Design category for Aunta-Simaria Ganga Bridge



Outstanding Company in Specialized Construction at EPC World Awards for Aunta-Simaria Ganga Bridge



Innovative Climate Action Award at India Climate Samman 2026 organised by CMAI

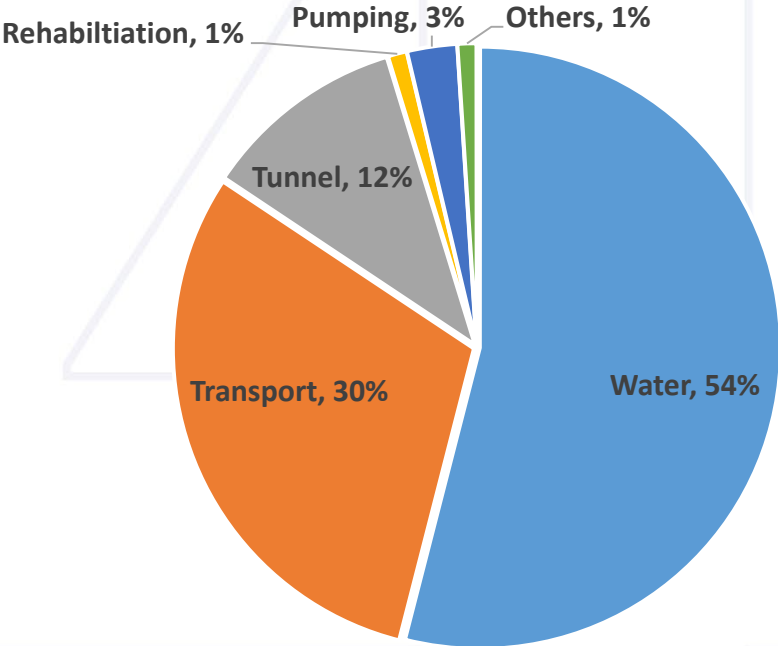


Strong platform set for future growth



Robust portfolio of Water, Tunnelling and Transport

Segment wise Break-up

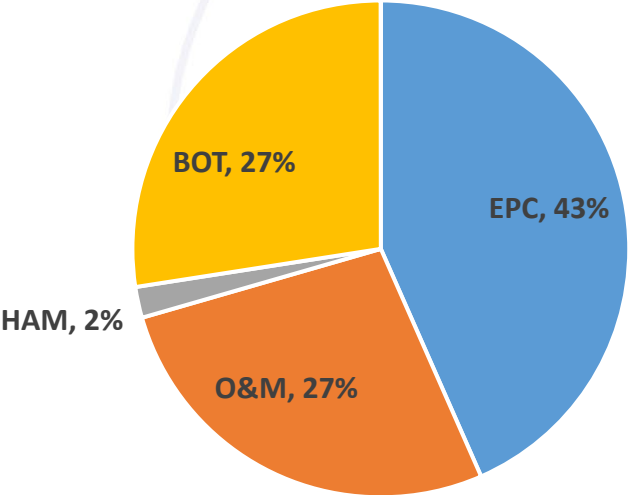


Current order book at

~₹ 19,739Cr.*

Across categories

Category wise Break-up



Current Order Book provides strong growth visibility

* Consolidated order book includes Pune Shirur order, LoA received on 29th April 2026

An aerial photograph of a wide, multi-lane highway stretching into the distance. The road is flanked by black and white striped safety barriers. The surrounding landscape includes green fields, some buildings, and a few vehicles. A blue rectangular overlay is positioned in the upper right corner, containing the word "FINANCIALS" in white, bold, uppercase letters.

FINANCIALS

Income Statement Snapshot – Consolidated



Particulars (₹ Cr)	Q4 FY26	Q4FY25	YoY %	FY26	FY25	YoY %
Revenue from Operations	1,199	1,054	14%	3,615	3,695	-2%
Other Income	32	22	47%	97	97	-1%
Total Income	1,232	1,076	14%	3,712	3,793	-2%
EBITDA	272	207	31%	845	730	16%
EBITDA margin	22.0%	19.3%	278bps	22.8%	19.3%	350 bps
PBT before exceptional items	206	147	40%	594	519	14%
Exceptional (*)	-	1		-49	1	
PBT post exceptional items	206	148	39%	545	520	5%
PAT	163	105	54%	393	354	11%
PAT margin	13.2%	9.8%	341 bps	10.6%	9.3%	125bps

- The exceptional loss is on account of WEL's 35% share in AWEL for the write-off relating to the Kutch oil block.

Income Statement Snapshot – Standalone



Particulars (₹ Cr)	Q4 FY26	Q4 FY25	YoY %	FY26	FY25	YoY %
Revenue from Operations	809	734	10%	2,595	2,827	-8%
Other Income	36	26	41%	116	106	9%
Total Income	845	760	11%	2,711	2,934	-8%
EBITDA	165	122	35%	496	455	9%
EBITDA margin	19.5%	16.1%	345bps	18.3%	15.5%	279bps
PBT	129	112	15%	414	413	-
PAT	93	84	10%	308	308	-
PAT Margin (%)	11.0%	11.1%	-12bps	11.4%	10.5%	88bps

Balance Sheet Snapshot



Returned ~INR 842 crore through buyback & dividends over the last 8 years.

Consolidated Balance Sheet Snapshot (₹ Cr.)	31 ST March 2026	31 ST March 2025
Net worth	3,261	2,709
Gross Debt	1,771	1,300
- Long Term Debt	1,725	1,269
- Short Term Debt (Working Capital Loan)	46	31
Cash & Cash Equivalents [#]	1,728	1,155
Net Debt / (Cash)	43	145
Other Long-Term Liabilities	110	115
Total Net Fixed Assets (incl. CWIP)	212	228
Net Current Assets (Excl. Cash & Cash Equivalents) (adj.)*	275	398
Other Long-Term Investments and Assets (adj.)	2,926	2,343


Standalone Balance Sheet Snapshot (₹ Cr.)	31 ST March 2026	31 ST March 2025
Net worth	3,152	2,690
Gross Debt	-	-
- Long Term Debt	-	-
- Short Term Debt (Working Capital Loan)	-	-
Cash & Cash Equivalents [#]	1,579	1,061
Net Debt / (Cash)	(1,579)	(1,061)
Other Long-Term Liabilities	12	8
Total Net Fixed Assets (incl. CWIP)	28	18
Net Current Assets (Excl. Cash & Cash Equivalents) (adj.)*	187	255
Other Long-Term Investments and Assets (adj.)	1,369	1,364

[#] Includes Fixed Deposits kept with banks & investments

* Mobilization advance has been included into Net Current Assets

Infrastructure play across verticals

Water	Transport	Tunnel
<ul style="list-style-type: none">• Exponential Budgetary surge for creating water infrastructure ~ ₹6 lakh crore between 2020-25 an increase of over ~6x over 2015-20• Technology partners- Xylem, Veolia, etc.• Strengthening O&M capabilities for a sustainable business model.	<ul style="list-style-type: none">• Rapidly expanding highway network ~1,46,000 kms in 2025 to ~1,85,000 kms in 2030• Clear focus on BOT (Toll) and HAM projects• Stringent NHAI norms plus larger project sizes present a strong entry barrier	<ul style="list-style-type: none">• Tunnelling — a solution for urbanization• ~ 3,000 km in 10 years as against ~2,500 km in 75 years.• Enhancing in-house strong & specialized tunnelling capabilities


A large, circular, multi-layered tunnel structure, likely a water tunnel, with a blue overlay containing the company name. The tunnel is constructed from numerous concentric layers of metal or concrete, showing signs of wear and discoloration. The perspective is from the entrance, looking down the length of the tunnel. The blue overlay is positioned in the upper right corner of the image.

**WELSPUN MICHIGAN
ENGINEERS LTD
(WMEL)**


Welspun Michigan Engineers (WMEL)



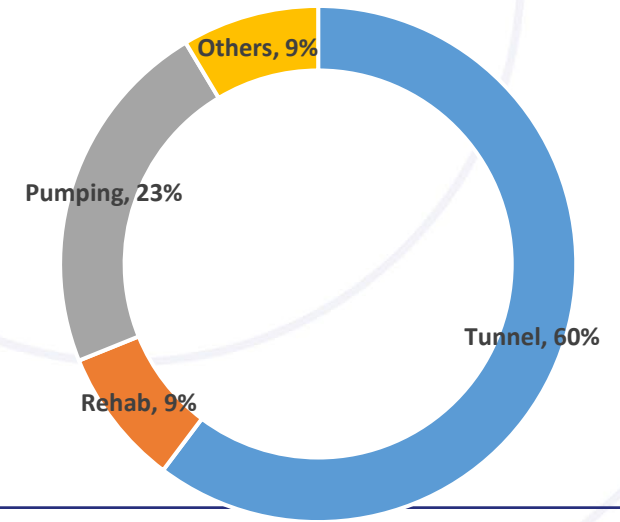
- WMEL (60.09%), subsidiary of WEL, part of Welspun World, established in 1973
- Leading EPC firm in tunnelling and pipeline rehabilitation for water & wastewater



- Pioneer in trenchless technology with presence across tunnelling, micro tunnelling, pumping stations, bridges, and subways
- Strong ties with municipal corporations
- In-house capabilities in engineering, fabrication and assembly



- Executed diverse urban infrastructure projects — marine, drainage, tunnelling, and pumping systems
- Revenue and EBITDA growth over 5 financial years @ CAGR of 34% and 38% respectively
- As on 31st March 2026, Order Book of ~ ₹ 2305 Cr (includes DGT order)



WMEL Order Book break-up (%)

Welspun Michigan Engineers (WMEL) - Snapshot



Financial Snapshot

Financial Year (₹. Cr.)	Q4 FY26	Q4FY25	YoY growth	FY26	FY25	YoY growth
Revenue from operations	351	265	33%	874	668	31%
EBITDA	74	51	45%	185	144	29%
EBITDA Margin	21%	19%		21%	22%	

WEL - ESG At The Core



Green - Sector leader in ESG Rating

ESG Risk Rating*

56

(Progressive Industry Average)

CRISIL

36

(Stable Transition Zone)

Sustainalytics

Carbon Emission

30,855 tCO₂e avoided + sequestered

Water

3,95050 KL rainwater harvested
8,248 KL Construction water saved

Waste

10.03 lakh MT pond ash used
18,647 MT fly ash used
2,375 GGBS used

Board Committees

Audit Committee

- 3 Members - all Independent Directors

Nomination & Remuneration Committee

- 3 Members - all Independent Directors

Share Transfer, Investors' Grievance & Stakeholders' Relationship

- 3 Members - all Independent Directors

Risk Management

- 3 Independent Directors, Managing Director & Director – Legal & Ethics

Environment Social Governance & Corporate Social Responsibility

- 3 Independent Directors

Project Review

- 2 Independent Directors , Managing Director & Director – Legal & Ethics

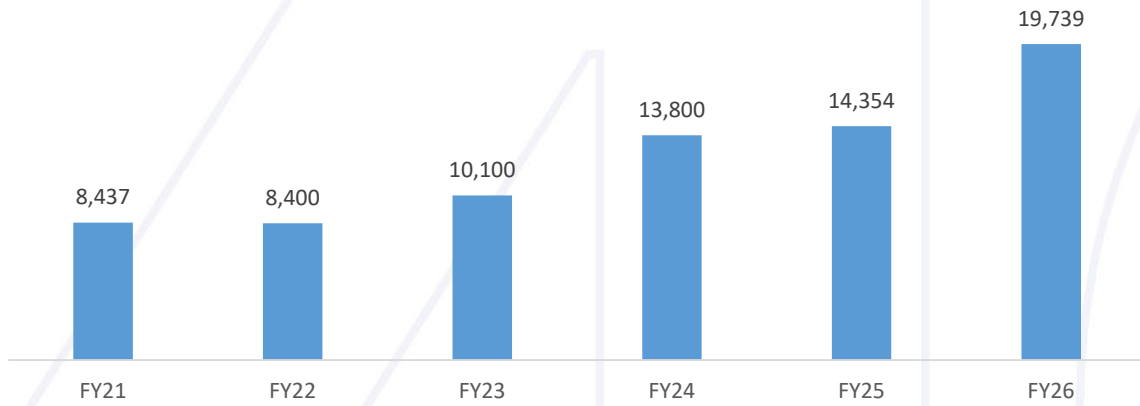
An aerial photograph of a complex multi-level highway interchange. The roads are dark asphalt with white lane markings and are populated with various vehicles including cars, vans, and a bus. The interchange features several overpasses and ramps. In the background, a dense urban cityscape is visible under a clear sky. A blue rectangular overlay is positioned in the top right corner, containing white text.

Summary Historical Financials

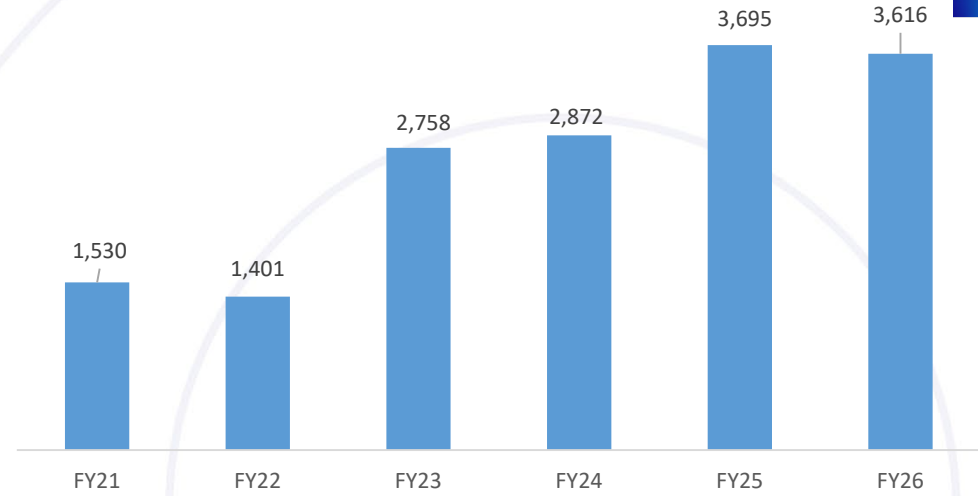
Consistent Performance



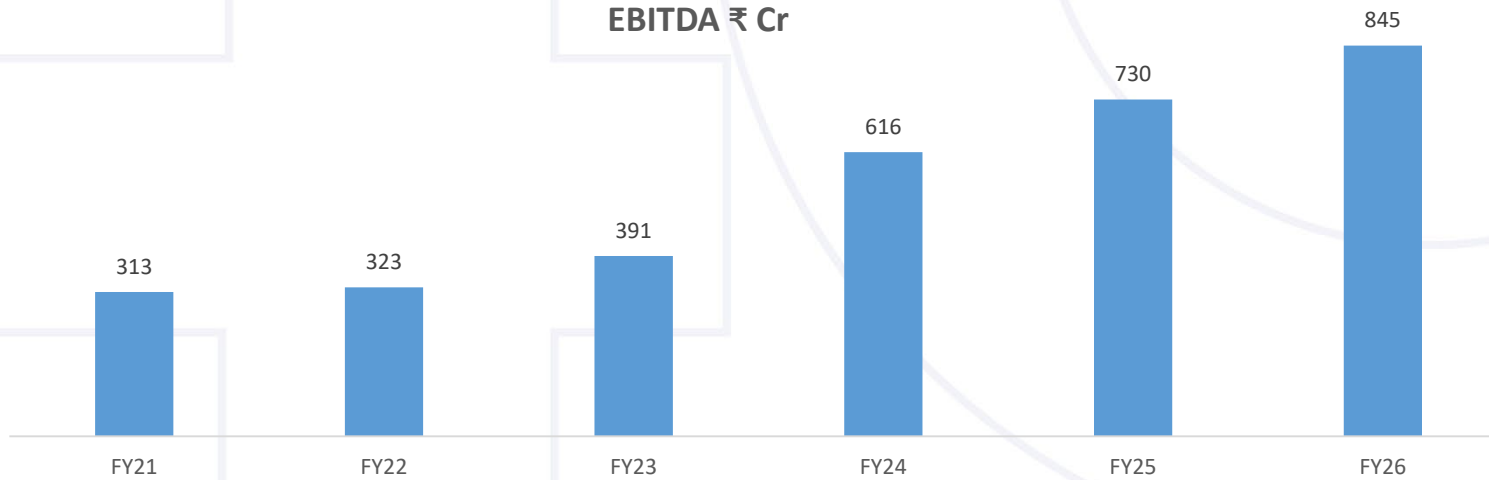
Order book ₹ Cr



Revenue ₹ Cr



EBITDA ₹ Cr



Consolidated financial highlights



Particulars	₹ Cr			
	FY23	FY24	FY25	FY26
Revenue	2,758	2,872	3,695	3,615
EBITDA	391	616	730	845
EBITDA Margin (%)	13	20	19	23
PAT from continuing operations	684*	349	384	406
Net Debt	(1,088)	(214)	145	43
Net Worth	2,362	2,490	2,709	3,261
Long term Investment/ Investment in Associate	258	283	299	266
Payback to Investors	135	292	42	42

Steady & Robust Growth

- EBITDA has grown at a CAGR of 29.4% over FY23-FY26
- Strong operational financials encapsulates our strategy of Value Creation through monetization of projects

*This includes gain from divestment of Road assets to Actis ₹ 483 Cr

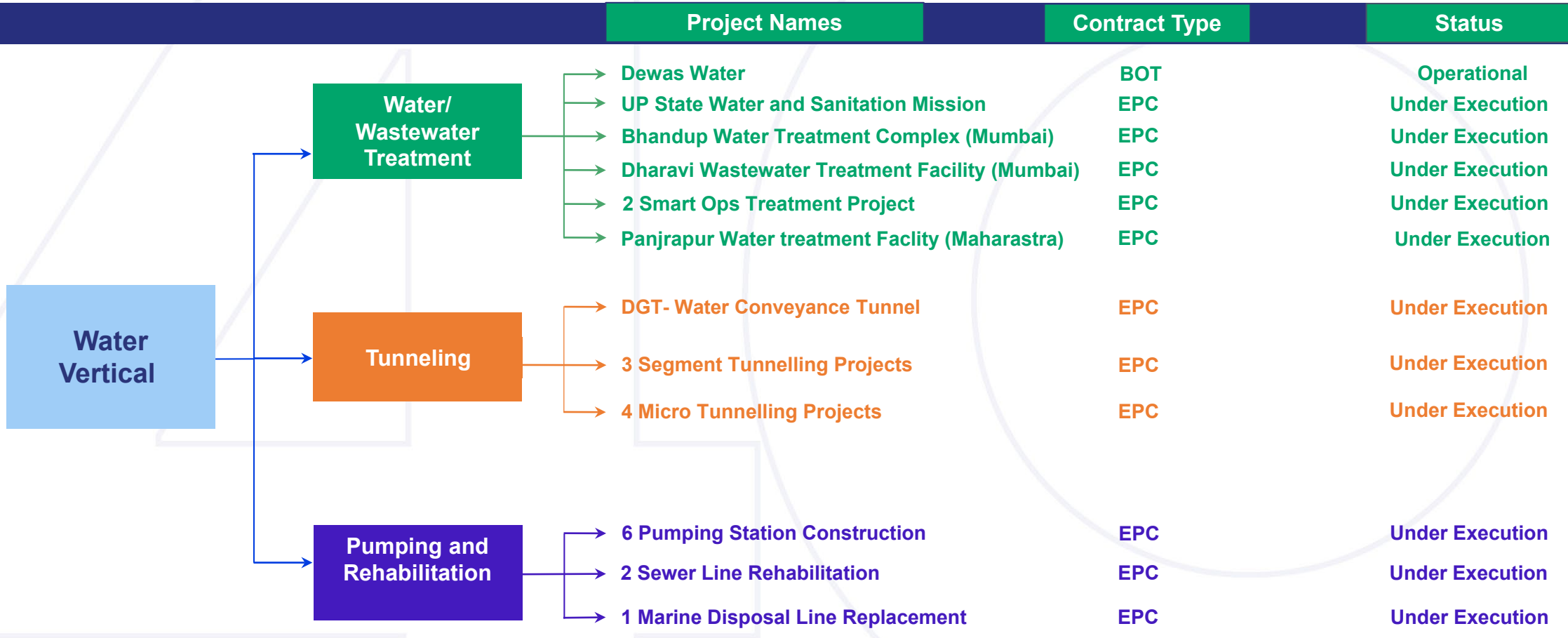


APPENDIX

Existing Portfolio of Projects

- 1 HAM: Aunta - Simaria (Ganga Bridge with Approach Roads). CoD achieved
- 2 HAM: Sattanathapuram – Nagapattinam
- 3 EPC: Varanasi Aurangabad NH2 Project
- 4 EPC: UP State Water and Sanitation Mission
- 5 DBFOT- Pune Shirur Road Project
- 6 EPC: Dharavi Wastewater Treatment Facility (Mumbai)
- 7 EPC: Panjarpur Water Treatment Facility (Mumbai)
- 8 EPC: Bhandup Water Treatment Complex (Mumbai)
- 9 EPC: Water Conveyance Tunnell (Mumbai)
- 10 BOT: Dewas Water
- 11 Investment in oil & gas blocks: potential value accretion
- 12 Portfolio of Welspun Michigan Engineers Projects

Water Vertical Portfolio at a Glance



Transport Portfolio

Transport Vertical

Road Assets

Project Names	Contract Type	Status
Aunta-Simaria (ASRP)	HAM	COD received
Sattanathapuram-Nagapattinam (SNRP)	HAM	Under Execution
Varanasi Aurangabad NH2 Project (VARP)	EPC	Under Execution
Pune Shirur NH-753F	DBFOT	Received LoA

HAM

Aunta-Simaria (Ganga Bridge with Approach Roads)

SCOPE

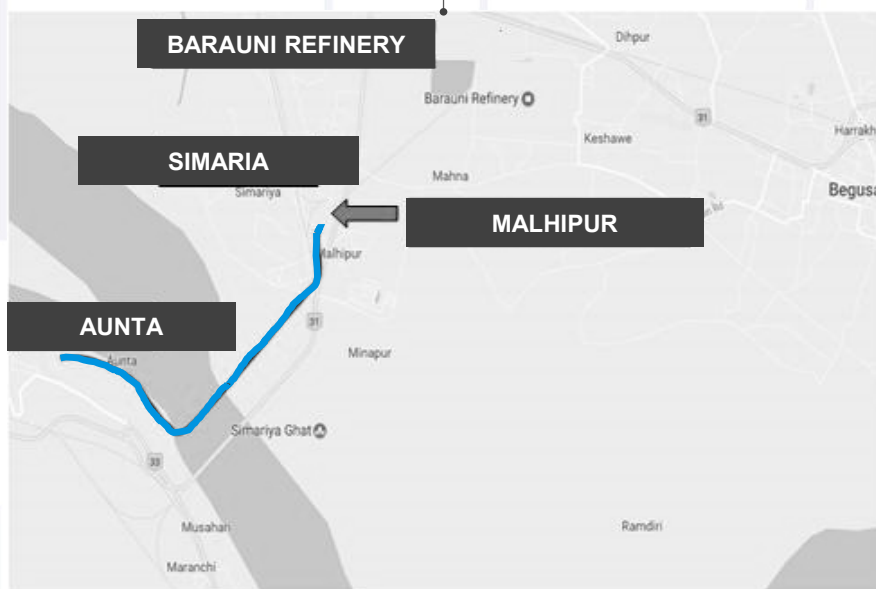
Six- Laning from Aunta-Simaria (Ganga Bridge with Approach Roads) Section from km 197.9 to km 206.1 of NH-31 in Bihar. **Includes widest extradosed bridge on Ganga river**

STATUS

NHAI declared the Appointed Date as 30th August 2018

The project is completed and inaugurated by PM.

Received the Completion Certificate for Project in the month of March



Project details

Project Length (Kms)	08.15 Km
Acquisition Date	Aug 2018
Financial Closure	Achieved
Appointed Date	30 th Aug 2018
Scheduled Construction Period	42 Months [^]
Concession Period after COD	15 Years

[^] PCOD received on 15th May 2025

Project cost & financing * (₹ Cr.)

Bid Project Cost (with escalation)	1,603.0
Means of Finance	
NHAI	624.0
Debt	648.0
Sponsor's Commitment	160.0
First year O&M Payment (excluding escalation)	9.9

HAM

Sattanathapuram-Nagapattinam (SNRP)

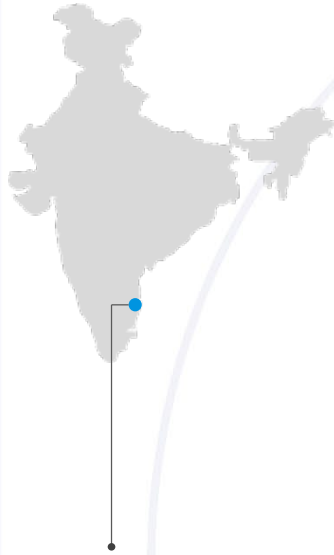
SCOPE

4 laning of Sattanathapuram to Nagapattinam (Design Ch Km 123.8 to Km 179.6) section of NH-45A (New NH -332) in Tamil Nadu

STATUS

Received Appointed Date on 5th October 2020 with 4 lane road & 4 lane structures as against 4 lane road & 6 lane structures specified in the Concession Agreement

The project is under execution, and on the way to completion



Project details

Project Length (Kms)	55.755 Km
Award Date	July 2018
Financial Closure	Achieved
Appointed Date	5 th Oct 2020
Scheduled Construction Period	24 months [^]
Concession Period after COD	15 Years

[^] EOT up to 31st May 2026 received

Project cost & financing * (₹ Cr.)

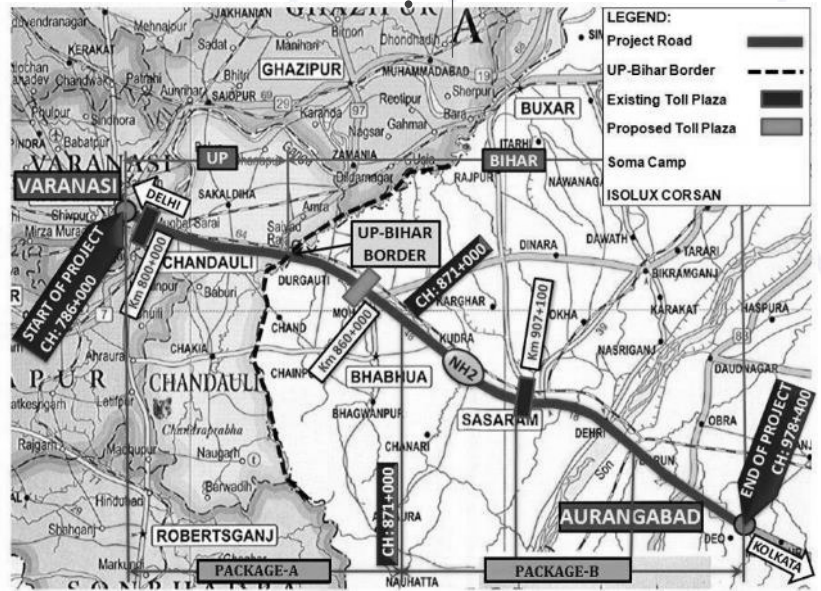
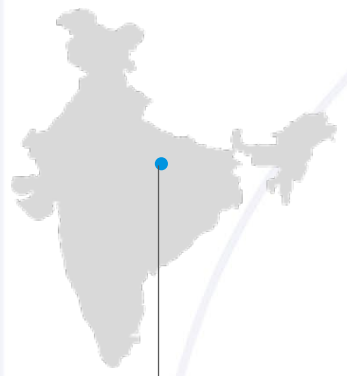
Bid Project Cost (with forecasted escalation)	2,511.0
Means of Finance	
NHAI	1,000.9
Debt	1,057.0
Sponsor's Commitment	272.0
First year O&M Payment (excluding escalation)	5.0

* Forecasted figures

EPC

Varanasi Aurangabad NH2 Project (VARP)

SCOPE
 Six laning of Varanasi – Aurangabad section of NH-2 from km 786.00 to km 978.00 (length 192.400 km) in the State of Uttar Pradesh & Bihar



Project details

Project Length (Kms)	192.4
Original Contract	
Commencement Date	30th Sep 2021
Construction Period	24 Months
Additional Contract	
Construction Start Date	May 2022

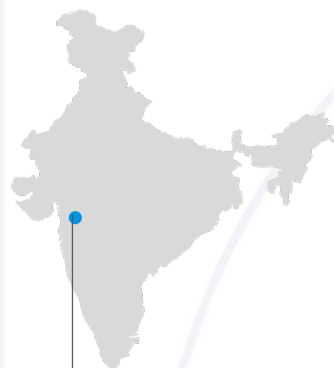
[^] EOT available up to 30th Jun 2025. EOT up to 30th April 2026 is under process with client.

Status

- Total contract value of ~₹ 3,266 Cr. (excluding GST)

DBFOT

Pune – Shirur Elevated Road Project (PSRP)



SCOPE

Construction of Partially Elevated Highway Corridor (4-Lane At-Grade & 6-Lane Elevated Highway) from km. 10+600 to km. 64+000 (Section Pune to Shirur of NH-753F – Design Length 53.40 km.)



Project details

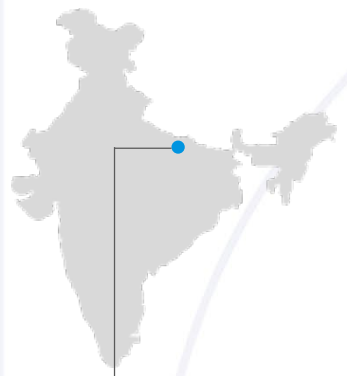
Project Length (Kms)	53.4 Km
LOA Date	29 April 2026
Financial Closure	In Progress
Appointed Date	-
Scheduled Construction Period	48 Months
Concession Period after COD	25 Years

Status

- LOA issued to Subcontractor

EPC

UP State Water and Sanitation Mission



SCOPE

Rural Water Supply project under Jal Jeevan Mission by State Water Sanitation Mission UP, scope includes Survey, Design, Preparation of DPR, Construction, Commissioning and O&M for 10 years of various Rural Water Supply Projects in the State of Uttar Pradesh



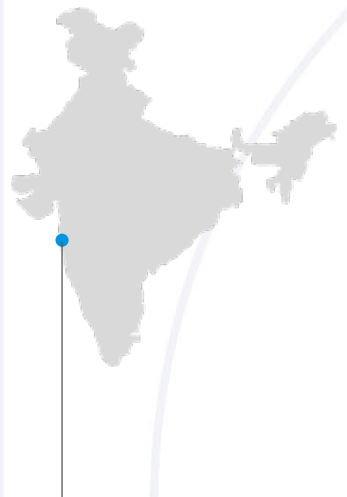
Project details

Project Scope	Water Supply to Villages
Est aggregate contract value (excluding O&M value and GST)	₹ ~ 2,800 Cr.

S No.	Revenue Division	District	No of Villages
1	Varanasi	Jaunpur	747
2	Varanasi	Sant Ravidas Nagar	877
3	Ayodhya	Ambedkar Nagar	241
4	Ayodhya	Amethi	240
5	Meerut	Bulandshahr	439
Total No of Villages			2,544

EPC

Wastewater Treatment Facility - Mumbai Sewage Disposal Project, Dharavi



SCOPE

Design, Build, Operation and Maintenance of 418 MLD Dharavi Wastewater Treatment Facility including 209 MLD Tertiary treatment facility under Mumbai Sewage Disposal Project, Stage II (Priority Works)



Above is a 3-D model

Project details

Contract period	60 Months for Design Build, 15 years of operation and maintenance
-----------------	---

Status

LOA received on May 27, 2022
 Project Commencement date – July 4, 2022
 Total consideration (includes O&M and Asset replacement) of ~₹ 4,636 Cr. (inclusive of GST)

EPC

Dharavi Project - India's First Multi-Storeyed Wastewater Treatment Facility

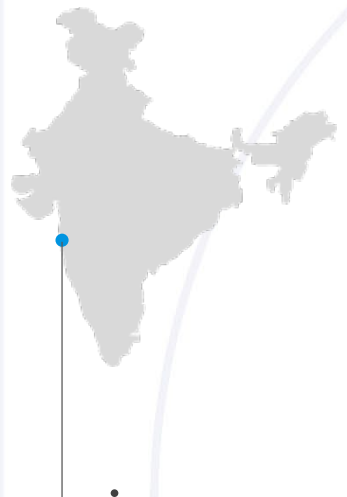
- A first-of-its-kind project in the country, this facility is being constructed vertically, due to the space constraints at the project site.
- Being built on just 12.7 acres of land, it has one of the lowest footprint per MLD
- Capable of treating sewage generated by a population of nearly 3.5 million people
- 50% of this treated wastewater will be tertiary treated



Above is a 3-D render

EPC

Water Treatment Plant – Bhandup Complex, Mumbai



SCOPE
Design, Build, Operation and
Maintenance of 2,000 MLD Water
Treatment Plant at Bhandup
Complex, Mumbai.



Above is an illustrative image

Project details

Contract period	48 Months for Design Build, 15 years of operation and maintenance
-----------------	---

Status

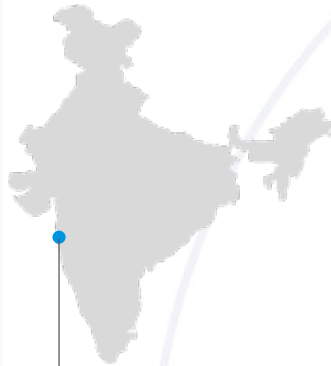
LOA received on Feb 29, 2024

Received Notice to Commence effective July 23, 2024

Total consideration (includes O&M and Asset replacement)
of
~ ₹ 4,123.8 Cr. (inclusive of GST)

EPC

Water Conveyance Tunnel from Dharavi WWTF to Ghatkopar WWTF– Mumbai



Above is an illustrative image

SCOPE

Design and construction of Tertiary Treated Water Conveyance Tunnel of 8.48km length with a 3,500 mm bored diameter.

Project details

Contract period

93 Months for Design Build of a 8.48 km tunnel with a 3,500 mm bored diameter

Status

LOA received on Oct 8, 2024

Received Notice to Commence effective Nov 29, 2024

Total consideration of ~₹ 1,989.4 Cr. (Excluding GST)

EPC

Water Treatment Plant (WTP) at Panjrapur, Maharashtra



Above is an illustrative image

SCOPE

Design, Build, Operation and Maintenance of 910 MLD Water Treatment Plant including comprehensive civil, mechanical, electrical and instrumentation works, along with the construction of a treated water pump and pumping station.

Project details

Contract period	48 Months for Design Build, 15 years of operation and maintenance
-----------------	---

Status

LOA received on Nov 6, 2025

Total consideration including GST ~₹ 3,145 Cr. (includes O&M and Asset replacement ~ ₹1,156 Cr.)

BOT Dewas Water

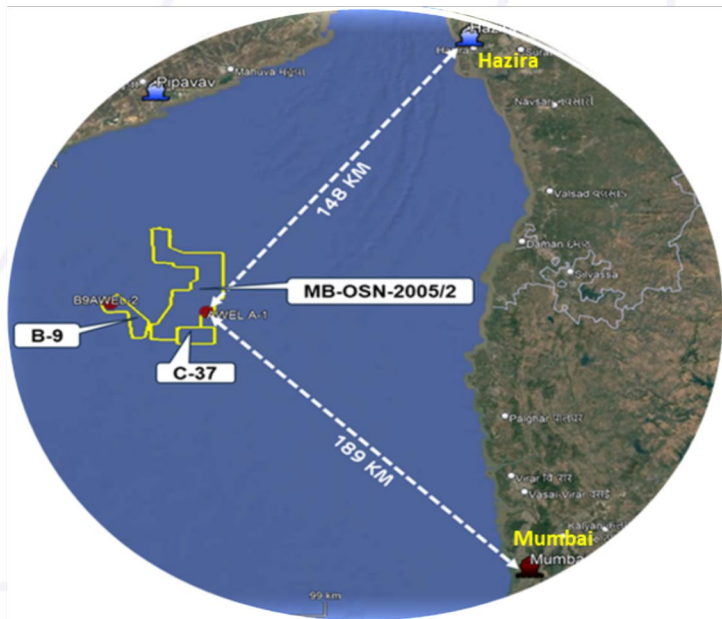
Sector	Project Name	Location	COD	Concession End
Water Supply	Dewas Water*	MP	Apr-20	Jun-37

***Dewas Water – Modified Project**

- Modified project involves the supply of treated water of up to 23 MLD to industrial customers in Dewas
- FY26 revenue stands at ₹ 15 Cr. with EBITDA of ₹ 8.7 Cr.

Oil & Gas

- Collective GIIP* : ~1.1 TCF
- Gas Evacuation Plan Through a National Oil and Gas Company's Network – in advance stages of discussion
- Monetization Expected in FY '29



Location of Fields



Gas Evacuation Schematic

*Gas Initially In Place

THANK YOU

For further details please contact

investorrelations_WEL@welspun.com/Sangeeta_tripathi@welspun.com
Sangeeta Tripathi- Head Investor Relations

CORPORATE OFFICE

WELSPUN ENTERPRISES LIMITED

CIN: L45201GJ1994PLC023920

C/8, BKT House, Trade World, Kamala City,
Senapati Bapat Marg, Lower Parel,
Mumbai - 400 013, India

Welspun[®]
40