

GPTHEALTH/CS/SE/2025-26

February 2, 2026

| | |
|---|--|
| The Department of Corporate Services BSE Limited, Phiroze Jeejeebhoy Towers, Dalal Street Mumbai - 400001 Scrip Code: 544131 | National Stock Exchange of India Limited Exchange Plaza, Plot no. C/1, G Block, Bandra-Kurla Complex, Bandra (E), Mumbai - 400 051 Scrip Symbol: GPTHEALTH |
| ISIN: INE486R01017 | |

Dear Sir/Madam

Sub: Submission of Investor Presentation on Un-Audited Financial Results for the 3rd quarter and nine months (Q3 & 9MFY26) ended December 31, 2025:

In compliance with Regulation 30 read with Schedule III of the SEBI (Listing Obligations and Disclosure Requirements) Regulations, 2015, please find attached herewith a copy of Investor Presentation on the Un-Audited Financial Results for the 3rd quarter and nine months (Q3 & 9MFY26) ended December 31, 2025 for dissemination to general public and Investors.

Kindly take the aforesaid information on record and oblige.

Thanking You,

Yours sincerely,

For GPT Healthcare Limited

ANKUR SHARMA
Digitally signed
by ANKUR
SHARMA
Date: 2026.02.02
16:48:51 +05'30'

Ankur Sharma
Company Secretary and Compliance Officer
M. No A31833

Encl. As Above.

G P T
group

GPT HEALTHCARE LIMITED

Investor Presentation Q3 & 9M'FY26



This presentation and the accompanying slides (the “Presentation”), which have been prepared by **GPT Healthcare Limited** (the “Company”), have been prepared solely for information purposes and do not constitute any offer, recommendation or invitation to purchase or subscribe for any securities, and shall not form the basis or be relied on in connection with any contractor binding commitment whatsoever. No offering of securities of the Company will be made except by means of a statutory offering document containing detailed information about the Company

This Presentation has been prepared by the Company based on information and data which the Company considers reliable, but the Company makes no representation or warranty, express or implied, whatsoever, and no reliance shall be placed on, the truth, accuracy, completeness, fairness and reasonableness of the contents of this Presentation. This Presentation may not be all inclusive and may not contain all of the information that you may consider material. Any liability in respect of the contents of, or any omission from, this Presentation is expressly excluded

Certain matters discussed in this Presentation may contain statements regarding the Company’s market opportunity and business prospects that are individually and collectively forward-looking statements. Such forward-looking statements are not guaranteeing of future performance and are subject to known and unknown risks, uncertainties and assumptions that are difficult to predict. These risks and uncertainties include, but are not limited to, the performance of the Indian economy and of the economies of various international markets, the performance of the industry in India and world-wide, competition, the company’s ability to successfully implement its strategy, the Company’s future levels of growth and expansion, technological implementation, changes and advancements, changes in revenue, income or cash flows, the Company’s market preferences and its exposure to market risks, as well as other risks. The Company’s actual results, levels of activity, performance or achievements could differ materially and adversely from results expressed in or implied by this Presentation. The Company assumes no obligation to update any forward-looking information contained in this Presentation. Any forward-looking statements and projections made by third parties included in this Presentation are not adopted by the Company and the Company is not responsible for such third-party statements and projections.

ARPOB increased 6% YoY to ₹38,797 reflecting strengthened clinical offerings and continued operational efficiencies. Overall network occupancy was 45%. However, excluding the Raipur Hospital, which started during Q1'FY26, the network occupancy marginally improved from 54% to 55% y-o-y.

Our mature hospitals continued to demonstrate resilience, during the period. Steady footfalls and strong community trust contributed to total Revenue of ₹350.5 Cr and PAT of ₹27.7 Cr for the period 9M'FY26. Enhanced throughput, deeper specialty mix, and improved clinical productivity supported profitability while maintaining accessibility.

Commissioned CTVS (Cardiothoracic and Vascular Surgery) in ILS-Dum Dum, ensuring complete cardiac care being provided under one roof.

The Raipur facility, equipped with modern medical technology from inception, is scaling efficiently and the overall operational performance of the facility is improving gradually.

Meanwhile, the 150-bed Jamshedpur tertiary care project is progressing as planned following the MOU signing, with design, planning, and phasing activities underway and aligned to our capital allocation and affordability-focused care.

We continue to maintain our affordable care positioning while improving asset productivity and delivering quality services. Our strategic focus remains on expanding reach and strengthening clinical capabilities to bring advanced, accessible healthcare closer to communities, particularly in Eastern India

GPT Healthcare Limited is a fast-growing hospital platform in Eastern India, operating five, neighborhood tertiary-care hospitals located within densely populated residential areas.

Designed around a proximity-based model, its hospitals offer the reassurance of advanced medical care almost at the doorstep—ensuring high accessibility for patients while enabling strong control over clinical quality, operating standards, and long-term returns on capital.

Led by Dr. Om Tantia, the company follows a disciplined, capital-efficient operating model with advanced capabilities across oncology, cardiology, renal transplants, and robotic surgeries.

With a clearly defined plan to scale to a 1,000-bed network by the year 2027, supported by integrated diagnostics and a strong regional brand, GPT Healthcare is well positioned to capture rising healthcare demand, enhance profitability, and deliver sustained value to investors.



719

Beds- total capacity



115

Full time consultants



630+

Visiting consultants



750+

Robot-enabled Surgeries



NABH & NABL
accreditations

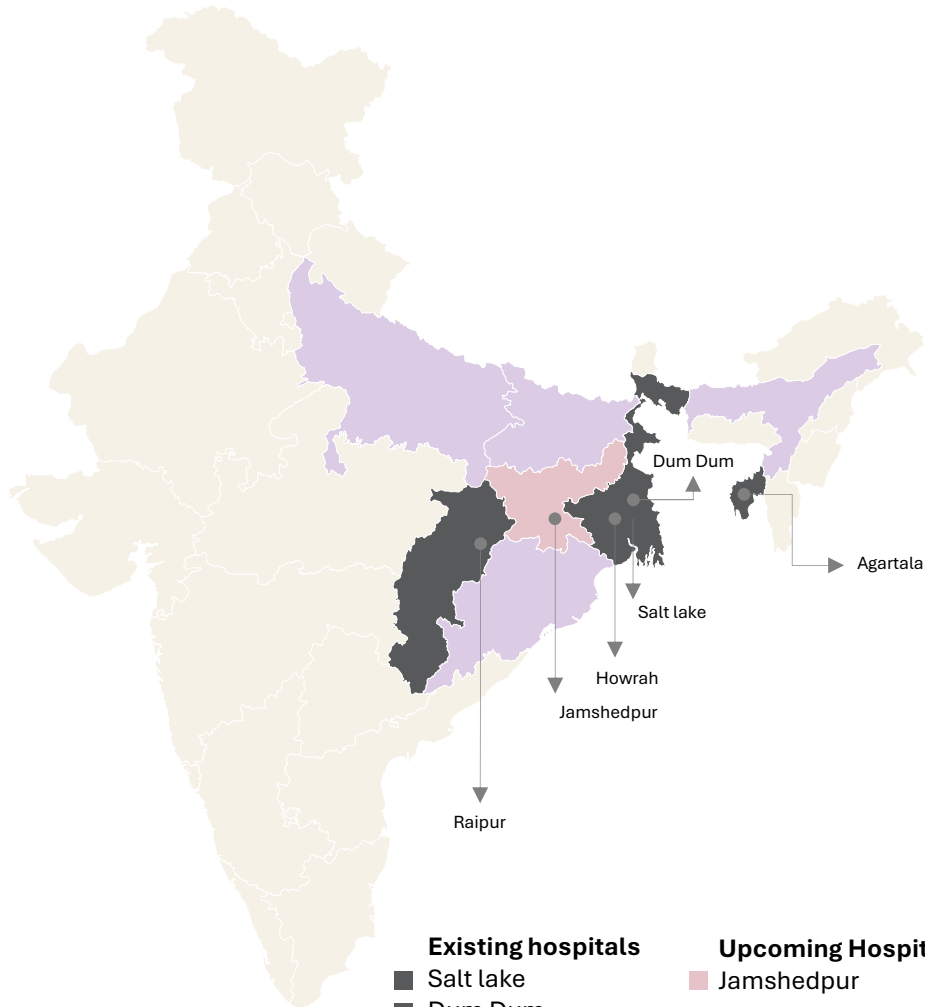


Optimally sized
Hospitals



Financial Snapshot

Financial Snapshot for Q3 & 9M'FY26

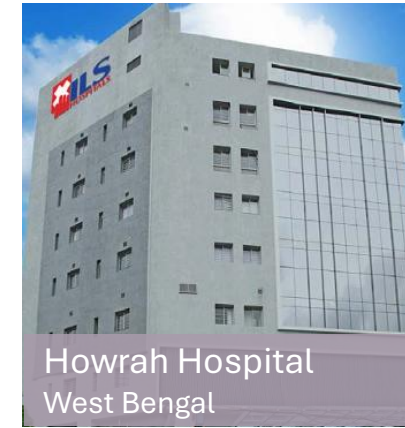



- | | |
|---------------------------|---------------------------------|
| Existing hospitals | Upcoming Hospitals |
| ■ Salt lake | ■ Jamshedpur |
| ■ Dum Dum | |
| ■ Howrah | |
| ■ Agartala | |
| ■ Raipur | |
| | Other proposed Hospitals |
| | ■ |

| Q3'FY26 | | |
|---------------------------------|---|---|
| Revenue | EBITDA & EBITDA Margin | PAT & PAT Margin |
| Rs 121.6 Cr YoY 16.8% | Rs 22.1 Cr (18.2 % Margin) YoY -4.4% | Rs 9.4 Cr (7.7 % Margin) YoY -23.5% |
| ARPOB | | Occupancy Rate % |
| Rs 39,613 | | 45.93 % |
| 9M'FY26 | | |
| Revenue | EBITDA & EBITDA Margin | PAT & PAT Margin |
| Rs 350.5 Cr YoY 12.1% | Rs 65.1 Cr (18.6 % Margin) YoY -6.4% | Rs 27.7 Cr (7.9 % Margin) YoY -25.3% |
| ARPOB | | Occupancy Rate % |
| Rs 38,797 | | 45.11 % |

ARPOB- Average Rate Per Occupied bed

Hospital-wise Performance for Q3 & 9M'FY26



| Year of commissioning | 2000 | | 2011 | | 2013 | | 2019 | | 2025 | |
|---------------------------|--------|--------|--------|--------|--------|--------|--------|--------|--------|--------|
| | Q3 | 9M | Q3 | 9M | Q3 | 9M | Q3 | 9M | Q3 | 9M |
| Bed capacity (No of beds) | 85 | | 205 | | 155 | | 116 | | 158 | |
| Revenue (INR Cr) | 20.5 | 59.9 | 34.4 | 103.6 | 40.1 | 116.6 | 16.6 | 47.4 | 8.8 | 18.7 |
| Occupancy Rate (%) | 64.32% | 62.48% | 49.20% | 51.54% | 65.22% | 64.50% | 44.01% | 42.42% | 14.30% | 11.69% |
| ARPOB (INR) | 40,861 | 40,993 | 37,057 | 35,652 | 43,105 | 42,396 | 35,303 | 34,989 | 42,112 | 41,442 |



Hospital Portfolio

85-bed tertiary surgical hospital with 17 ICUs and 3 OTs, scaled from an 8-bed facility.

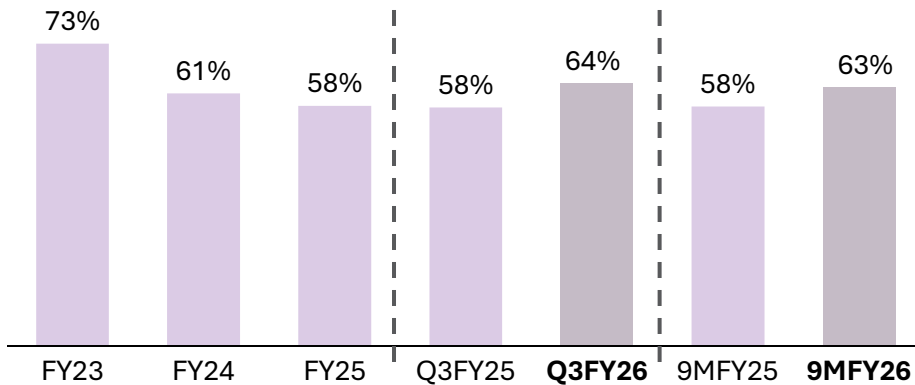
Clinical focus on robotic gastro and bariatric surgeries, enabling higher case complexity.

Specialized care offerings including diabetic foot care and advanced gastroenterology

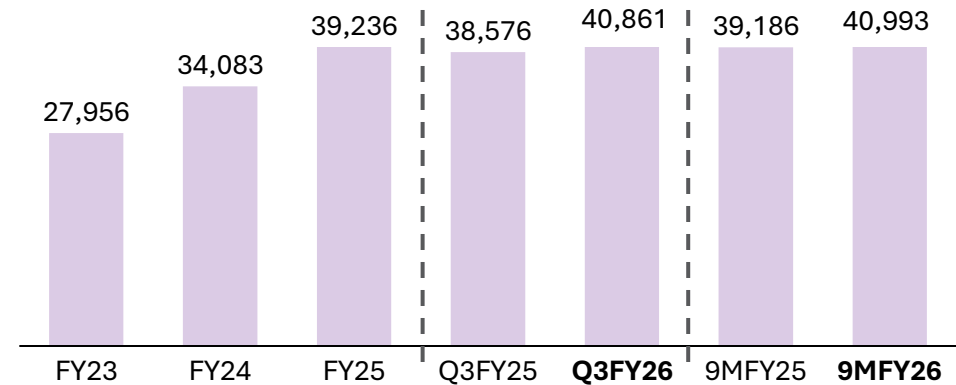
NBE-accredited Minimal Access Surgery department, serving as an FNB training center



Bed Occupancy Rate (%)



ARPOB (INR per day)



205-bed, corporate hospital with 66 ICUs, 8 OTs and 1 Cath lab, offering large-scale critical care capacity

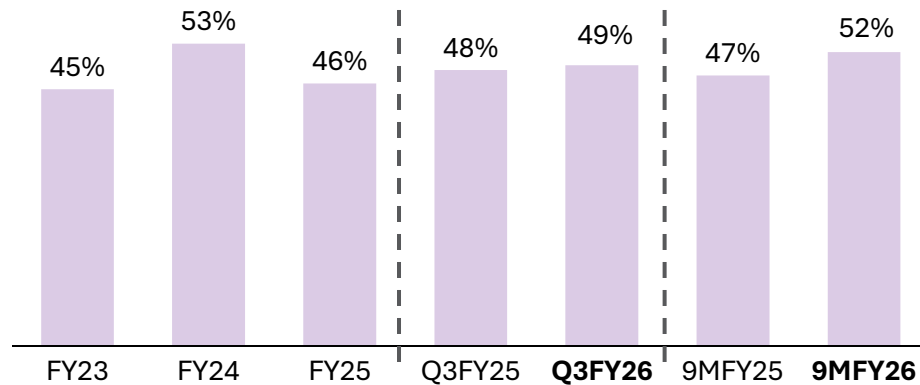
Clinical leadership in the state, with multiple first-in-Tripura procedures including leadless dual chamber implantation and complex vascular stenting

Only private hospital in Tripura accredited by both NABH and NABL, underscoring quality and compliance

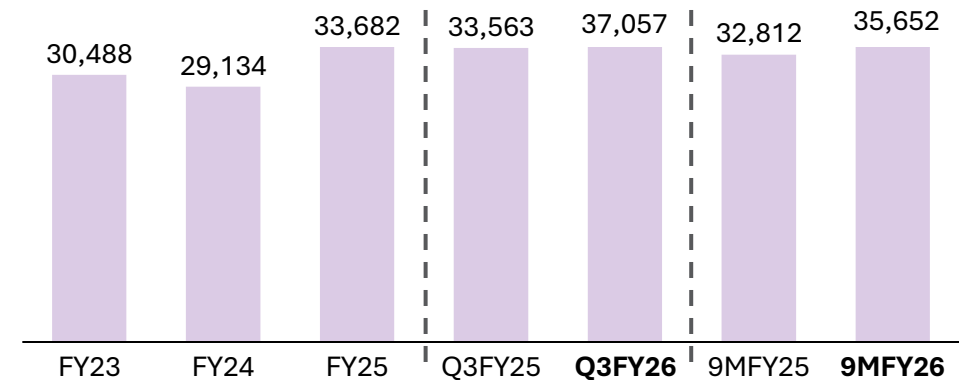
Has evolved into a medical value travel hub, attracting international patients. Among the few hospitals in the region with end-to-end oncology care, supported by LINAC technology



Bed Occupancy Rate (%)



ARPOB (INR per day)



155-bed, tertiary facility with strong focus on multispecialty and critical care delivery

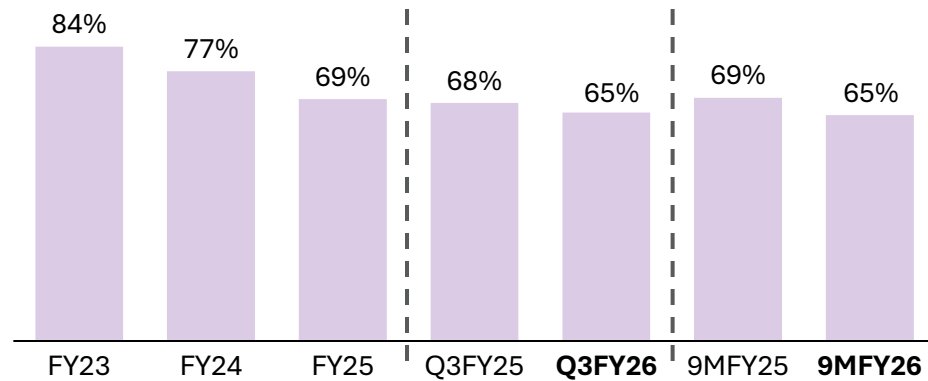
Licensed for renal transplants with upgraded gastroenterology services, forming the core specialty base

Known for renal and cardiac care, with respiratory ICU and cardiac surgery services launched during the last quarter providing complete cardiac care services

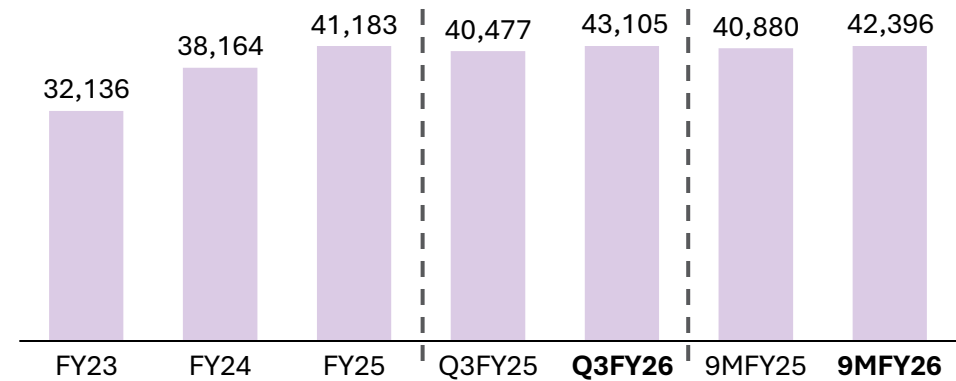
Advanced diagnostic capabilities including MRI, CT, digital X-ray, and 3D imaging for interventional neurology



Bed Occupancy Rate (%)



ARPOB (INR per day)



116 Bed, Multi-specialty tertiary care hospital in Howrah, located near Railway Station, with no competing hospital within a 5-km radius

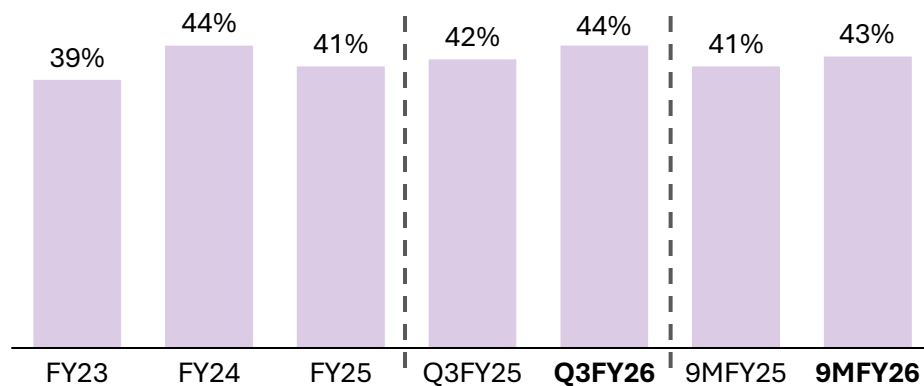
Launched robot-assisted orthopedic surgery, including robotic knee replacements.

Recognized by the CII for excellence in Nursing for their efforts, commitment and contribution.

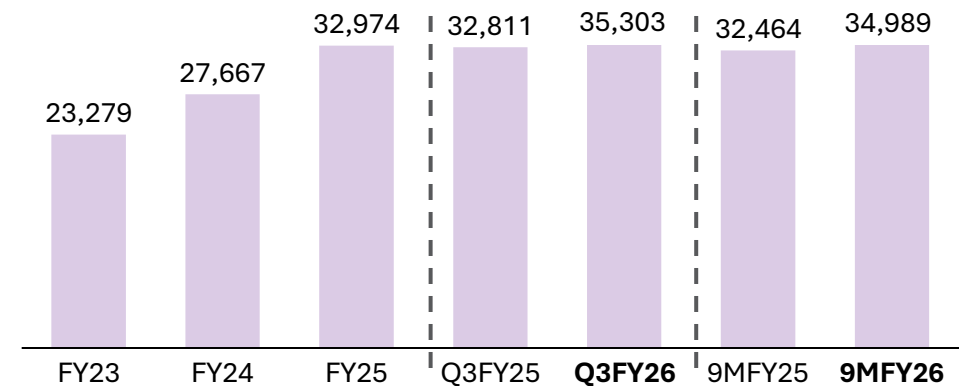
Achieved EBITDA breakeven within 8 months of inauguration, among the fastest breakeven timelines in India's tertiary care hospital sector.



Bed Occupancy Rate (%)



ARPOB (INR per day)



158 Bed, Quaternary care hospital commencing its operations from May 2025, at Pachpedi Naka, serving a large catchment across Raipur, Bilaspur, Durg and Bhilai

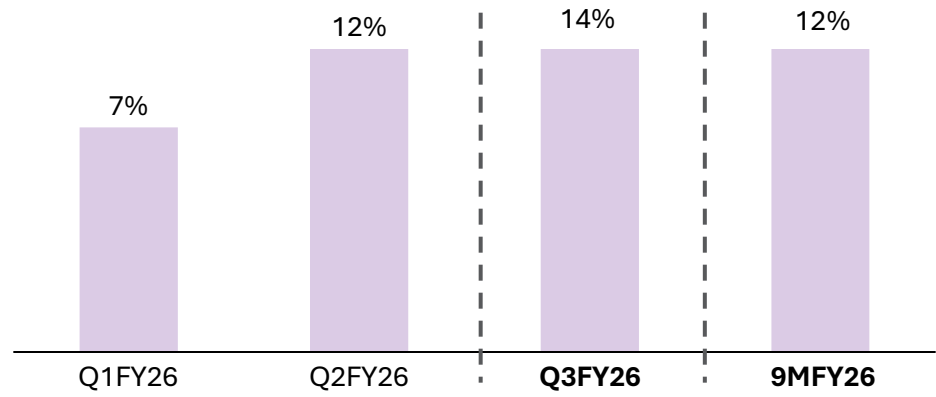
The Renal transplant program is commenced and chemotherapy & oncology surgeries fully operational

Progressive expansion into advanced oncology care and license received for liver transplant services

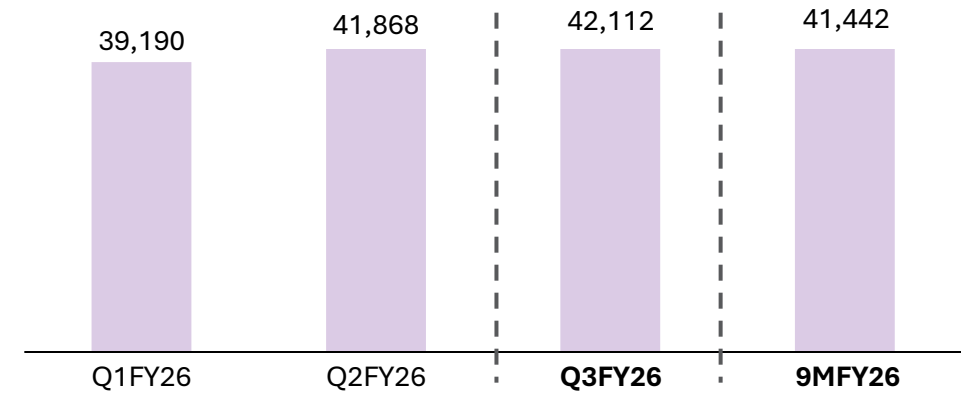
High-end clinical infrastructure, including 3 Tesla MRI, cardiac catheterization lab, and dual-source CT scanner, enabling precision-led care



Bed Occupancy Rate (%)



ARPOB (INR per day)



Our cutting-edge investments



Robotic assisted GI Surgery



MAKO – Orthopedic robot for joint replacement



3 Tesla MRI and Cath Lab Facilities



Well- equipped ICU's and NICU's



Radiation and oncology



State-of-the-art Operation theatres



SPARSH – Healthcare at home for senior citizens

A home healthcare service for senior citizens, offering medical support and personalized care for an affordable annual fee of INR 500. The plan includes monthly doctor visits, routine checks, and discounts on OPD, IPD, diagnostics, and physiotherapy. It provides free sample collection, report delivery, complimentary ambulance (within 5 km), and priority admission



ILS-My Health app enhancing patient convenience

a user-friendly mobile application that enables seamless self-service appointment booking, real-time access to medical records, and instant hospital-related information without human intervention



HMIS enhancing efficiency and patient care

Hospital Management Information System to create a comprehensive digital framework for managing electronic medical records



Advancing healthcare through cutting edge technology

Installed cutting-edge robotic surgical technology in Salt Lake and Howrah Hospital with 750+ robotic surgeries successfully performed from the robot in Salt Lake.

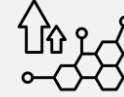


Emerging Markets, Proposition & Path Ahead



High – Multiple Growth expected

Attractive **20x–30x EBITDA** valuations amid strong growth in India's healthcare market.



Medical Tourism growth corridor

Eastern India is emerging as a **hub for international patients** from Bangladesh, Nepal, Bhutan with its market expected to reach **\$13.42 billion by 2026**.



Policy-Backed

INR 99,858 crore healthcare outlay by govt., including Ayushman Bharat and NHM is accelerating demand for more quality-focused health care.



Untapped Rural Healthcare demand

Large gaps in healthcare access in remote regions create **scope for infrastructure development** and outreach programs.



Medical Devices- Scalable growth Market

Technology-enabled hospitals in Tier-2 and Tier-3 cities stand to capture outsized growth as India emerges **as a top-20 global healthcare market for medical devices**



Digital Health Scale- Up Potential

Growing **digital adoption** enables hospital apps to deliver telemedicine, AI diagnostics, and remote monitoring, **enhancing access and lowering costs**.



Global Health-care demand

The global healthcare market is projected to reach **\$ 665.37 billion by 2028.**



Work Force shortage

Persistent **shortages of doctors and nurses** are accelerating the shift toward organized healthcare platforms that can attract talent, standardize care, and scale efficiently



Less Supply & Affordability Gap

India's **~3 million bed shortfall**, combined with rising **disposable incomes**, supports a long-term expansion opportunity for scalable, affordable hospital networks



Government led healthcare infra- development

PM-ABHIM is driving **large-scale investment in healthcare infrastructure and critical care**, supporting long-term capacity expansion and demand growth across the sector



Relief on life saving Drugs

Government **duty exemptions on 36 life-saving drugs** improve affordability and create a demand tailwind for the healthcare sector



Structural Demand Upside

An **ageing demographic profile**, with median age projected at 38.3 by 2050, underpins sustained **demand growth for specialized, chronic, and tertiary hospital services.**



Eastern India Market Leadership

Expand in Eastern India by leveraging strong **regional brand equity** and capitalizing on **rising healthcare demand**.

Strategic Positioning

Leverage strategic locations in **dense residential area near transport hubs** to create easy patient access.

Optimized Price Value Mix

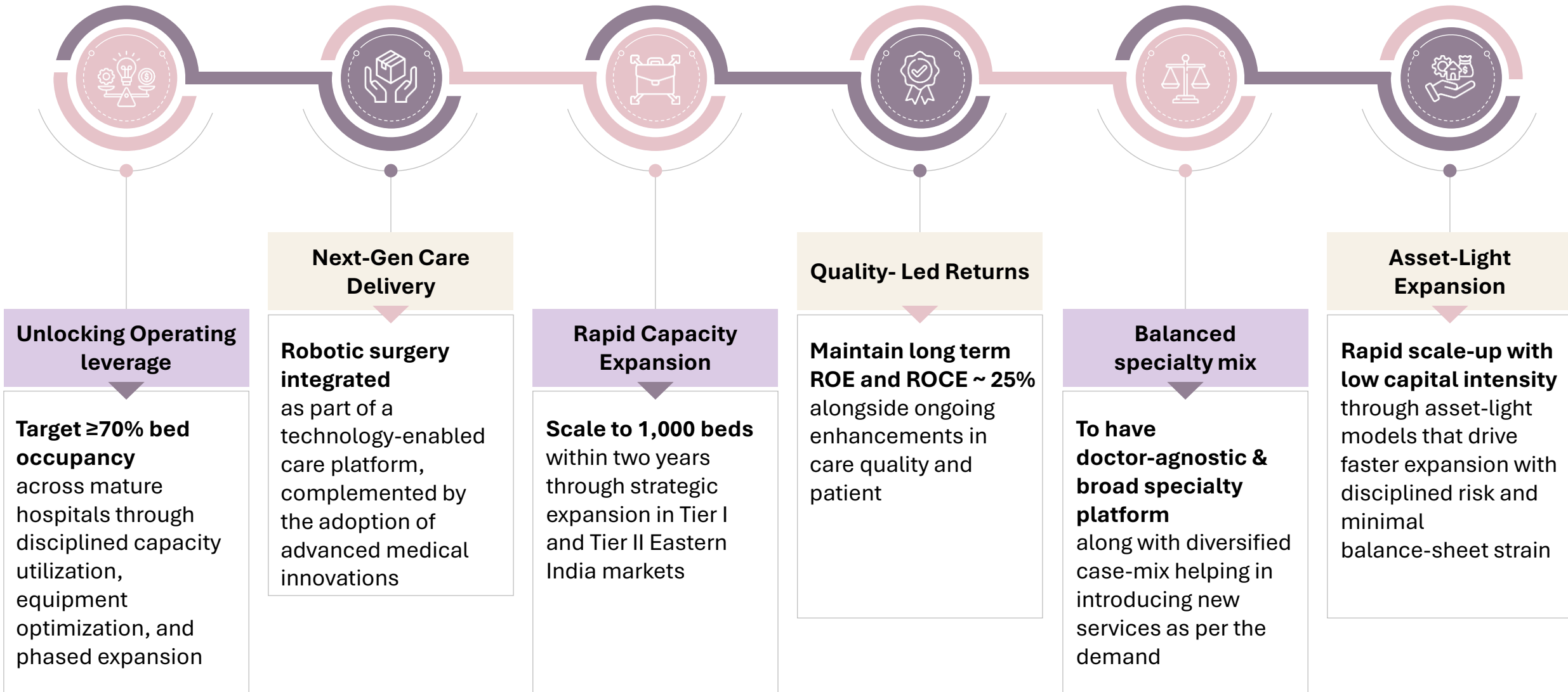
Calibrate pricing to deliver **high-quality, accessible care for middle-to-high income segments**, driving volume growth while protecting margins

High – Quality Payor Mix

Secure over 90% revenue from cash and insured patients, ensuring **minimal dependence on Govt schemes or Corporates**.

Capital- Efficient Execution

Deliver best-in-class execution with **industry-fastest break-even (8–10 months)** and **capex per bed at ₹7–8Mn**, well below industry norms and **net-debt free**.





Strategic Expansion Outlook

- **Jamshedpur Hospital:** MoU signed for a **150-bed** facility with **INR 75 crore** investment, targeted commissioning by end-FY27.
- Planned entry into Tier II cities (Uttar Pradesh, Assam, Odisha) and select Tier I locations in Eastern India.
- **Land and building funded by developers;** operations run on fixed rental arrangements, enabling capital-efficient scaling and faster ROCE accretion



Operational & Clinical Capability Enhancement

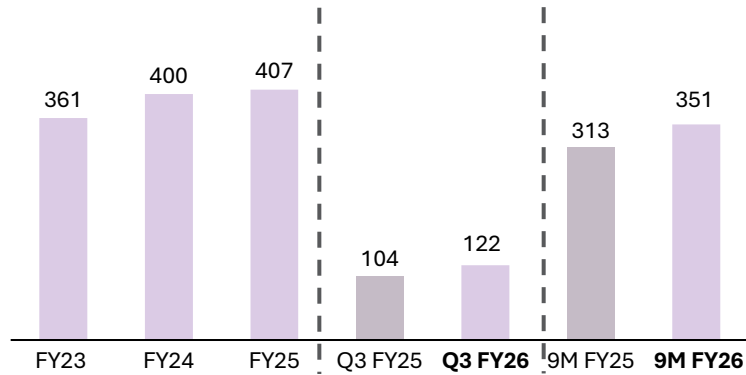
- **Agartala:** Launched Comprehensive Cancer Care (PET scan + Linear Accelerator), making it the only integrated oncology unit in Tripura.
- **Howrah:** Commenced robotic knee replacement surgeries, expected to increase ARPOB and reduce ALOS.
- **Occupancy Upside:** Targeted ramp-up at Agartala and Howrah to ~70%, unlocking margin expansion.



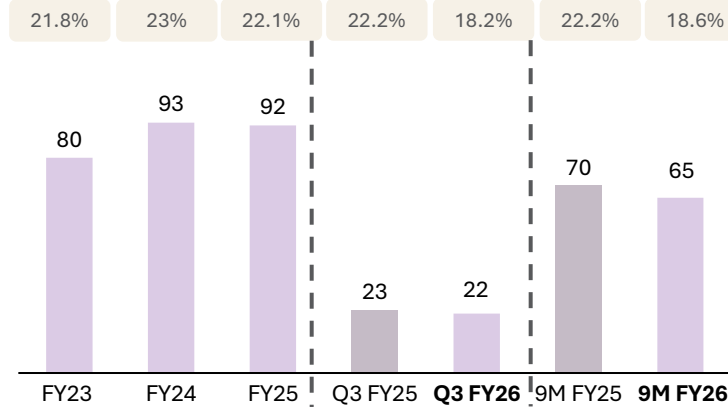
Financial & Operational Highlights

Key financial metrics for Q3 & 9M'FY26

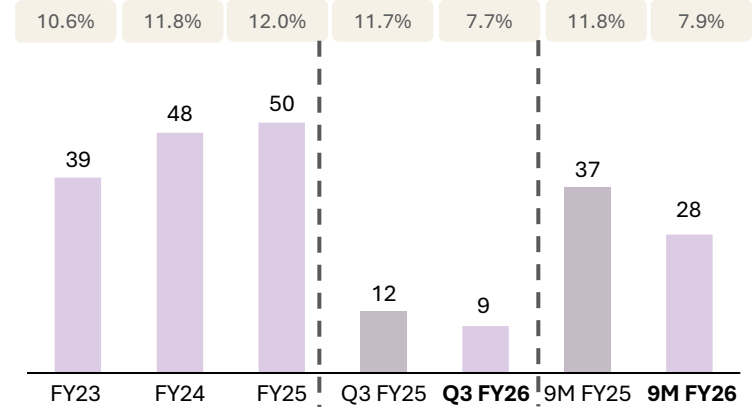
Revenue from Operations (INR Cr)



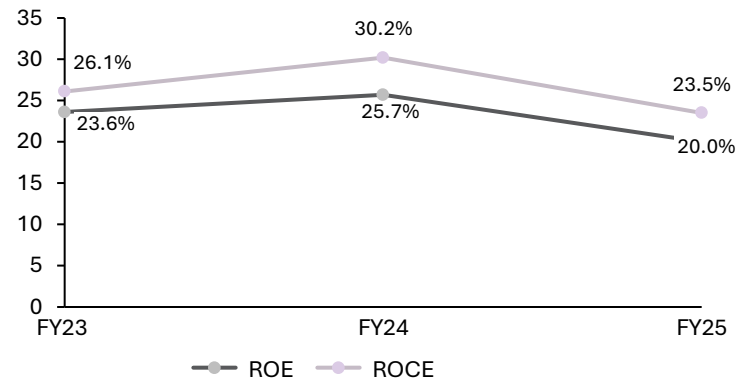
EBITDA (INR Cr) & EBITDA Margin (%)



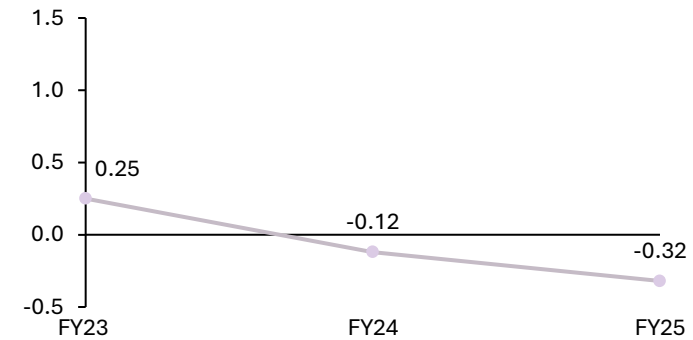
PAT (INR Cr) & PAT Margin (%)



ROE(%) and ROCE(%)

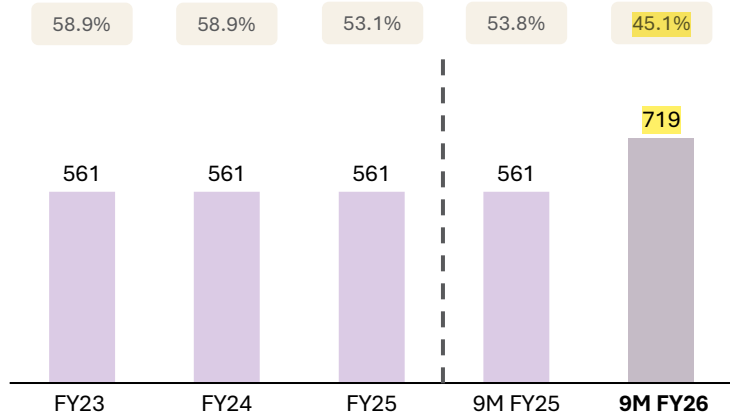


Net Debt to Equity

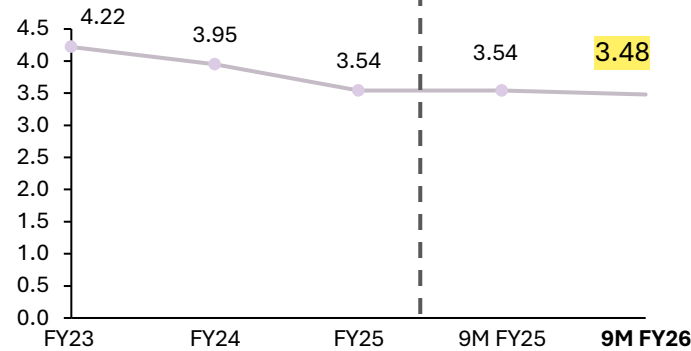


Key operational metrics for Q3 & 9M'FY26

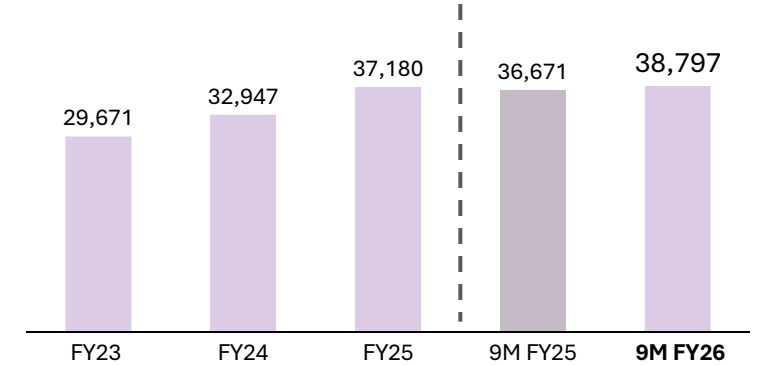
No of Beds & Occupancy Rate (%)



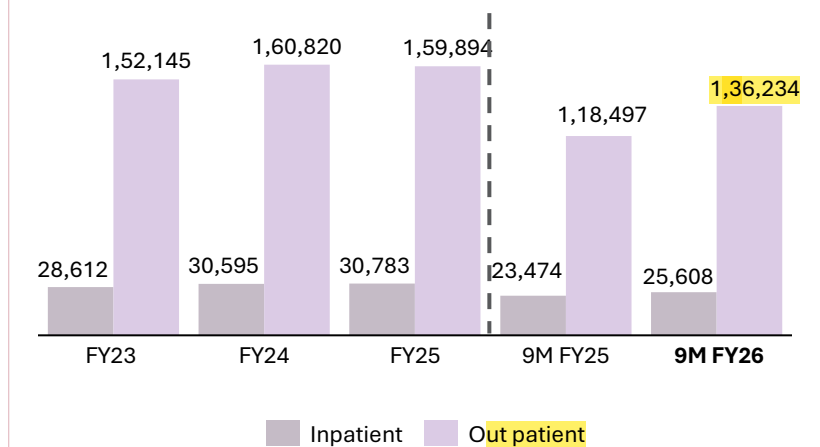
Average length of stay (days)



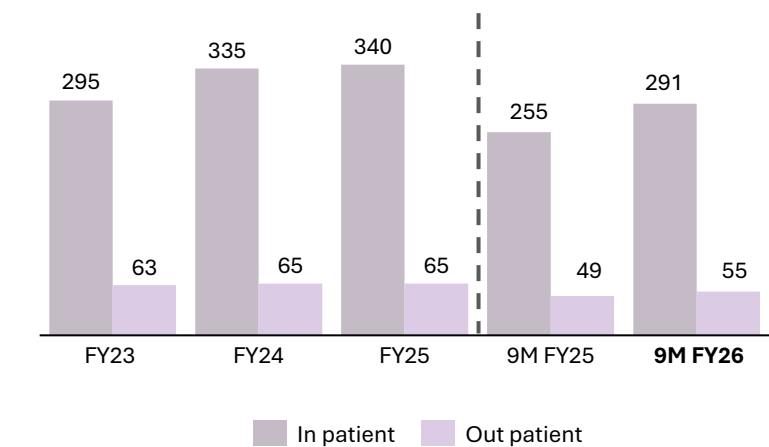
Average Revenue per Occupied Bed (INR)



Total Patient Volume

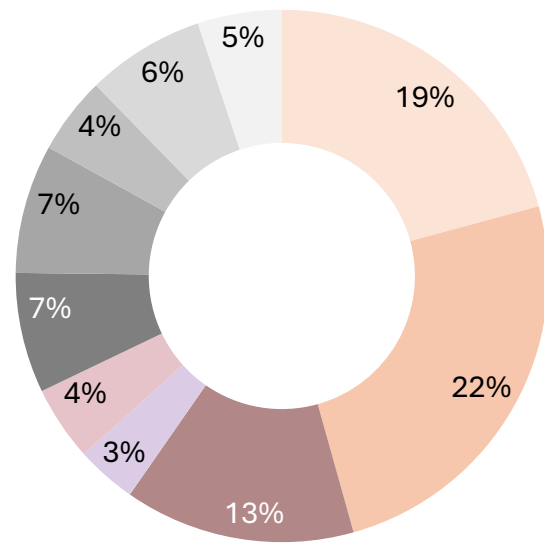


Hospital Revenue (INR Cr)

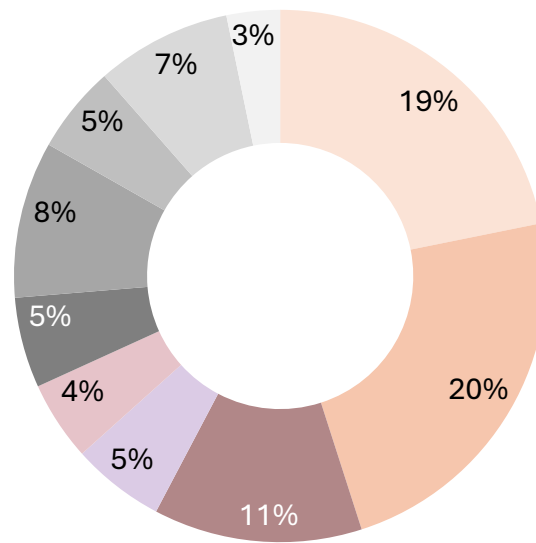


Revenue distribution of care services across hospitals

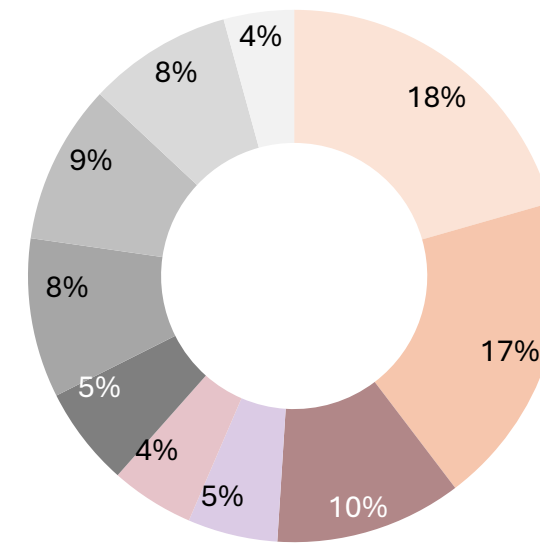
FY24



FY25



9M'FY26



- Internal Medicine & Diabetology
- Nephrology with Renal transplants
- Laprosopic cum General Surgery
- Critical Care
- Pediatrics
- Gastroenterology
- Gynaecology and obstetrics
- Interventional cardiology
- Orthopaedics and Joint Replacement
- Neurosciences

Profit and Loss Highlights – Q3 & 9M'FY26




| Particulars | Q3FY26 | Q3FY25 | Y-o-Y | Q2 FY26 | Q-o-Q | 9MFY26 | 9MFY25 | Y-o-Y |
|-------------------------------------|---------------|---------------|----------------|---------------|----------------|---------------|---------------|----------------|
| Revenue from Operations | 120.2 | 102.2 | | 118.9 | | 346.2 | 305.7 | |
| Other Operating Income | 1.4 | 1.9 | | 1.3 | | 4.3 | 6.9 | |
| Total Revenue | 121.6 | 104.1 | 16.81% | 120.2 | 1.11% | 350.5 | 312.6 | 12.12% |
| Cost of Material Consumed | 23.5 | 20.2 | | 22.2 | | 66.4 | 58.8 | |
| Employee Benefits Expenses | 21.4 | 18.5 | | 20.3 | | 62.2 | 55.0 | |
| Other Expenses | 54.5 | 42.3 | | 53.7 | | 156.8 | 129.2 | |
| EBITDA | 22.2 | 23.1 | -4.38% | 24.0 | -8.10% | 65.1 | 69.6 | -6.39% |
| EBITDA Margin (%) | 18.20% | 22.23% | | 20.03% | | 18.58% | 22.26% | |
| Depreciation | 7.1 | 4.7 | | 6.9 | | 20.1 | 14.1 | |
| EBIT | 15.1 | 18.4 | -18.70% | 17.1 | -12.84% | 45.0 | 55.5 | -18.82% |
| EBIT Margin (%) | 12.35% | 17.75% | | 14.33% | | 12.84% | 17.73% | |
| Finance Cost | 2.3 | 0.9 | | 2.1 | | 6.1 | 2.5 | |
| Profit before Tax | 12.8 | 17.5 | -27.59% | 15.0 | -15.34% | 38.9 | 53.0 | -26.49% |
| Profit before Tax(%) | 10.49% | 16.93% | | 12.53% | | 11.11% | 16.95% | |
| Tax | 3.4 | 5.4 | | 4.5 | | 11.3 | 16.0 | |
| Profit After Tax | 9.4 | 12.1 | -23.50% | 10.5 | -11.66% | 27.6 | 37.0 | -25.32% |
| PAT Margin (%) | 7.71% | 11.77% | | 8.82% | | 7.89% | 11.85% | |
| EPS (As per Profit after Tax) Basic | 1.14* | 1.49* | | 1.29* | | 3.37* | 4.51* | |

Historical Profit and Loss Statement

| Particulars | FY23 | FY24 | FY25 |
|-------------------------------------|--------------|--------------|--------------|
| Revenue from Operations | 361.0 | 400.2 | 407.1 |
| Other Operating Income | 5.7 | 5.3 | 8.5 |
| Total Revenue | 366.7 | 405.7 | 415.6 |
| Cost of Material Consumed | 75.9 | 83.0 | 78.8 |
| Employee Benefits Expenses | 62.0 | 68.9 | 73.0 |
| Other Expenses | 148.8 | 160.5 | 171.9 |
| EBITDA | 80.0 | 93.1 | 91.9 |
| EBITDA Margin (%) | 21.8% | 23.0% | 22.1% |
| Depreciation | 14.9 | 18.0 | 19.0 |
| EBIT | 65.1 | 75.1 | 72.9 |
| EBIT Margin (%) | 17.8% | 18.5% | 17.5% |
| Finance Cost | 9.2 | 7.1 | 3.5 |
| Profit before Tax | 55.9 | 68.0 | 69.4 |
| Profit before Tax(%) | 15.3% | 16.8% | 16.7% |
| Tax | 17.0 | 20.3 | 19.4 |
| Profit After Tax | 38.9 | 47.7 | 50.0 |
| PAT Margin (%) | 10.6% | 11.8% | 12.1% |
| EPS (As per Profit after Tax) Basic | 4.9 | 6.0 | 6.1 |


Professional and Experienced Leadership –Board of Directors



Dr. Om Tantia
Chairman & Managing Director

- Founding member of ILS Hospitals
- More than 40+ years of experience as a medical practitioner
- Recognized as a surgeon of excellence by Surgical Review Corporation, USA
- Fellow Member of the Association of Surgeons of India in general surgery
- Served as President of Association of the Minimal Access Surgeons of India

C C



Shree Gopal Tantia
Vice Chairman

- More than 40 years of experience in administrative and corporate governance roles


M



Anurag Tantia
Executive Director

- 12+ years of experience in healthcare management and looks after the day today operations of the Company
- Holds Bachelor of Science in Management with honors from University of Illinois


M M



Dr. Aruna Tantia
Non - Executive Director

- Senior consultant (gynecology and obstetrics) in ILS Hospitals
- 36+ years of experience as a medical practitioner
- Holds Bachelor of Medicine and Bachelor of Surgery from Ravindra Nath Tagore Medical College, Udaipur, University of Rajasthan and Master of Surgery in Obstetrics and Gynaecology from Bhupendra Narayan Mandal University, Bihar
- Fellow of The Association of Minimal Access Surgeons of India- FMAS

M



Dr. Ghanshyam Goyal
Non - Executive Director


- HOD of Diabetology at Salt Lake hospital since the year 2000
- Experience in general medicine and diabetology
- Holds Bachelor of Medicine, Bachelor of Surgery and Doctor of Medicine in general medicine from S.M.S. Medical College, University of Rajasthan



Kashi Prasad Khandelwal
Non-Executive Independent Director

- More than 4 decades of experience as a Chartered Accountant & expertise in Audit, Accounting, Direct and Indirect Tax, Corporate law matters.


M C



Dr. Tapti Sen
Independent Director

- Experience of almost 35 years as a medical practitioner
- Bachelor of Medicine, Bachelor of Surgery and Master of Surgery from University of Nagpur
- Serves as the Secretary of Kolkata Breast Health and Welfare Association

M M M



Hari Modi
Independent Director

- Graduated from the University of Calcutta and has passed the final examination of the Institute of Cost and Works Accountant of India

C M



Deepak Pramanik
Independent Director

- 30+ years of experience in management consultancy, human resources and finance
- Bachelor degree in Technology in Mechanical Engineering from IIT, Madras and a Post Graduate Diploma in Management from IIM, Calcutta

C



Amrendra Prasad Verma
Independent Director

- Experience in credit, finance and banking sectors
- Served as the MD and CEO of SBI Capital Markets Ltd and as a Deputy MD and Group Executive (Mid Corporate) and Chief Credit and Risk Officer of the State Bank of India

M

Awards & Accreditations



Great place to work Award



Leading chain of multispecialty award



Best Health care brand



The Eastern India Best Employer Brand Awards



NABH Nursing Excellence Certification



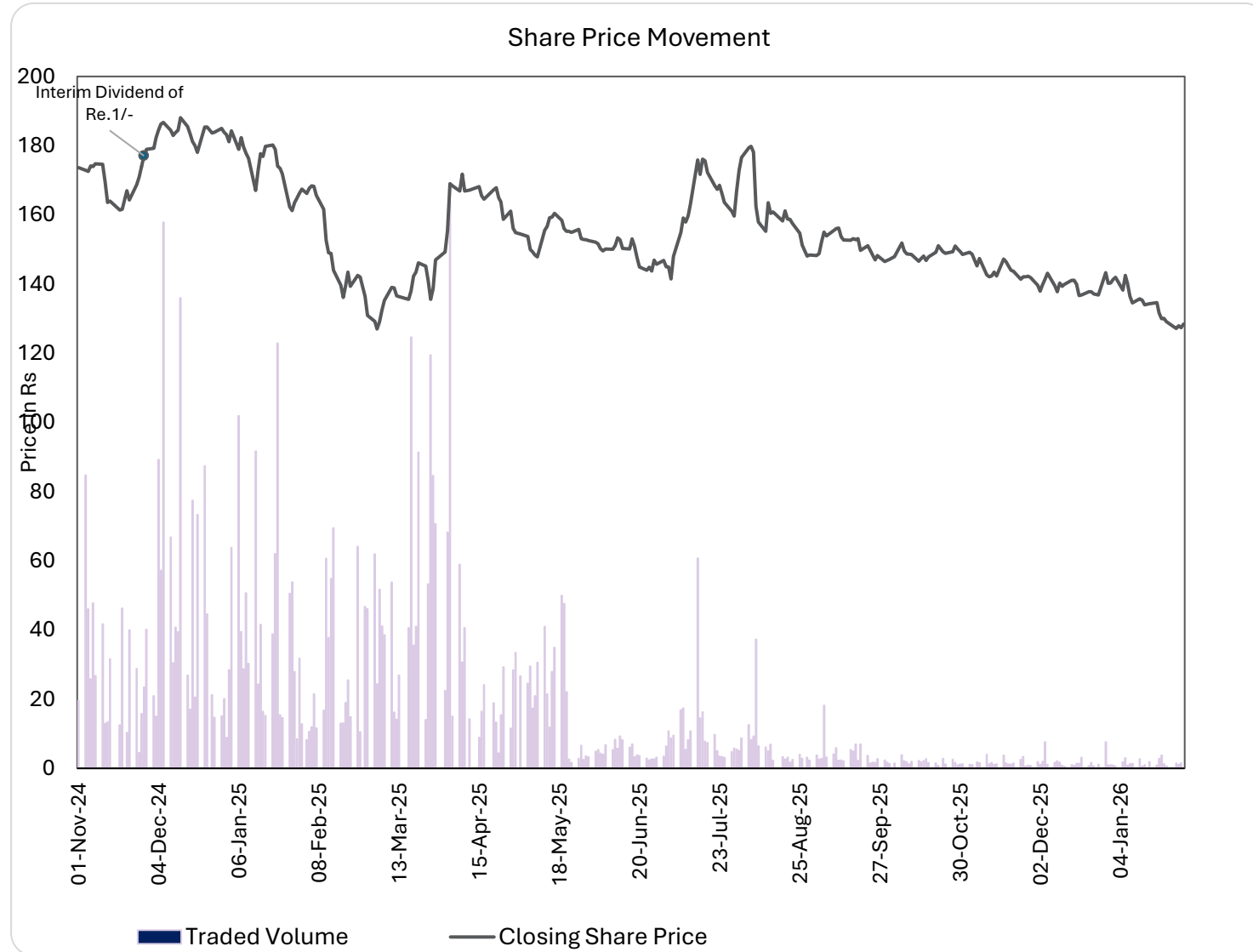
The Happening awards Bengal Brilliance



Eastern India Leadership Awards

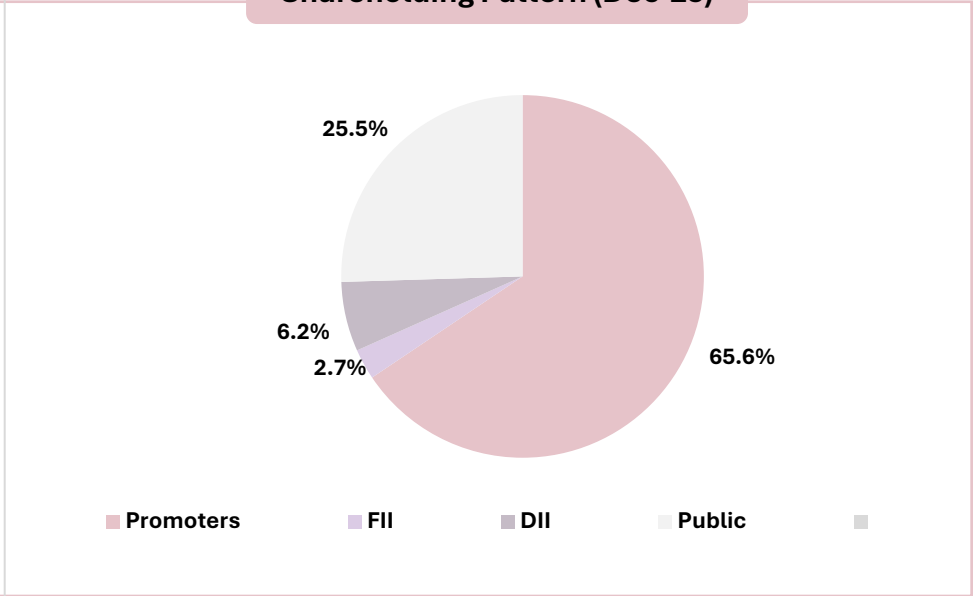


Quality Brand of India Award



Stock Price Chart as on 30-Jan-2025

Shareholding Pattern (Dec'25)



Stock Data (As on 30th Jan, 2026)

| | |
|-------------------------------|--------------------|
| BSE/NSE Code | 544131 GPTHEALTH |
| CMP (Rs) | 128.4 |
| Market Cap (Rs Cr) | 1053.58 |
| Shares O/s (Cr) | 8.20 |
| Face Value (Rs) | 10 |
| Average Trading Volume ('000) | 847 |

COMPANY :



GPT HEALTHCARE LIMITED

CIN : L70101WB1989PLC047402

www.ilshospitals.com

Mr. Arihant Sonthalia

Ms. Mansi Mohta

ir@gptgroup.co.in

INVESTOR RELATIONS ADVISORS :



MUFG Intime India Private Limited

A part of MUFG Corporate Markets, a division of
MUFG Pension & Market Services

Mr. Nikunj Seth

Nikunj.seth@in.mpms.mufg.com

Ms. Sejal Bhattar

Sejal.bhattar@in.mpms.mufg.com

THANK YOU

Meeting Request

[Link](#)

