



KEC INTERNATIONAL LTD.
RPG House
463, Dr. Annie Besant Road
Worli, Mumbai 400030, India
+91 22 66670200
kecindia@kecrpg.com
www.kecrpg.com

May 16, 2026

National Stock Exchange of India Limited
Exchange Plaza
Bandra Kurla Complex
Bandra (East), Mumbai - 400 051

BSE Limited
Phiroze Jeejeebhoy Towers
Dalal Street, Fort
Mumbai – 400 001

Symbol: KEC

Scrip Code: 532714

Sub.: Investor Presentation – Financial Results

Ref.: Regulation 30 of the SEBI (Listing Obligations and Disclosure Requirements) Regulations, 2015

Dear Sir/Madam,

Please find enclosed herewith the Investor Presentation on the Financial Results of the Company for the quarter and year ended on March 31, 2026.

The above is for your information and records.

Thanking you,

Yours sincerely,

For KEC International Limited

Suraj Prakash Eksambekar
Digitally signed by Suraj
Prakash Eksambekar
Date: 2026.05.16
21:25:30 +05'30'


Suraj Eksambekar
Company Secretary and Compliance Officer

Encl: as above

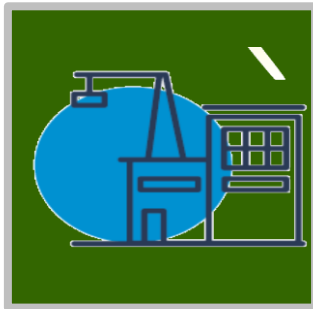
KEC International Limited

Investor Presentation – Q4 FY26

16 May 2026



Power T & D




Civil



Transportation



Oil & Gas Pipelines



Renewables



Cables & Conductors

Disclaimer

This presentation may include statements which may constitute forward-looking statements. All statements that address expectations or projections about the future, including, but not limited to, statements about the strategy for growth, business development, market position, expenditures, and financial results, are forward looking statements. Forward looking statements are based on certain assumptions and expectations of future events and involves known and unknown risks, uncertainties and other factors. The Company cannot guarantee that these assumptions and expectations are accurate or exhaustive or will be realised. The actual results, performance or achievements, could thus differ materially from those projected in any such forward-looking statements. No obligation is assumed by the Company to update the forward-looking statements contained herein.

The information contained in these materials has not been independently verified. None of the Company, its Directors, Promoter or affiliates, nor any of its or their respective employees, advisers or representatives or any other person accepts any responsibility or liability whatsoever, whether arising in tort, contract or otherwise, for any errors, omissions or inaccuracies in such information or opinions or for any loss, cost or damage suffered or incurred howsoever arising, directly or indirectly, from any use of this document or its contents or otherwise in connection with this document, and makes no representation or warranty, express or implied, for the contents of this document including its accuracy, fairness, completeness or verification or for any other statement made or purported to be made by any of them, or on behalf of them, and nothing in this document or at this presentation shall be relied upon as a promise or representation in this respect, whether as to the past or the future. The information and opinions contained in this presentation are current, and if not stated otherwise, as of the date of this presentation. The Company relies on information obtained from sources believed to be reliable but does not guarantee its accuracy or completeness. The Company undertake no obligation to update or revise any information or the opinions expressed in this presentation as a result of new information, future events or otherwise. Any opinions or information expressed in this presentation are subject to change without notice.

This presentation does not constitute or form part of any offer or invitation or inducement to sell or issue, or any solicitation of any offer to purchase or subscribe for, any securities of KEC International Limited (the "Company"), nor shall it or any part of it or the fact of its distribution form the basis of, or be relied on in connection with, any contract or commitment or to be relied in connection with an investment decision in relation to the securities of the Company therefore any person/ party intending to provide finance / invest in the shares/businesses of the Company shall do so after seeking their own professional advice and after carrying out their own due diligence procedure to ensure that they are making an informed decision. Neither the delivery of this document nor any further discussions by the Company with any of the recipients shall, under any circumstances, create any implication that there has been no change in the affairs of the Company since that date. This presentation is strictly confidential and may not be copied or disseminated, in whole or in part, and in any manner or for any purpose. No person is authorized to give any information or to make any representation not contained in or inconsistent with this presentation and if given or made, such information or representation must not be relied upon as having been authorized by any person. Failure to comply with this restriction may constitute a violation of the applicable securities laws. The distribution of this document in certain jurisdictions may be restricted by law and persons into whose possession this presentation comes should inform themselves about and observe any such restrictions. By participating in this presentation or by accepting any copy of the slides presented, you agree to be bound by the foregoing limitations.



1

**Overview –
RPG Group &
KEC International**

765/400 kV GIS at Maheshwaram, Telangana

RPG Group: Powered by Passion, Driven by Ethics

UNLEASHTALENT
TOUCHLIVES
OUTPERFORM
AND 😊

RPG Enterprises was founded in 1979. The group currently operates various businesses in Infrastructure, Technology, Life Sciences, Plantations and Tyre industries. The group has business history dating back to 1820 AD in banking, textiles, jute and tea. The Group grew in size and strength with several acquisitions in the 1980s and 1990s. RPG Group is one of India's fastest growing conglomerates with 35,000+ employees, presence in 135+ countries and annual gross revenues of USD 5.2 Bn



EPC major in infrastructure segments like T&D, Civil, Transportation, Oil & Gas, Renewables & Cables & Conductors



One of India's leading tyre manufacturers



Global technology consulting and IT services company



Integrated pharma company in formulations and synthetic APIs



Technology solutions company catering to energy and infrastructure



HARRISONS MALAYALAM LIMITED

One of India's largest plantation companies producing tea, rubber, etc.

KEC International : A Legacy of 8 Decades, A Promise of Happiness

₹ Revenue FY26
23,506 cr




FOOTPRINT IN
110+
COUNTRIES



250+
ONGOING
PROJECTS



8
Manufacturing
Facilities



85
HAPPINESS
SCORE



8000+
EMPLOYEES




40+
NATIONALITIES




Order Book & L1
40,000 cr+



**Transmission
& Distribution**



Civil



Transportation



Renewables



Oil & Gas



**Cables &
Conductors**

Diverse Portfolio of Offerings



Transmission Lines



Factories



Logistics



Metros – Civil



Metros - Tech



TCAS - Kavach



Wind EPC



Substations



Residential Buildings



Airports



OHE



S&T



Speed Upgradation



Semiconductor



HVDC



Commercial Buildings



Hospitals



Ballastless Tracks



Stations & Platforms



Automatic Signalling



Thermal Power



Underground Cabling



Water



Data Centre



Tunnel Ventilation



Smart City



Solar



Ropeway



Cables



Warehouses



Defence



Depot & Workshops



Oil & Gas Pipelines



STATCOM



Conductors

Purpose Statement and Culture Pillars

**“WE TRANSFORM LIVES
BY BUILDING SUSTAINABLE
WORLD CLASS INFRASTRUCTURE”**



Board of Directors




H. V. Goenka
Chairman, Non Executive Director



Vimal Kejriwal
Managing Director
& CEO



Arvind Singh
Non Executive
Independent Director



Harsh Vardhan Shringla
Non Executive
Independent Director



M.S. Unnikrishnan
Non Executive
Independent Director



Neera Saggi
Non Executive
Independent Director



Shirish Sankhe
Non Executive
Independent Director



Vikram Gandhi
Non Executive
Independent Director



Vimal Bhandari
Non Executive
Independent Director



Vinayak Chatterjee
Non-Executive
Non-Independent Director

Management Team



Vimal Kejriwal
Managing Director & CEO



Rajeev Aggarwal
Chief Financial Officer



Somraj Roy
Chief Human Resources Officer



Anand Kulkarni
Executive Director - Business Operations & Renewables



Ganesh Srinivasan
President - T&D



Raman Kapil
President – Civil



Manish Srivastava
Managing Director, KEC Asian Cables Ltd.



Ankur Dev
Executive Director - Transportation



Mayank Agrawal
Chief Executive - Oil & Gas Pipelines



Rakesh Gaur
CEO – SAE & ED – T&D (Africa & CIS)



Rajinder Gupta
Chief Executive – T&D (India & SAARC)



2

Key Performance Highlights

High Rise Residential Building, Mumbai, Maharashtra

Key Performance Highlights – Consolidated Q4 & Full year FY26

Consolidated Highlights for FY26 v/s FY25

- **Record Revenues** of Rs. 23,506 Cr - **Growth of 8%**
- **EBITDA Margin** at 7.1% against 6.9%
- **Interest cost** as % to sales at 2.8% against 3.0%
- **Operating PBT** at Rs. 848 Cr against Rs. 704 Cr
- **Operating PBT Margin** at 3.6% against 3.2%
- **Operating PAT** at Rs. 650 Cr against Rs. 553 Cr
- **Operating PAT Margin** at 2.8% against 2.5%

**The Operating PBT & PAT numbers are excluding exceptional items:*

- *Provision of Rs. 59 Cr made in FY26 towards the new labour code*
- *Income of Rs. 24 Cr from arbitration award in FY25*

Considering this impact, the PBT and PAT are as below:

- **PBT Margin** at 3.4% against 3.3%
- **PAT Margin** at 2.6% against 2.6%

Consolidated Highlights for Q4 FY26 v/s Q4 FY25

- **Revenue** of Rs. 6,390 Cr against Rs. 6,872 Cr
- **EBITDA Margin** at 7.0% against 7.8%
- **Interest cost** as % to sales at 2.7% against 2.5%
- **PBT** at Rs. 258 Cr against Rs. 342 Cr
- **PBT Margin** at 4.0% against 5.0%
- **PAT** at Rs. 193 Cr against Rs. 268 Cr
- **PAT Margin** at 3.0% against 3.9%

Key Business Highlights – FY26



T&D

- Revenues of Rs. 15,883 Cr, growth of 24%
- Order intake of ~Rs. 17,700 Cr across India, Middle East, Americas, SAARC, Africa and CIS
- Secured largest-ever order of over Rs. 1,000 Cr in India T&D from a reputed private client
- Robust order book & L1 of over Rs. 25,000 Cr



Civil

- Revenues of Rs. 3,823 Cr
- Bheden water project supplying to over 58,000 households has been commissioned – One of the largest projects in Odisha
- Order intake doubled to over Rs. 5,000 Cr in Buildings & Factories segment
- Strong order book & L1 of over Rs. 10,000 Cr



Transportation

- Revenues of Rs. 1,555 Cr; focus on expediting completion of existing projects
- Secured orders of ~Rs. 550 Cr in Kavach and a railway siding project from a private client
- Continue to bid for opportunities in technologically enabled areas of Metros and tunnel ventilation



Cables & Conductors

- Revenues of Rs. 2,217 Cr., growth of 23%
- Achieved highest ever Profitability
- Elastomeric cables are slated to commence production in Q2 FY27, followed by the start of the E-Beam process within the same quarter



Renewables

- Revenues of Rs. 516 Cr
- Forayed into the Wind Energy segment with two orders for 100+ MW Wind projects
- Commissioned two projects totalling ~1,000 MW of solar capacity across Rajasthan and Karnataka - among the largest tracker-based installations in India



Oil & Gas

- Revenues of Rs. 258 Cr
- Secured two international orders in the Africa & Middle East
- West Asia crisis expected to drive investments in energy security, creating increased opportunities in Oil & Gas

Management Commentary



Vimal Kejriwal
Managing Director & CEO

ee

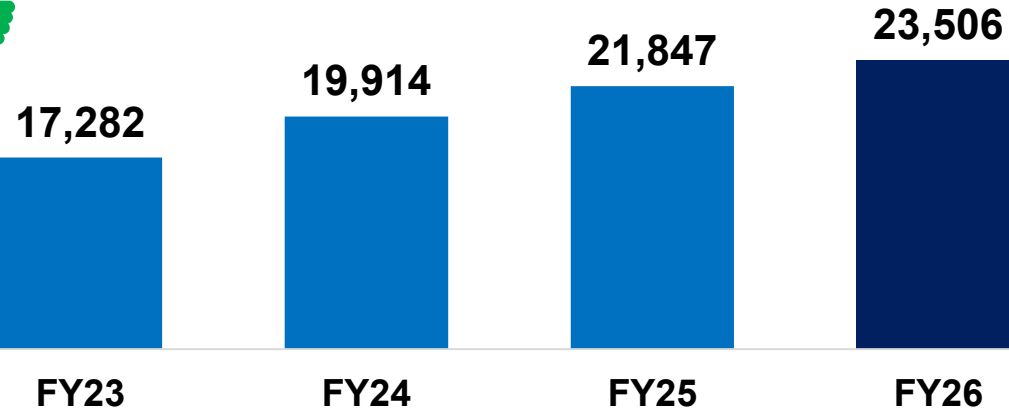
We achieved our highest-ever Revenues, Profitability and Order Intake during the year, despite a challenging operating environment especially in Q4. The record performance was driven by robust execution in our T&D business, with its contribution to revenues increasing significantly to 68% from 59% last year. Profitability also improved considerably, with operating PBT growing by 21% and operating PAT growing by 18% YoY.

Our order book has been substantially strengthened through multiple strategic wins, taking the combined order book and L1 position beyond Rs. 40,000 crore. Despite the uncertain operating environment, our robust order book and healthy tender pipeline position us well to deliver sustained growth in the coming quarters.

dd

Sustained Profitable Growth – Last 3 Years

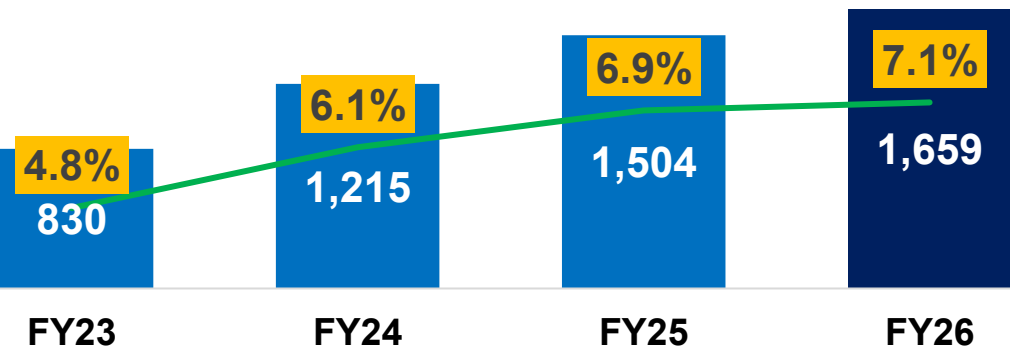
Revenue (₹ Crore)



EBITDA (₹ Crore) and EBITDA Margin (%)



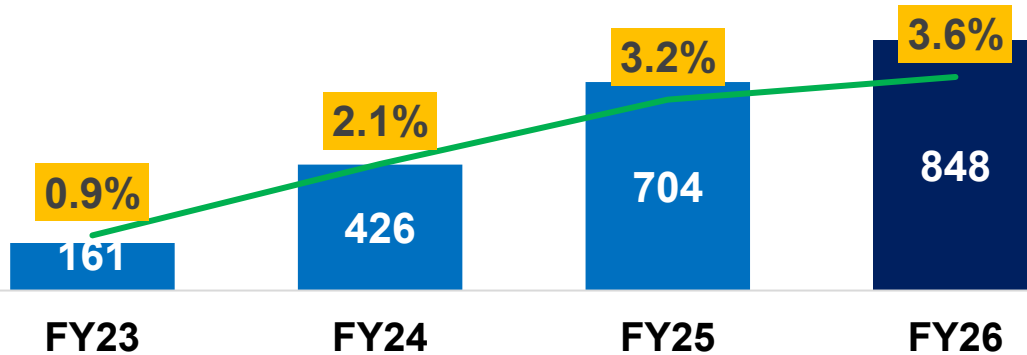
EBITDA Margins Improved by 230 bps



Operating* PBT (₹ Crore) and PBT Margin (%)



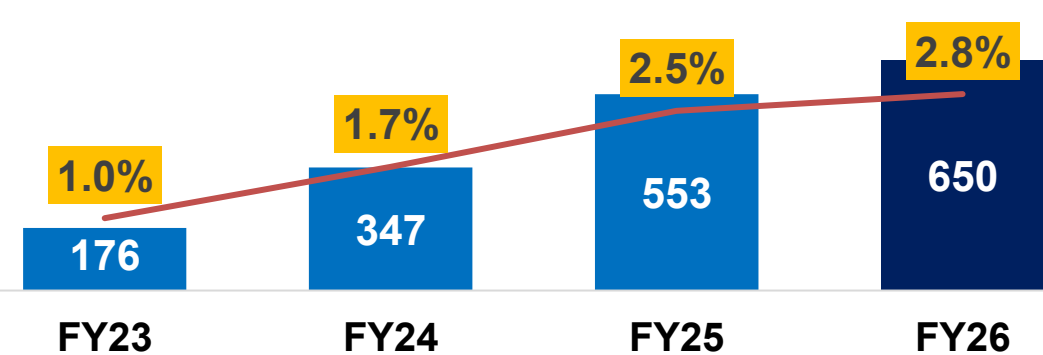
Operating PBT Improved by 270 bps



Operating* PAT (₹ Crore) and PAT Margin (%)



PAT Margins Improved by 180 bps



*Operating PBT & PAT excludes: Provision of Rs. 59 crore made in Q3 FY26 towards the new labour code & Income of Rs. 24 crore from an arbitration award recognized last year in Q1 FY25

Key Strategic Moves – Last 3 Years

**Grow T&D business -
Leverage market tailwinds**

T&D Revenue share increased to 68% in FY26 from 50% in FY23; Order book & L1 doubles to Rs. 25,000 Cr in last three years

**International expansion of
Non-T&D businesses**

Secured 4 International orders in Transportation & Oil & Gas businesses across Africa, Middle East and SAARC

Foray in New EPC Segments

Secured breakthrough orders in Wind, Semiconductor, Thermal, Hospitals, Commercial buildings, HVDC Converter Stations, STATCOM, Ropeway, Automatic Block Signaling

**Manufacturing facility for
Aluminium Conductors**

Commissioned in FY25 – Supplied power transmission conductors (ACSR and AL-59) to various clients in India

**Expanding Tower
Manufacturing Capabilities**

Increasing tower manufacturing capacity by ~15% to over 4,80,000 MT

**Subsidiarisation of Cables
business**

Transferred the Cable business into a subsidiary in FY25 to capitalize on its strong performance and market potential, and bring sharper focus

Capability Building

Developed significant capabilities across business especially manpower at leadership level

3

Financial Performance



Aluminium Conductor Plant, Vadodara, Gujarat

Profit and Loss Summary - Consolidated

(₹ crore)

Particulars	Q4 FY26	Q4 FY25	Growth (Y-o-Y)
Revenues	6,390	6,872	-7%
EBITDA	448	539	-17%
<i>EBITDA Margins</i>	7.0%	7.8%	
(+) Other Income	30	20	
(-) Depreciation	51	47	
(-) Interest	170	170	0%
<i>Interest as % to sales</i>	2.7%	2.5%	
Operating PBT	258	342	-25%
<i>Operating PBT Margins</i>	4.0%	5.0%	
Tax	65	74	
<i>Tax Rate %</i>	25.2%	21.6%	
Operating PAT	193	268	-28%
<i>Operating PAT Margins</i>	3.0%	3.9%	

FY26	FY25	Growth (Y-o-Y)
23,506	21,847	8%
1,659	1,504	10%
7.1%	6.9%	
50	47	
197	184	
664	664	0%
2.8%	3.0%	
848	704	21%
3.6%	3.2%	
198	151	
23.4%	21.4%	
650	553	18%
2.8%	2.5%	

PBT & PAT with Exceptional Item
Operating PBT as above
Exceptional (Expense)/ Income
PBT
<i>PBT Margin %</i>
PAT
<i>PAT Margin %</i>

FY26	FY25	Growth (Y-o-Y)
848	704	21%
-59	24	
789	727	8%
3.4%	3.3%	
606	571	6%
2.6%	2.6%	

- Exceptional items include:
 - Provision of Rs. 59 crore made in Q3 FY26 towards the new labour code
 - Income of Rs. 24 crore from an arbitration award recognized last year in Q1 FY25

Profit and Loss Summary - Standalone

(₹ crore)

Particulars	Q4 FY26	Q4 FY25	Growth (Y-o-Y)	FY26	FY25	Growth (Y-o-Y)
Revenues	5,260	6,048	-13%	19,047	19,178	-1%
EBITDA	273	352	-22%	1,054	1,037	2%
<i>EBITDA Margins</i>	<i>5.2%</i>	<i>5.8%</i>		<i>5.5%</i>	<i>5.4%</i>	
(+) Other Income	34	28		64	84	
(-) Depreciation	36	34		140	146	
(-) Interest	142	139	3%	560	581	-4%
<i>Interest as % to sales</i>	<i>2.7%</i>	<i>2.3%</i>		<i>2.9%</i>	<i>3.0%</i>	
Operating PBT	129	208	-38%	418	394	6%
<i>Operating PBT Margins</i>	<i>2.5%</i>	<i>3.4%</i>		<i>2.2%</i>	<i>2.1%</i>	
Exceptional (Expense)/ Income	166	0		114	24	
PBT	295	208	42%	531	418	27%
<i>PBT Margin %</i>	<i>5.6%</i>	<i>3.4%</i>		<i>2.8%</i>	<i>2.2%</i>	
PAT	247	161	53%	428	324	32%
<i>PAT Margin %</i>	<i>4.7%</i>	<i>2.7%</i>		<i>2.2%</i>	<i>1.7%</i>	

- Exceptional items include:
 - Provision of Rs. 52 crore made in Q3 FY26 towards the new labour code
 - Income of Rs. 166 crore towards reversal of impairment of SAE Towers subsidiary in Q4 FY26
 - Income of Rs. 24 crore from an arbitration award recognized last year in Q1 FY25
- Wef 1st Jan'25, Cables business has been transferred into a wholly owned subsidiary, KEC Asian Cables Limited and hence its financials have ceased to be a part of standalone numbers. On a like-to-like basis, excluding Cables financials for 9M FY25 from the previous year's standalone numbers, the Revenue growth stands at 6% for FY26

Businesswise Revenue Performance - Consolidated

Particulars							(₹ crore)
	Q4 FY26	Q4 FY25	Growth (Y-o-Y)	FY26	FY25	Growth (Y-o-Y)	
T&D:	4,485	4,328	4%	15,883	12,833	24%	
- T&D (KEC)	3,999	3,975	1%	14,082	11,508	22%	
- SAE Towers	487	353	38%	1,800	1,325	36%	
Non T&D:	2,192	2,877	-24%	8,369	9,616	-13%	
- Civil	992	1,171	-15%	3,823	4,483	-15%	
- Transportation	309	681	-55%	1,555	2,112	-26%	
- Oil & Gas Pipelines	69	70	-1%	258	363	-29%	
- Renewables	68	361	-81%	516	853	-40%	
- Cables & Conductors	754	594	27%	2,217	1,805	23%	
Inter SBU:	-288	-333		-746	-603		
Total Net Sales	6,390	6,872	-7%	23,506	21,847	8%	
T&D Share	70%	63%		68%	59%		
Non T&D Share	30%	37%		32%	41%		

Borrowings & Working Capital - Consolidated

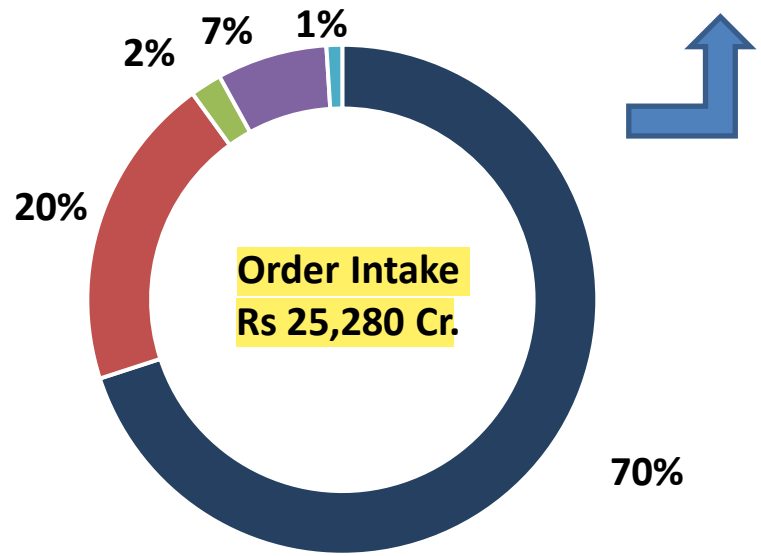
Particulars				(₹ crore)	
	31-Mar-26	31-Dec-25	Increase/ (Decrease)	31-Mar-25	Increase/ (Decrease)
I) Net Debt	4,601	4,865	-264	3,051	1,550
II) Interest Bearing Acceptances	2,121	1,941	179	1,507	613
Total (I + II)	6,722	6,806	-84	4,558	2,164

- Net debt including acceptances have reduced by Rs. 84 Cr in Mar'26 to Rs. 6,722 Cr compared to Dec'25. There was a spillover of collections of ~Rs. 450 Cr from certain large clients which have been realized in first week of April'26
- Net Working Capital (NWC) stands at 137 days as on 31 Mar'26 vis-à-vis 135 days as on 31 Dec'25
- Interest expenses (% of revenue) have reduced by 20 basis points to 2.8%, with absolute interest costs remaining flat despite the 8% growth in revenues
- Debt and Working capital levels could have been reduced further but for the following reasons: Spillover of collections as mentioned above, higher inventory due to delayed dispatches in Dubai amid Middle East disruptions, strategic inventory build-up owing to volatile steel prices, muted collections in the Water business and increase in revenue driven debt
- We expect the debt levels to improve by Q2 FY27

Order Intake & Order Book (Consolidated)

Order Intake – FY26

T&D : 62% SAE : 8%

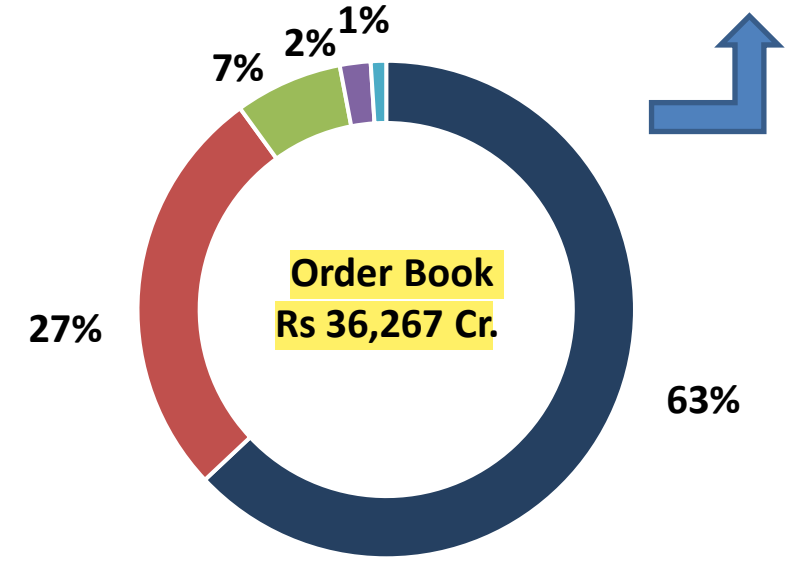


Domestic : 46% International : 54%



Order Book – 31 Mar'26

T&D: 56% SAE : 7%



Domestic : 52% International : 48%

*Others include Renewables and Oil & Gas

- ✓ Secured order intake of over Rs. 1,000 Cr in YTD FY27
- ✓ Robust Order Book + L1 of over Rs 40,000 Crore
- ✓ Tenders under Evaluation and in Pipeline of over Rs. 1,80,000 Crore

Business Outlook

TAILWINDS

- Sustained Govt. focus on infrastructure with capex outlay increased to ₹12.2 lakh Cr. (up 9% YoY); overall infrastructure-led spending including grants and PSU investments, is estimated at over ₹17 lakh Cr.
- **Strong pipeline in International T&D**
 - Expect more T&D infrastructure in Middle East due to the war - Rehabilitation & Rebuild, Grid Redundancy/ creation of spare capacity and Renewables to reduce dependence on fossil fuels
 - Recovery in Africa and CIS markets
 - SAARC market likely to improve with political stability in Bangladesh and Nepal
 - Strong opportunities for supply of Towers in US, Brazil & Mexico
- **Momentum continues in India T&D market** amid rising peak demand and grid congestion – Large opportunities in HVDC
- **Renewable energy target increased to 900 GW by 2035 in India** – Significant opportunities across T&D, Solar, Wind and BESS
- **AI-led Data Centre expansion** driving a strong opportunity pipeline
- **Gradual recovery in private capex** especially in Metals & Mining
- **Govt. focus on Railway continues with opportunities in TCAS *Kavach***
- **International opportunities in Civil, Transportation and Oil & Gas**

HEADWINDS

- **Geopolitical unrests in the Middle East**
 - Supply chain and logistics disruptions
 - Significant increase in Freight cost and lead times globally
 - Availability of labour in India due to LPG related issues
- **Delay in legal closure of disputes/ settlement of claims in Transportation and Metro projects**
- **Delay in payments in Water projects** leading to slower progress and impacting working capital
- **Continued ROW issues in India T&D**



4

**Environmental,
Social and
Governance (ESG)**

500 MW Solar Project at Bhadla, Rajasthan

Key Highlights – ESG & Sustainability

- ↑ **Significant improvement across all nine Sustainability goals resulting in ESG Rating improvement**
- ↑ **Expanded deployment of ESG initiatives** across project sites in addition to factories
- ↑ **Investment in Solar Rooftop plants** – Increased solar footprint across our factories to 39%, up from 32% last year
- ↑ **Energy efficient products** –
 - High Conductivity Aluminium conductor (ACSR & AL59) for renewable energy evacuation – Supplies commenced during the year
 - E-Beam process (Sustainable manufacturing, Material & Energy Efficiency) - Expected to commence production by Q2 FY27
- ↑ **All 5 plants in India are water positive, deploying initiatives to projects**
- ↑ **Robust culture of Corporate Governance & Ethical behaviour across the organisation**
- ↑ **Onboarded an external consultant to advance our Scope 3 Inventorisation and Net Zero Strategy**

Outcome

- ✓ **Improvement in ESG Ratings by MSCI, S&P Global DJSI and Morningstar Sustainalytics**
- ✓ **KEC International has been ranked 19th among BW India's Most Sustainable Companies (IMSC) 2024–25**

ESG & Sustainability Goals and Status



Happiness Quotient

Target: Increase Happiness Quotient to 85% by FY26

Status: Happiness Quotient for FY26 increased to 85% vis-à-vis 80% for FY21



Diversity & Inclusion

Target: Increase in diversity by 25% by FY26

Status: Diversity has increased by 57% in FY26 vis-à-vis FY21



Occupational Health & Safety

Target: Work towards the goal of achieving Zero accidents

Status: LTIFR has reduced to 0.09 in FY26 vis-à-vis 0.68 in FY21, a reduction of 87%



Corporate Social Responsibility

Target: Reach 2 lac CSR beneficiaries by FY 26

Status: Cumulative CSR beneficiaries till FY26 from FY21 are ~16 lac



Circularity

Target: Zero waste to landfill by FY 26 for manufacturing plants

Status:

- All plants except Butibori have achieved the target
- Due to statutory restrictions at Butibori, strategy being reworked



Water Positive Approach

Target: Reduce water consumption intensity in manufacturing plants by 20% by FY26

Status: Water consumption intensity has reduced by 35% in FY26 vis-à-vis FY21



Energy Consumption

Target: Reduce energy consumption intensity of manufacturing plants by 15% by FY26

Status: Energy consumption intensity has reduced by 23% in FY26 vis-à-vis FY21



Carbon Emission

Target: Reduce Greenhouse Gas (GHG) emissions intensity of manufacturing plants by 20% by FY26

Status: GHG emission intensity has reduced by 25% in FY26 vis-à-vis FY21



Sustainable Procurement

Target: 100% of key suppliers to be assessed under ESG criteria by FY23

Status: 100% of key suppliers assessed under ESG Criteria

Sustainability Roadmap – Key Initiatives and Approach



Happiness Quotient

- KECARES 2.0 expanded its footprint, health melas, fitness initiatives, yoga, and expert-led sessions
- Dedicated programmes being developed on capability building



Circularity

- Recovery of Zinc from Ash & Dross
- Construction of artificial reefs using steel and cement leftover from our project sites



Diversity & Inclusion

- Women’s Day webinars were conducted featuring experts - sessions focused on physical, mental, financial, and professional well-being
- Introduction of Support Beam – a virtual program enabling managers to become stronger allies



Water Positive Approach

- Installation of ETP to recycle the treated effluent in Galva process
- Recycling of Waste-water and AC condensate water at project sites



Occupational Health & Safety

- Implementing safety standards on Working at Height, Electrical Safety and Mechanical Lifting
- Developing E-learning modules for employees and contractors



Decarbonisation

Reducing energy consumption & carbon emission

- Installation of induction furnaces and electric construction equipment
- Installation of TAABI Fuel Management Systems at Projects and Factories



Corporate Social Responsibility

- Restoring urban green spaces as a corrective measure to improve carbon footprint
- Training women in hand spinning, weaving and tailoring




Sustainable Procurement

- Formulated the Code of Conduct (CoC) based on sustainability / ESG criteria
- Formulated Sustainable Procurement Policy

Key Awards & Recognition




KEC Achieved 19th rank at BW India's Most Sustainable Companies



Earned global recognition by winning the Sword of Honour from British Safety Council for our KEC Civil project



Achieved Distinction and 20 awards in ISA 2026 Awards from British Safety Council



Won Water Sustainability Champion Award at Green Climate Conclave 2025 for Water Positive Initiatives



Won 2 ROSPA Gold Awards for Safety in International Projects



Bagged Sustainable Initiative of the year award by UBS Forums

THANK YOU



Follow us on:

