



KEC INTERNATIONAL LTD.
RPG House
463, Dr. Annie Besant Road
Worli, Mumbai 400030, India
+91 22 66670200
kecindia@kecrpg.com
www.kecrpg.com

January 30, 2026

National Stock Exchange of India Limited

Exchange Plaza
Bandra Kurla Complex
Bandra (East), Mumbai - 400 051

BSE Limited

Phiroze Jeejeebhoy Towers
Dalal Street, Fort
Mumbai – 400 001

Symbol: KEC

Scrip Code: 532714

Sub.: Investor Presentation – Financial Results

Ref.: Regulation 30 of SEBI (Listing Obligations and Disclosure Requirements) Regulations, 2015

Dear Sir/Madam,

Please find enclosed herewith the Investor Presentation on the Unaudited Financial Results of the Company for the quarter and nine months ended on December 31, 2025.

The above is for your information and records.

Thanking you,

Yours sincerely,

For KEC International Limited

Suraj Prakash
Eksambekar

Digitally signed by Suraj
Prakash Eksambekar
Date: 2026.01.30
16:38:58 +05'30'


Suraj Eksambekar
Company Secretary and Compliance Officer

Encl: as above

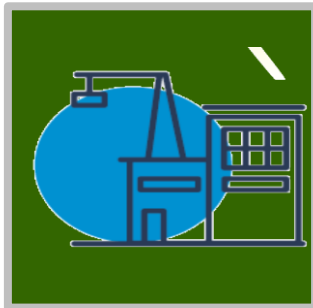
KEC International Limited

Investor Presentation – Q3 FY26


30 January 2026



Power T & D




Civil



Transportation



Oil & Gas Pipelines



Renewables



Cables & Conductors

Disclaimer

This presentation may include statements which may constitute forward-looking statements. All statements that address expectations or projections about the future, including, but not limited to, statements about the strategy for growth, business development, market position, expenditures, and financial results, are forward looking statements. Forward looking statements are based on certain assumptions and expectations of future events and involves known and unknown risks, uncertainties and other factors. The Company cannot guarantee that these assumptions and expectations are accurate or exhaustive or will be realised. The actual results, performance or achievements, could thus differ materially from those projected in any such forward-looking statements. No obligation is assumed by the Company to update the forward-looking statements contained herein.

The information contained in these materials has not been independently verified. None of the Company, its Directors, Promoter or affiliates, nor any of its or their respective employees, advisers or representatives or any other person accepts any responsibility or liability whatsoever, whether arising in tort, contract or otherwise, for any errors, omissions or inaccuracies in such information or opinions or for any loss, cost or damage suffered or incurred howsoever arising, directly or indirectly, from any use of this document or its contents or otherwise in connection with this document, and makes no representation or warranty, express or implied, for the contents of this document including its accuracy, fairness, completeness or verification or for any other statement made or purported to be made by any of them, or on behalf of them, and nothing in this document or at this presentation shall be relied upon as a promise or representation in this respect, whether as to the past or the future. The information and opinions contained in this presentation are current, and if not stated otherwise, as of the date of this presentation. The Company relies on information obtained from sources believed to be reliable but does not guarantee its accuracy or completeness. The Company undertake no obligation to update or revise any information or the opinions expressed in this presentation as a result of new information, future events or otherwise. Any opinions or information expressed in this presentation are subject to change without notice.

This presentation does not constitute or form part of any offer or invitation or inducement to sell or issue, or any solicitation of any offer to purchase or subscribe for, any securities of KEC International Limited (the "Company"), nor shall it or any part of it or the fact of its distribution form the basis of, or be relied on in connection with, any contract or commitment or to be relied in connection with an investment decision in relation to the securities of the Company therefore any person/ party intending to provide finance / invest in the shares/businesses of the Company shall do so after seeking their own professional advice and after carrying out their own due diligence procedure to ensure that they are making an informed decision. Neither the delivery of this document nor any further discussions by the Company with any of the recipients shall, under any circumstances, create any implication that there has been no change in the affairs of the Company since that date. This presentation is strictly confidential and may not be copied or disseminated, in whole or in part, and in any manner or for any purpose. No person is authorized to give any information or to make any representation not contained in or inconsistent with this presentation and if given or made, such information or representation must not be relied upon as having been authorized by any person. Failure to comply with this restriction may constitute a violation of the applicable securities laws. The distribution of this document in certain jurisdictions may be restricted by law and persons into whose possession this presentation comes should inform themselves about and observe any such restrictions. By participating in this presentation or by accepting any copy of the slides presented, you agree to be bound by the foregoing limitations.



1

**Overview –
RPG Group &
KEC International**

765 kV Ahmedabad – Navsari Transmission line, Gujarat

RPG Group: Powered by Passion, Driven by Ethics

UNLEASHTALENT
TOUCLIVES
OUTPERFORM
AND 😊

RPG Enterprises was founded in 1979. The group currently operates various businesses in Infrastructure, Technology, Life Sciences, Plantations and Tyre industries. The group has business history dating back to 1820 AD in banking, textiles, jute and tea. The Group grew in size and strength with several acquisitions in the 1980s and 1990s. RPG Group is one of India's fastest growing conglomerates with 35,000+ employees, presence in 135+ countries and annual gross revenues of USD 5.2 Bn



EPC major in infrastructure segments like T&D, Civil, Transportation, Oil & Gas, Renewables & Cables & Conductors



One of India's leading tyre manufacturers



Global technology consulting and IT services company



Integrated pharma company in formulations and synthetic APIs



Technology solutions company catering to energy and infrastructure



One of India's largest plantation companies producing tea, rubber, etc.

KEC International : A Legacy of 8 Decades, A Promise of Happiness

₹ Revenue FY25
21,847 Cr

FOOTPRINT IN
110+
COUNTRIES

 **275+**
ONGOING
PROJECTS

8
Manufacturing
Facilities

 **84**
HAPPINESS
SCORE


 **7500+**
EMPLOYEES

 **40+**
NATIONALITIES


₹ Order Book & L1
41,000 Cr+



**Transmission
& Distribution**



Civil



Transportation



Renewables



Oil & Gas



**Cables &
Conductors**

Diverse Portfolio of Offerings



Transmission Lines



Factories



Logistics



Metros – Civil



Metros - Tech



TCAS - Kavach



Wind EPC



Substations



Residential Buildings



Airports



OHE



S&T



Speed Upgradation



Semiconductor



HVDC



Commercial Buildings



Hospitals



Ballastless Tracks



Stations & Platforms



Automatic Signalling



Thermal Power



Underground Cabling



Water



Data Centre



Tunnel Ventilation



Smart City



Solar



Ropeway



Cables



Warehouses



Defence



Depot & Workshops



Oil & Gas Pipelines



STATCOM



Conductors

NEW

Purpose Statement and Culture Pillars

**“WE TRANSFORM LIVES
BY BUILDING SUSTAINABLE
WORLD CLASS INFRASTRUCTURE”**



Board of Directors



H. V. Goenka

Chairman, Non Executive Director



Vimal Kejriwal
Managing Director
& CEO



Arvind Singh
Non Executive
Independent Director



Harsh Vardhan Shringla
Non Executive
Independent Director



M.S. Unnikrishnan
Non Executive
Independent Director



Neera Saggi
Non Executive
Independent Director



Shirish Sankhe
Non Executive
Independent Director



Vikram Gandhi
Non Executive
Independent Director



Vimal Bhandari
Non Executive
Independent Director



Vinayak Chatterjee
Non-Executive
Non-Independent Director

Management Team



Vimal Kejriwal
Managing Director & CEO



Rajeev Aggarwal
Chief Financial Officer



Somraj Roy
Chief Human
Resources Officer



Anand Kulkarni
Executive Director -
Business Operations &
Renewables



Ganesh Srinivasan
President –
T&D



Prateek Bhattacharya
Managing Director,
KEC Asian Cables Ltd.



Nagesh Veeturi
Executive Director -
Civil



Ankur Dev
Executive Director -
Transportation



Mayank Agrawal
Chief Executive -
Oil & Gas Pipelines



Rakesh Gaur
CEO – SAE & ED – T&D
(Africa & CIS)



Rajinder Gupta
Chief Executive –
T&D (India & Sri Lanka)

An aerial photograph of a modern, multi-story residential building in Bangalore, India. The building is tall and slender, with a light-colored facade and numerous balconies. It stands out among other urban structures. A text overlay is present on the left side of the image.

2

**Key
Performance
Highlights**

High Rise Residential Building, Bangalore, Karnataka

Financial Highlights Q3 & 9M FY26 – Growth Across Parameters

Q3 FY26 vs Q3 FY25

Revenues

12%
YoY

₹ 6,001 Cr

EBITDA

15%
YoY

% 7.2%

₹ 430 Cr

Operating PBT*

37%
YoY

% 3.6%

₹ 219 Cr

Operating PAT*

32%
YoY

% 2.9%

₹ 171 Cr

9M FY26 vs 9M FY25

Revenues

14%
YoY

₹ 17,116 Cr

EBITDA

22%
YoY

% 7.1%

₹ 1,211 Cr

Operating PBT*

53%
YoY

% 3.4%

₹ 590 Cr

Operating PAT*

51%
YoY

% 2.7%

₹ 457 Cr

*Operating PBT & PAT excludes provision made of Rs. 59 Cr in Q3 FY26 towards new labour code

Key Business Highlights – Q3 FY26



T&D

- Revenues of Rs. 4,161 Cr, growth of 31% YoY
- Order intake of over Rs. 13,500 Cr across India, Middle East, CIS and Americas
- Secured the largest-ever order of ~Rs. 1,050 Cr in India T&D from a reputed private client
- Robust order book & L1 of over Rs. 26,000 Cr



Civil

- Revenues of Rs. 923 Cr – execution impacted due to labour shortages, delay in release of work front and delayed payments in Water
- YTD Order inflows of over Rs. 4,000 Cr in Buildings & Factories segment
- Strong order book & L1 of over Rs. 10,000 Cr



Transportation

- Revenues of Rs. 349 Cr; focus on expediting completion of existing projects
- Secured 3 orders YTD for Train Collision Avoidance System (TCAS) under KAVACH in partnership with our JV partner
- Order book & L1 of over Rs. 3,000 Cr



Cables & Conductors

- Revenues of Rs. 556 Cr., growth of 37% YoY
- Gradual improvement in Profitability
- Capex for E-Beam facility and Elastomeric cables progressing well - Expect production to commence by the end of this year



Renewables

- Revenues of Rs. 122 Cr
- Forayed into the Wind Energy segment with a breakthrough order for a 100+ MW Wind project
- Continue to bid for select opportunities in Solar, Wind and Battery Energy Storage Systems (BESS)



Oil & Gas

- Revenues of Rs. 77 Cr
- Secured its third international order for a pipeline laying project in the Middle East
- Subdued domestic tender pipeline
- Strategically focusing on expanding its Middle East footprint

Management Commentary

ee

We are pleased with the growth in Revenues and Operating Profitability for the quarter. The growth is backed by strong performances in our T&D and Cables & Conductors businesses. The performance on EBITDA margin front reflects slower progress in water projects and closure costs associated with the completion of metro projects. Despite these challenges, our bottom line has seen healthy growth, with operating PBT and PAT rising by 37% and 32% respectively. During the quarter, we secured multiple strategic orders, strengthening our order book and L1 position to over Rs. 41,000 crore. With a strong focus on execution, expanding capacity, a robust order book and a substantial tender pipeline, particularly in T&D and Civil, we remain well positioned to drive sustained and profitable growth in the coming quarters.

dd

Vimal Kejriwal
Managing Director & CEO



3

Financial Performance



**Ahmedabad Metro Ballastless Track works project
flagged off by Honourable Prime Minister**

Profit and Loss Summary - Consolidated

(₹ crore)

Particulars	Q3 FY26	Q3 FY25	Growth (Y-o-Y)	9M FY26	9M FY25	Growth (Y-o-Y)
Revenues	6,001	5,349	12%	17,116	14,975	14%
EBITDA	430	374	15%	1,211	989	22%
<i>EBITDA Margins</i>	<i>7.2%</i>	<i>7.0%</i>		<i>7.1%</i>	<i>6.6%</i>	
(+) Other Income	10	1		20	27	
(-) Depreciation	50	45		147	137	
(-) Interest	171	170	1%	494	493	0%
<i>Interest as % to sales</i>	<i>2.9%</i>	<i>3.2%</i>		<i>2.9%</i>	<i>3.3%</i>	
Operating PBT	219	160	37%	590	385	53%
<i>Operating PBT Margins</i>	<i>3.6%</i>	<i>3.0%</i>		<i>3.4%</i>	<i>2.6%</i>	
Tax	47	30		133	83	
<i>Tax Rate %</i>	<i>21.6%</i>	<i>18.9%</i>		<i>22.6%</i>	<i>21.5%</i>	
Operating PAT	171	130	32%	457	303	51%
<i>Operating PAT Margins</i>	<i>2.9%</i>	<i>2.4%</i>		<i>2.7%</i>	<i>2.0%</i>	

PBT & PAT with Exceptional Item	Q3 FY26
Operating PBT as above	219
Exceptional Expense - New Labour code	59
PBT	160
<i>PBT Margin %</i>	<i>2.7%</i>
PAT	127
<i>PAT Margin %</i>	<i>2.1%</i>

9M FY26
590
59
531
<i>3.1%</i>
413
<i>2.4%</i>

- Exceptional expense includes provision made of Rs. 59 Cr in Q3 FY26 towards new labour code
- EBITDA for 9M FY25 includes an amount of Rs. 24 Cr received towards an arbitration award

Profit and Loss Summary - Standalone

Particulars	Q3 FY26	Q3 FY25	Growth (Y-o-Y)	9M FY26	9M FY25	Growth (Y-o-Y)	(₹ crore)
Revenues	4,808	4,758	1%	13,787	13,130	5%	
EBITDA	276	281	-2%	781	709	10%	
<i>EBITDA Margins</i>	<i>5.7%</i>	<i>5.9%</i>		<i>5.7%</i>	<i>5.4%</i>		
(+) Other Income	12	4		30	56		
(-) Depreciation	36	37		105	112		
(-) Interest	148	154	-4%	417	443	-6%	
<i>Interest as % to sales</i>	<i>3.1%</i>	<i>3.2%</i>		<i>3.0%</i>	<i>3.4%</i>		
Operating PBT	104	93	11%	289	210	37%	
<i>Operating PBT Margins</i>	<i>2.2%</i>	<i>2.0%</i>		<i>2.1%</i>	<i>1.6%</i>		
Tax	26	20		68	47		
<i>Tax Rate %</i>	<i>24.8%</i>	<i>21.9%</i>		<i>23.6%</i>	<i>22.4%</i>		
Operating PAT	78	73	7%	221	163	35%	
<i>Operating PAT Margins</i>	<i>1.6%</i>	<i>1.5%</i>		<i>1.6%</i>	<i>1.2%</i>		

PBT & PAT with Exceptional Item
Operating PBT as above
Exceptional Expense - New Labour code
PBT
<i>PBT Margin %</i>
PAT
<i>PAT Margin %</i>

Q3 FY26
104
52
52
<i>1.1%</i>
39
<i>0.8%</i>

9M FY26
289
52
236
<i>1.7%</i>
182
<i>1.3%</i>

- Exceptional expense includes provision made of Rs. 52 Cr in Q3 FY26 towards new labour code
- EBITDA for 9M FY25 includes an amount of Rs. 24 Cr received towards an arbitration award
- Wef 1st Jan'25, Cables business has been transferred into a wholly owned subsidiary, KEC Asian Cables Limited and hence its financials have ceased to be a part of standalone numbers. On a like-to-like basis, excluding Cables from the previous year's standalone numbers, the Revenue growth stands at 10% for Q3 & 16% for 9M

Businesswise Revenue Performance - Consolidated

(₹ crore)

Particulars
T&D:
- T&D (KEC)
- SAE Towers
Non T&D:
- Civil
- Transportation
- Oil & Gas Pipelines
- Renewables
- Cables & Conductors
Inter SBU:
Total Net Sales
T&D Share
Non T&D Share

Q3 FY26	Q3 FY25	Growth (Y-o-Y)
4,161	3,175	31%
3,636	2,866	27%
525	309	70%
2,027	2,278	-11%
923	1,102	-16%
349	456	-23%
77	76	2%
122	238	-49%
556	406	37%
-187	-104	
6,001	5,349	12%
69%	59%	
31%	41%	

9M FY26	9M FY25	Growth (Y-o-Y)
11,397	8,505	34%
10,084	7,533	34%
1,313	972	35%
6,177	6,739	-8%
2,831	3,312	-15%
1,245	1,430	-13%
190	293	-35%
448	492	-9%
1,463	1,211	21%
-458	-270	
17,116	14,975	14%
67%	57%	
33%	43%	

Borrowings & Working Capital - Consolidated

(₹ crore)

Particulars	31-Dec-25	31-Dec-24	Increase/ (Decrease)	30-Sep-25	Increase/ (Decrease)	31-Mar-25	Increase/ (Decrease)
I) Net Debt	4,865	4,064	800	4,615	250	3,051	1,814
II) Interest Bearing Acceptances	1,941	1,510	432	1,865	76	1,507	434
Total (I + II)	6,806	5,574	1,232	6,480	326	4,558	2,248

❑ **Net debt including acceptances** stand at Rs. 6,806 Cr as on 31 Dec'25, vis-à-vis Rs. 5,574 Cr as on 31 Dec'24

- Interest expenses as a % of Revenue have reduced by 30 bps in Q3 and by 40 bps in 9M, resulting in an Interest cost of 2.9% for both Q3 & 9M
- The increase in debt level is on account of strong revenue growth, increase in strategic inventory due to benign commodity prices, muted payments in the Water projects and spillover of certain large collections which happened in Jan'26.
- The debt levels have already come down by ~Rs. 300 Cr in Jan'26 and are expected to normalise by Mar'26 end

❑ **Net Working Capital (NWC)** stands at 135 days as on 31 Dec'25 vis-à-vis 129 days as on 31 Dec'24. We continue to focus on below initiatives to optimize working capital:

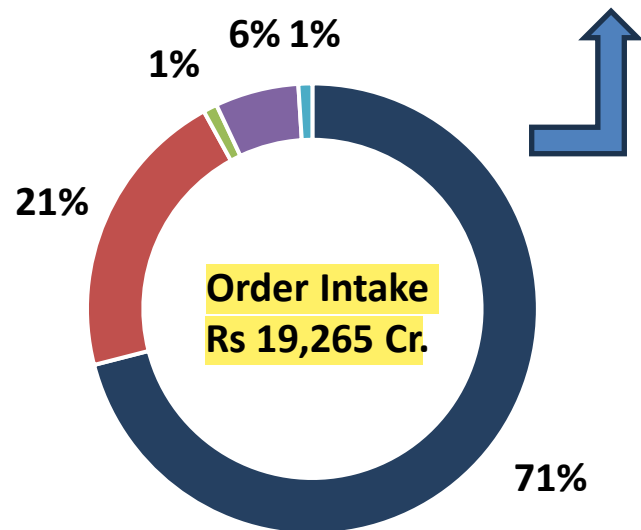
- Judicious monitoring of cash flows through daily/ weekly war rooms
- Release of Retention through focused commercial closure of projects
- Commercial execution of projects thereby reducing dependency receivables
- Improving quality of order intake – Avoiding tenders with adverse payment terms

Order Intake & Order Book - Consolidated

Order Intake – YTD FY26

T&D : 65%

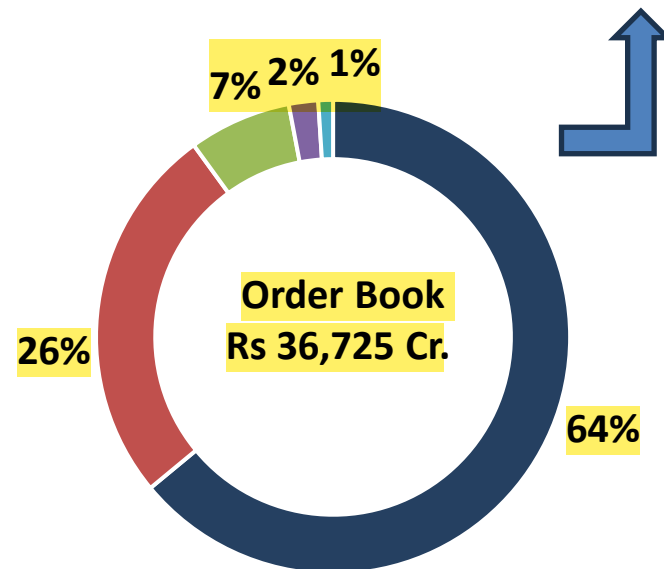
SAE : 6%



Order Book – YTD FY26

T&D : 58%

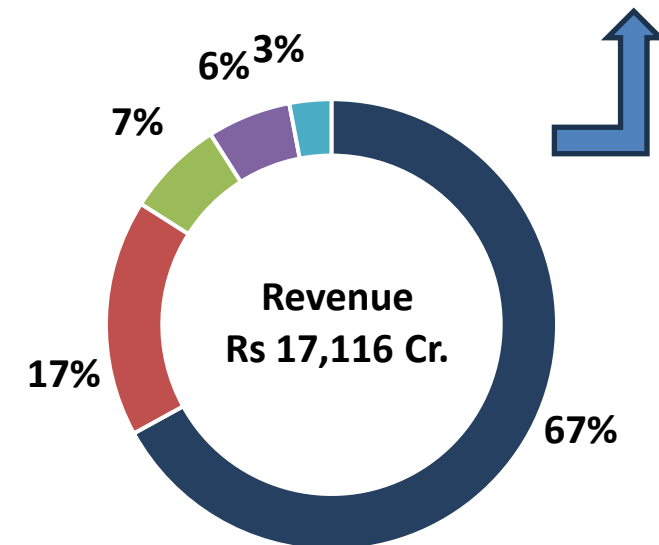
SAE : 6%



Revenue – 9M FY26

T&D : 59%

SAE : 8%



*Others include Renewables and Oil & Gas

- ✓ Robust Order Book + L1 of over Rs 41,000 Crore
- ✓ Tenders under Evaluation and in Pipeline of over Rs. 1,80,000 Crore

Business Outlook

TAILWINDS

- **Strong pipeline in International T&D**
 - Middle East continues to be a key growth engine, with significant opportunities across Saudi Arabia, UAE and Oman
 - Robust demand across Americas – US, Mexico & Brazil
 - Green shoots in Africa & CIS regions
- **Sustained momentum in India T&D with** peak power demand rising and transmission increasingly emerging as a critical bottleneck amid grid congestion and renewable evacuation requirements
- **Real estate upcycle continues** with continuing residential demand
- **Gradual recovery in private capex**
- **Govt. push on Renewables** - Substantial opportunities across Solar, Wind and BESS, supported by increasing storage-led grid stability requirements
- **Govt. focus on safety continues with opportunities in TCAS *Kavach* tenders**
- **International opportunities in Civil, Transportation and Oil & Gas**

HEADWINDS

- **Labour availability:** Improving trend, though shortages in select categories continue to pose challenges
- **Subdued performance in Transportation:**
 - Margin and cash flow getting impacted by delayed completion of projects
 - Order book continues to be muted due to heightened competition from Tier II/ Road players
- **Delay in payments in Water projects** leading to slower progress and impacting working capital

4

**Environmental,
Social and
Governance (ESG)**



500 MW Solar Project at Bhadla, Rajasthan

ESG & Sustainability Goals and Status



Happiness Quotient

Target: Increase Happiness Quotient to 85% by FY26

Status:

Happiness Quotient for FY25 has increased to 84% vis-à-vis 80% for FY21



Diversity & Inclusion

Target: Increase in diversity by 25% by FY26

Status:

Diversity has increased by 57% in FY25 vis-à-vis FY21



Occupational Health & Safety

Target: Work towards the goal of achieving Zero accidents

Status:

LTIFR has reduced to 0.1 in FY25 vis-à-vis 0.68 in FY21, a reduction of 84%



Corporate Social Responsibility

Target: Reach 2 lac CSR beneficiaries by FY 26

Status:

Cumulative CSR beneficiaries till FY25 from FY21 are more than 15 lac



Circularity

Target: Zero waste to landfill by FY 26 for manufacturing plants

Status:

Waste to landfill has reduced by 24% in FY25 vis-à-vis FY21



Water Positive Approach

Target: Reduce water consumption intensity in manufacturing plants by 20% by FY26

Status:

Water consumption intensity has reduced by 27% in FY25 vis-à-vis FY21



Energy Consumption

Target: Reduce energy consumption intensity of manufacturing plants by 15% by FY26

Status:

Energy consumption intensity has reduced by 33% in FY25 vis-à-vis FY21



Carbon Emission

Target: Reduce Greenhouse Gas (GHG) emissions intensity of manufacturing plants by 20% by FY26

Status:

GHG emission intensity has reduced by 27% in FY25 vis-à-vis FY21



Sustainable Procurement

Target: 100% of key suppliers to be assessed under ESG criteria by FY23

Status:

100% of key suppliers assessed under ESG Criteria

Sustainability Roadmap – Key Initiatives and Approach

Happiness Quotient

- Culture Pillars “EXCITE” becoming way of working in KEC: Structured Approach for re-integration and Enhanced Visibility
- Increase in health insurance cover for all employees

Circularity

- Created 210 artificial reefs off the coast of Mumbai using leftover steel and cement from project sites
- Empty cement bags have been recycled into tarpaulins and ropes for material coverage

Diversity & Inclusion

- Focus on hiring locals in International locations and enhancing Ethnic Diversity
- Launch of Sensitization Initiatives for women like Support Beam, Her Space

Water Positive Approach

- Implementation of Real-Time Utility Management Systems for monitoring & reduction of water usage
- Recycled air conditioning condensate and RO water outflow for dust suppression and washing in water-scarce project areas

Occupational Health & Safety

- Strengthened the Health & Safety and ESG organisation with the hiring of a senior level resource
- Conducting focused Environment, Health & Safety (EHS) safety trainings

Decarbonisation

Reducing energy consumption & carbon emission

- Installing HVDC-charged emergency lighting systems at project sites
- Tree Plantation Drive in Bangladesh – Planted 25,000+ trees

Corporate Social Responsibility

- Upliftment of community areas through the revival of art and experiences in the Banganga
- Providing cook stoves to underprivileged families in Maharashtra

Sustainable Procurement

- Formulated the Code of Conduct (CoC) based on sustainability / ESG criteria
- Formulated Sustainable Procurement Policy

THANK YOU



Follow us on:

