

12<sup>th</sup> February, 2026

<b>BSE Ltd.</b> Phiroze Jeejeebhoy Towers, Dalal Street, Fort, Mumbai 400 001. <b>Scrip Code: 532782</b>	<b>National Stock Exchange of India Ltd.</b> Exchange Plaza, 5 <sup>th</sup> Floor, Plot No. C/1, G-Block, Bandra - Kurla Complex, Bandra (E), Mumbai 400 051. <b>Scrip Code: SUTLEJTEX</b>
--	---

Dear Sirs / Madam,

**Sub: Q3 & 9M FY26 Result Presentation**

Please find enclosed herewith a copy of the presentation with respect to the Un-audited Financial Results (Standalone and Consolidated) of the Company for the quarter and nine months ended 31<sup>st</sup> December, 2025.

Thanking you

Yours faithfully  
For **Sutlej Textiles and Industries Limited**

Manoj Contractor  
Company Secretary and Compliance Officer

Encl.: a/a





**sutlej**  
textiles and industries limited

# Sutlej Textiles and Industries Limited

Leadership in Yarns, Establishing a Niche in Home Textiles

Investor Presentation – Q3 & 9MFY26





This presentation and the accompanying slides (the “Presentation”), which have been prepared by **Sutlej Textiles and Industries Limited** (the “Company”), solely for information purposes and do not constitute any offer, recommendation or invitation to purchase or subscribe for any securities and shall not form the basis or be relied on in connection with any contract or binding commitment whatsoever. Unless otherwise stated in this document, the information contained herein is based on management information and estimates. The information contained is subject to change without notice and past performance is not indicative of future results. No offering of securities of the Company will be made except by means of a statutory offering document containing detailed information about the Company. This Presentation has been prepared by the Company based on information and data which the Company considers reliable, but the Company makes no representation or warranty, express or implied, whatsoever, and no reliance shall be placed on, the truth, accuracy, completeness, fairness and reasonableness of the contents of this Presentation.

This Presentation may not be all inclusive and may not contain all of the information that you may consider material. Any liability in respect of the contents of, or any omission from, this Presentation is expressly excluded. Certain matters discussed in this Presentation may contain statements regarding the Company’s market opportunity and business prospects that are individually and collectively forward-looking statements. Such forward-looking statements are not guaranteeing of future performance and are subject to known and unknown risks, uncertainties and assumptions that are difficult to predict. These risks and uncertainties include, but are not limited to, the performance of the Indian economy and of the economies of various international markets, the performance of the industry in India and worldwide, competition, the company’s ability to successfully implement its strategy, the Company’s future levels of growth and expansion, technological implementation, changes and advancements, changes in revenue, income or cash flows, the Company’s market preferences and its exposure to market risks, as well as other risks. You acknowledge that you will be solely responsible for your own assessment of the market and the market position of the Company and that you will conduct your own analysis and be solely and completely responsible for forming your own view of the potential future growth and performance of the Company.

The Company will not be in any way responsible for any action taken based on such statements and undertakes no obligation to publicly update, amend, modify or revise these forward-looking statements to reflect subsequent events or developments. The Company’s actual results, levels of activity, performance or achievements could differ materially and adversely from results expressed in or implied by this Presentation. The Company assumes no obligation to update any forward-looking information contained in this Presentation. Any forward-looking statement/s and projection/s made by third parties included in this Presentation are not adopted by the Company and the Company is not responsible for such third-party statement/s and projection/s. The contents of this presentation have not been reviewed by any regulatory authority in any jurisdiction where such presentation has been made or distributed.



# Table of Contents

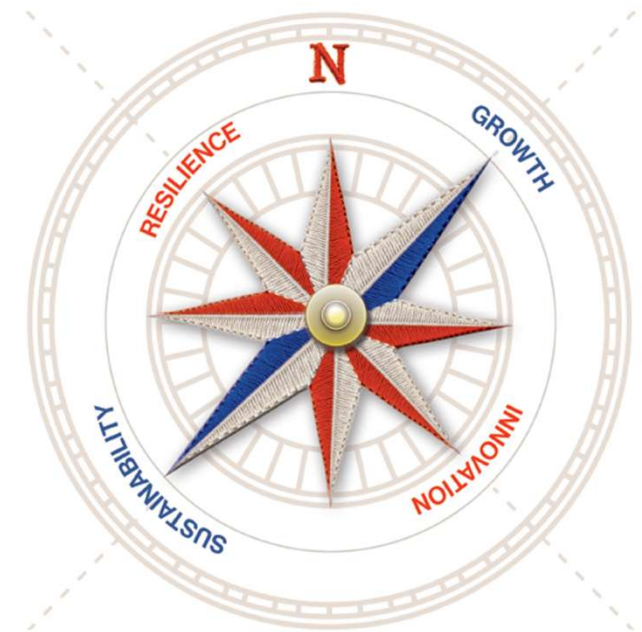
1. Q3 & 9MFY26 Result Updates

2. STIL – Company Overview

3. Sustainable Green Fibre

4. Specialised Yarn

5. Home Textiles



NAVIGATING CHANGE  
**EMPOWERING PROGRESS**



# Key Highlights Q3 & 9MFY26

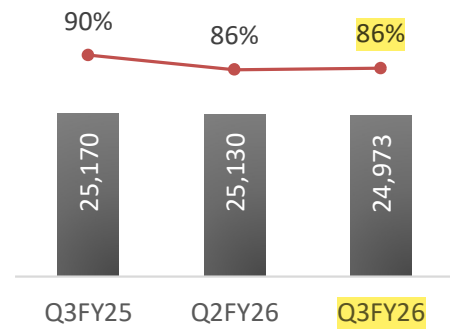




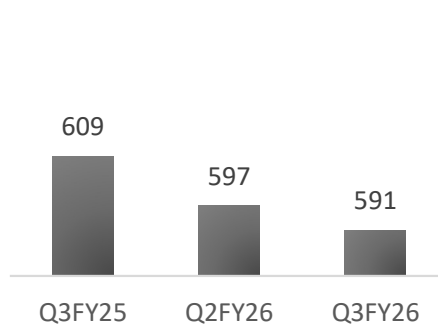
# Yarn Business – Q3 & 9MFY26 Highlights

**Q3FY26**

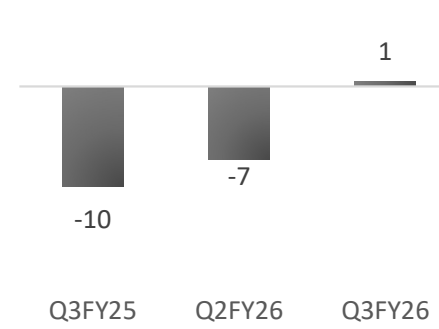
**Sales Volume and Capacity Utilization**



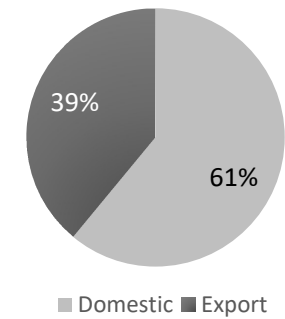
**Segment Revenue (Rs Cr)**



**Segment EBIT (Rs Cr)**

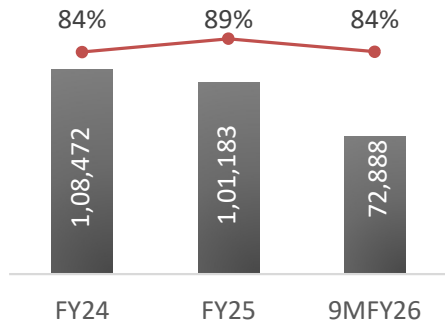


**Revenue Mix (%)**

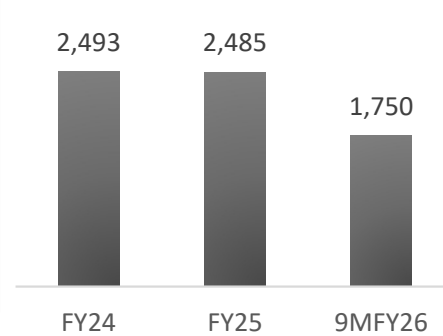


**9MFY26**

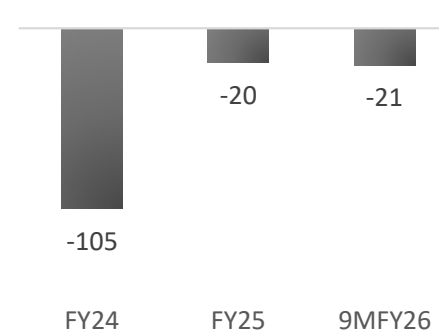
**Sales Volume and Capacity Utilization**



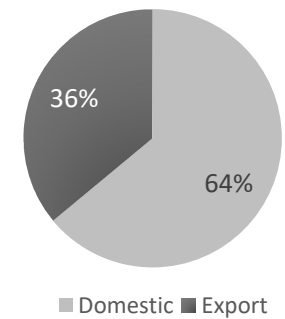
**Segment Revenue (Rs Cr)**



**Segment EBIT (Rs Cr)**



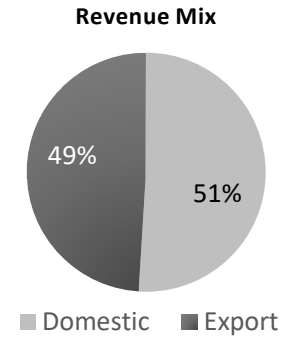
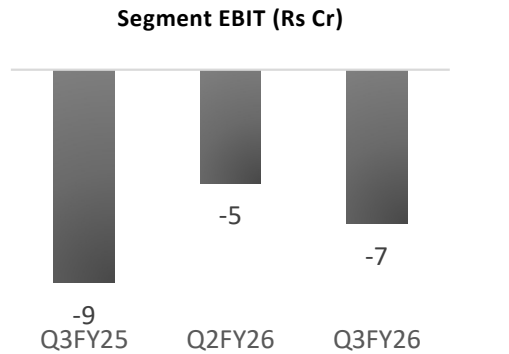
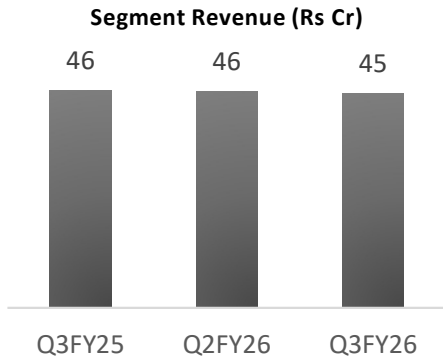
**Revenue Mix (%)**





# Home Textiles Business – Q3 & 9MFY26 Highlights

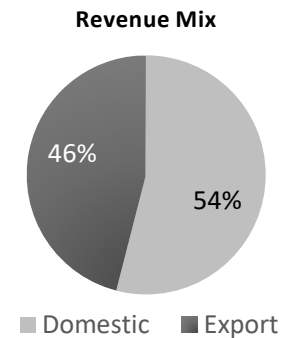
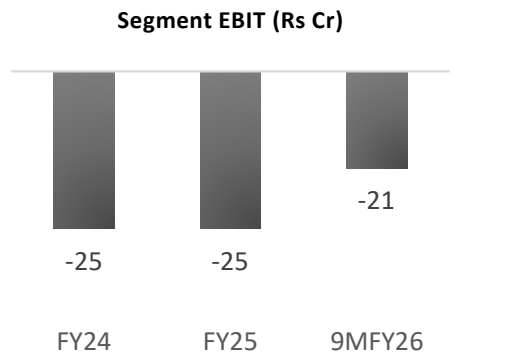
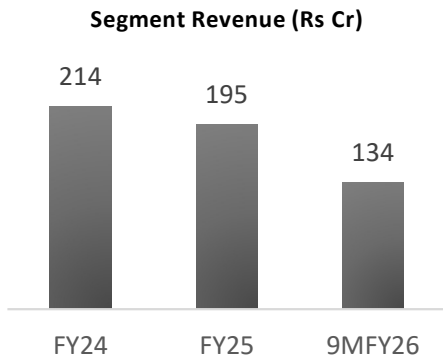
Q3FY26



## Enhanced Value Proposition:

- Nesterra has achieved consistent and strong growth over the past five years
- Q3 built on the momentum of previous quarters, delivering focused and quality-led growth across exports, domestic business, and Nesterra. Performance was driven by sharper strategic execution, deeper market penetration, and expansion across product categories and customer segments. Within three quarters, Nesterra's top 15 customers have aligned closely with the industry's top 15, reinforcing strong market positioning.

9MFY26



## Expansions and New Launches:

- Total Active stores – 480

State wise contribution:

Maharashtra: 28.77%

Gujarat: 18.96%

Delhi: 10.78%



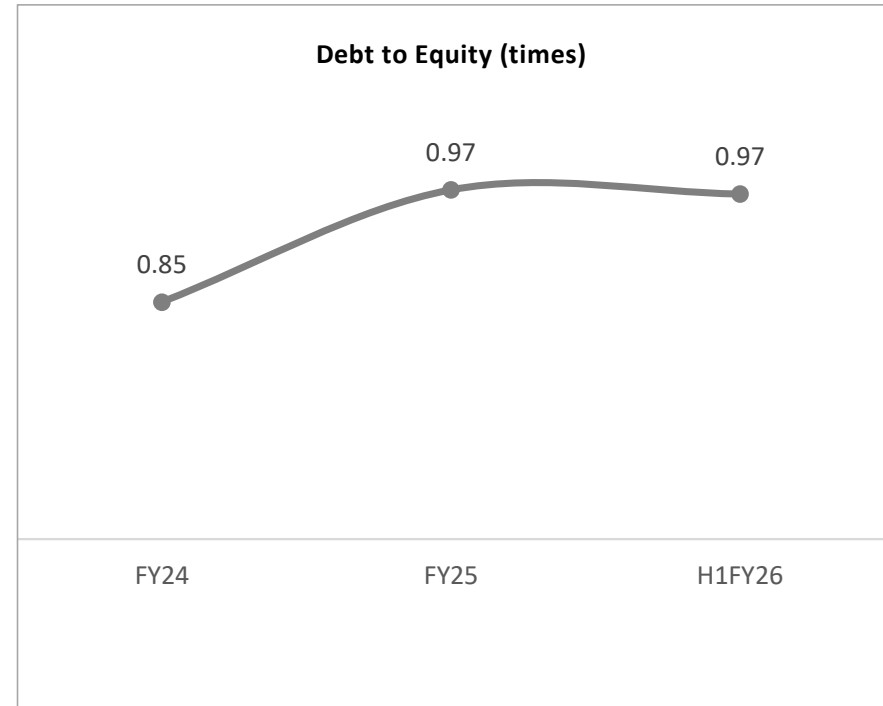
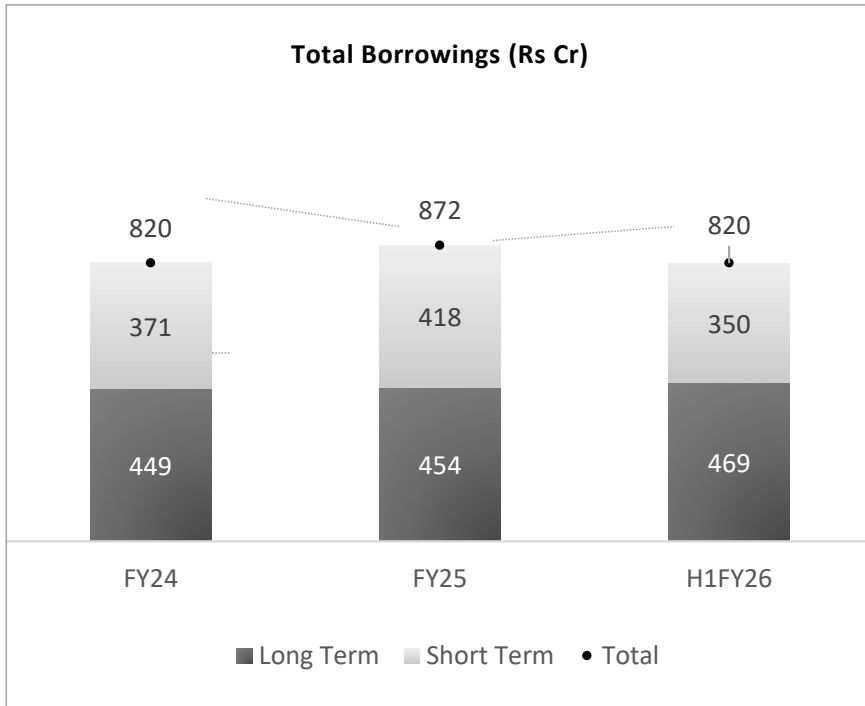
## Standalone Profit & Loss – Q3 & 9M FY26

Particulars (Rs Cr)	Q3FY26	Q2FY26	QoQ %	Q3FY25	YoY%	9MFY26	9MFY25	YoY %
<b>Total Income</b>	<b>640</b>	<b>642</b>	<b>-0.4%</b>	<b>652</b>	<b>-1.9%</b>	<b>1,885</b>	<b>1,991</b>	<b>-5.3%</b>
Cost of goods sold	345	345	0.1%	375	-7.9%	1,034	1,132	-8.7%
Employee cost	110	115	-4.4%	109	1.6%	333	331	0.5%
Other expenses	159	164	-3.3%	160	-1.1%	471	477	-1.3%
<b>EBITDA</b>	<b>25</b>	<b>17</b>	<b>44.7%</b>	<b>8</b>	<b>205.1%</b>	<b>48</b>	<b>51</b>	<b>-5.9%</b>
<b>EBITDA Margin</b>	<b>4.0%</b>	<b>2.7%</b>	<b>123 bps</b>	<b>1.3%</b>	<b>268 bps</b>	<b>2.5%</b>	<b>2.6%</b>	<b>(2 bps)</b>
Depreciation	27	27	-0.4%	27	-0.7%	81	82	-1.6%
Interest	16	16	0.3%	16	0.6%	49	46	5.1%
<b>Profit Before Tax (Before EI)</b>	<b>-18</b>	<b>-26</b>	<b>30.8%</b>	<b>-35</b>	<b>49.2%</b>	<b>-82</b>	<b>-78</b>	<b>-5.2%</b>
Exceptional Items	0	1	-	0	-	2	6	-70.5%
<b>Profit Before Tax (After EI)</b>	<b>-18</b>	<b>-27</b>	<b>32.4%</b>	<b>-35</b>	<b>47.8%</b>	<b>-84</b>	<b>-84</b>	<b>0.2%</b>
Tax	-7	-8	14.9%	-11	35.0%	-29	-27	-4.5%
<b>Profit After Tax</b>	<b>-11</b>	<b>-18</b>	<b>40.4%</b>	<b>-24</b>	<b>53.8%</b>	<b>-55</b>	<b>-56</b>	<b>2.5%</b>
<b>PAT Margin</b>	<b>-1.7%</b>	<b>-2.9%</b>	<b>115 bps</b>	<b>-3.6%</b>	<b>192 bps</b>	<b>-2.9%</b>	<b>-2.8%</b>	<b>(9 bps)</b>



## Consolidated Profit & Loss – Q3 & 9M FY26

Particulars (Rs Cr)	Q3FY26	Q2FY26	QoQ %	Q3FY25	YoY%	9MFY26	9MFY25	YoY %
<b>Total Income</b>	<b>640</b>	<b>645</b>	<b>-0.8%</b>	<b>658</b>	<b>-2.7%</b>	<b>1,895</b>	<b>2,012</b>	<b>-5.9%</b>
Cost of goods sold	347	348	-0.4%	379	-8.5%	1,046	1,148	-8.8%
Employee cost	112	117	-3.8%	110	1.9%	337	336	0.3%
Other expenses	160	165	-3.1%	161	-0.7%	475	480	-1.1%
<b>EBITDA</b>	<b>20</b>	<b>15</b>	<b>40.8%</b>	<b>7</b>	<b>181.8%</b>	<b>36</b>	<b>48</b>	<b>-25.2%</b>
<b>EBITDA Margin</b>	<b>3.2%</b>	<b>2.3%</b>	<b>94 bps</b>	<b>1.1%</b>	<b>209 bps</b>	<b>1.9%</b>	<b>2.4%</b>	<b>(49 bps)</b>
Depreciation	27	28	-0.5%	28	-1.2%	82	84	-1.9%
Interest	16	16	-0.5%	16	-2.0%	49	48	2.5%
<b>Profit Before Tax (Before EI)</b>	<b>-23</b>	<b>-29</b>	<b>21.1%</b>	<b>-37</b>	<b>37.7%</b>	<b>-95</b>	<b>-83</b>	<b>-14.2%</b>
Exceptional Items	0	1	NA	0	-	2	0	NA
<b>Profit Before Tax (After EI)</b>	<b>-23</b>	<b>-30</b>	<b>22.9%</b>	<b>-37</b>	<b>36.4%</b>	<b>-97</b>	<b>-83</b>	<b>-16.3%</b>
Tax	-7	-8	14.9%	-11	35.0%	-29	-27	-4.5%
<b>Profit After Tax</b>	<b>-16</b>	<b>-22</b>	<b>26.0%</b>	<b>-26</b>	<b>37.0%</b>	<b>-68</b>	<b>-56</b>	<b>-22.1%</b>
<b>PAT Margin</b>	<b>-2.5%</b>	<b>-3.4%</b>	<b>86 bps</b>	<b>-3.9%</b>	<b>137 bps</b>	<b>-3.6%</b>	<b>-2.8%</b>	<b>(82 bps)</b>



 Overall Debt Levels continue to be in control; Low utilization of working capital at 50% against sanction as on Sept 30, 2025

 Consistently keeping Debt to Equity below 1x



**Mr. C. S. Nopany**

### **Commenting on the results, Mr. C.S. Nopany, Executive Chairman, Sutlej Textiles and Industries Limited said:**

“Q3 FY2025-26 was a step forward from the previous quarter, though global uncertainties and input cost pressures continued to weigh on the industry. The operating environment is stabilizing, and what is particularly noteworthy is the structural shift unfolding in India's trade landscape.

The free trade agreements with the UK and the European Union, along with the improving trade outlook with the US, are creating unprecedented market access for Indian textiles. For Sutlej, with our strengths in value-added and specialty yarns, these developments are directly relevant and deeply encouraging.

We continue to sharpen our focus on efficiency, product innovation, and sustainability. While near-term caution is warranted, we approach the coming quarters with measured optimism, backed by a clearer and more favourable external environment than we have seen in some time.”



# Sutlej – A Leading Integrated Textile Manufacturer in India





# A Premier Indian Yarn Manufacturer, Growing Presence in Home Textiles



**Patronage of a renowned group**

- Established in 1934 by Late Dr. Krishna Kumar Birla as Sutlej Cotton Mills Ltd.
- 90+ years of existence in Spinning Industry
- Excellent Corporate Governance
- Highly Experienced Management

**Large Scale, World-class Yarn Capacities**

- A Leading Yarn Manufacturer in India

**Three Manufacturing Units**

- J&K,
- Himachal Pradesh,
- Rajasthan

**4,13,904 Spindles**

**Focus on Sustainable Transformation**

**Green Fibre (for captive use)**

**120 MT/Day**

**Home Textiles**

**8.97 Million Meters**





# Creation of a Strong Foundation over the years



## Sustainable Transformation



## Capacity Expansion



## Spinning Excellence since 1934

**1934:** Founded and promoted by Late Dr. Krishna Kumar Birla as Sutlej Cotton Mills Ltd.

**1963:** Established Rajasthan Textile Mills at Bhawanimandi (Jhalawar)

**1970:** Diversified into Synthetic Blended Yarn

**1981:** Leased a Spinning Unit - Chenab Textile Mills (CTM) from Texmaco Ltd at J&K - manufacturing Cotton & Synthetic Yarn

**1997:** Purchased CTM

**2005:** Incorporated **Sutlej Textiles & Industries Ltd**, via demerger

**2006-07:** Entered into Home Textile Segment

**2007-08:** Expansion at Rajasthan Unit

- 7,488 spindles for PV Dyed Yarn
- 12,672 spindles for Cotton Yarn

**2010-11:** Expansion at J&K Unit

- 31,104 spindles for Melange Cotton blended dyed yarn.

12MW Thermal Power at Rajasthan

**2014:** Expansion at J&K Unit

- 31,104 spindles for Value-added Cotton Melange and Cotton Blended Dyed Yarn

**2015:** Acquired Birla Textile Mills 35,280 spindles – commenced commercial production for Cotton blended dyed and Mélange Yarn at Rajasthan

**2017: Entered into Home Textile Segment**

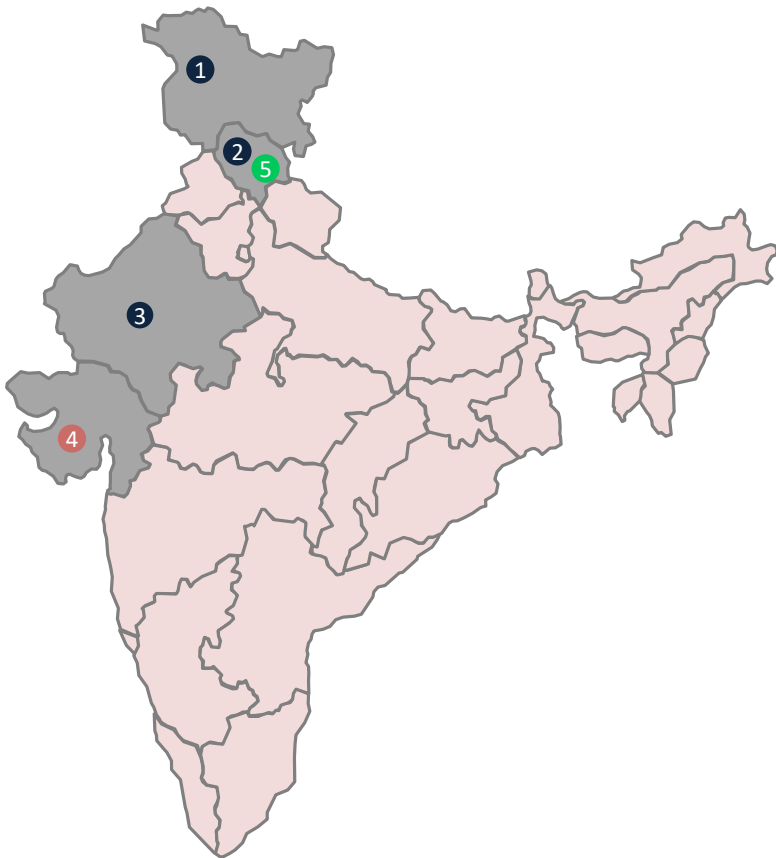
- Acquired Design, Sales, and Distribution (DS&D) business along with brand of American Silk Mills LLC (ASM)
- Invested USD 4.5 Million in Wholly Owned Subsidiary in USA

**2019-2022: Backward integration**

- Modernization of Home Textile Facility
- Green Fiber Plant Commenced green fiber plant in Mar 2021
- Launched “Nesterra” Home Textile Brand



# Among the Leading Yarn (4,13,904 Spindles) and Fabric Capacities in India



- ✓ Our facilities are capable to handle a variety of Raw Material, having different Counts
- ✓ We work very closely with our Customers to fulfil requirements and on the ethos, 'Manufacture to Sale and Not to Stock'

## Yarn

- 1 Kathua, J&K**
  - Cotton Mélange: 1,02,576 Spindles
  - Man-made Fibre: 1,10,640 Spindles
- 2 Baddi, Himachal Pradesh**
  - Cotton Mélange: 36,503 Spindles
  - Man-made Fibre: 45,865 Spindles
- 3 Bhawanimandi, Rajasthan**
  - Cotton Mélange: 35,280 Spindles
  - Man-made Fibre: 83,040 Spindles
  - Roof top solar plant of 2.2 MW

## Home Textile

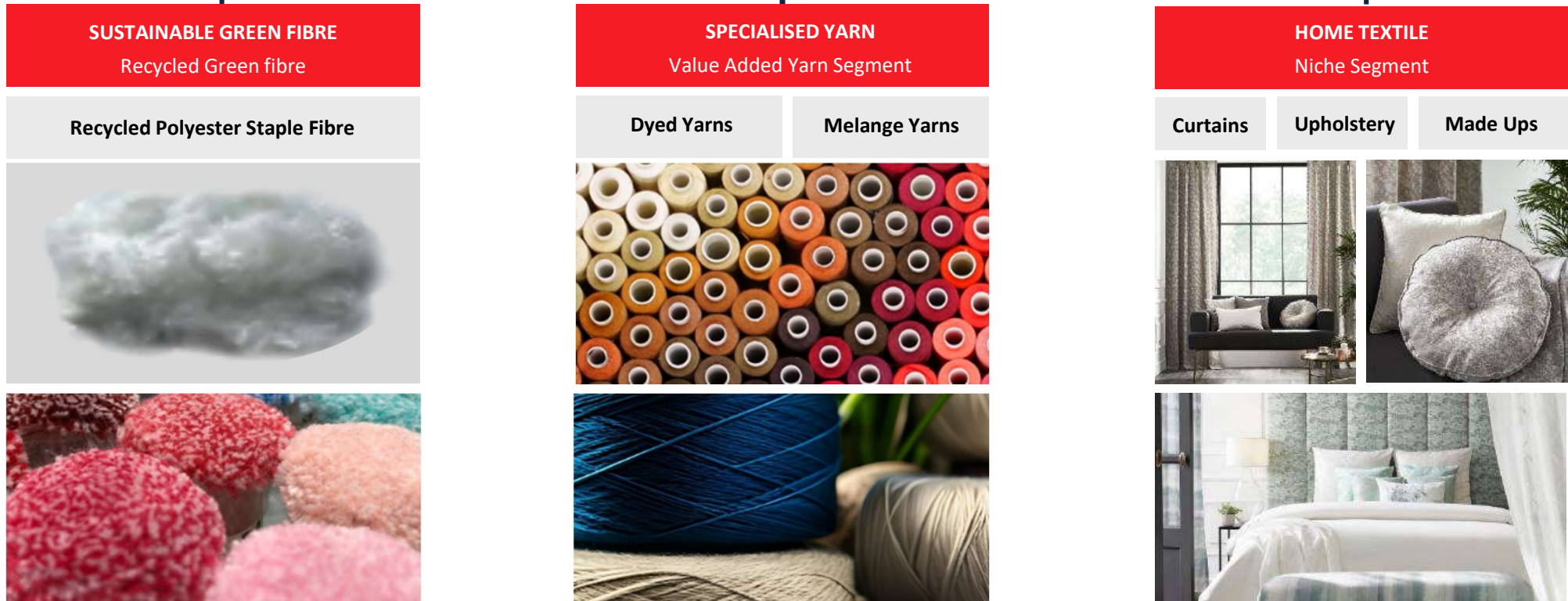
- 4 Damanganga, Gujarat**
  - Capacity of 8.97 Million Meters
  - 118 Shuttle-less looms

## Green Fibre

- 5 Baddi, Himachal Pradesh**
  - Raw White & Black Recycle Fibre: 120 MT per day



# Key Business Verticals






# Sustainable Green Fibre





# Sustainable Green Fibre - Improving Operating Efficiency by Backward Integration



✓ **4.80 Mn per day** peak quantum of PET bottles that can be consumed at Sutlej

**Huge Potential**

- ✓ **60 Mn** PET drinking water bottles are consumed each hour across the world
- ✓ We have developed multiple new products like **Hollow Fiber & Super White Fiber etc. which have been approved by the users**

- ✓ **120 MT/ day** installed capacity of Green Fibre
- ✓ **~100%** capacity utilization
- ✓ **~73%** of green fibre appetite serviced from within



# Specialty Dyed Yarn





# Specialty Dyed Yarns – Backbone of Our Business



## Leading Yarn manufacturer in India

**4,13,904** Dyed Yarn Spindles

**~42%** dedicated to Melange Yarn

**~58%** dedicated to various blends



## Strong Global Footprint

Export to over **60+ countries** across

Europe

South-East Asia

USA

North & Latin America



## Well Diversified Product Portfolio/geographies and customers

- Robust Business Model with **low customer concentration** and **diversified geographical spread**.
- B2B business model with around **60% revenue** from organized sector.
- Strong **Brand Recall** in Yarn Segment



## Marquee Clients



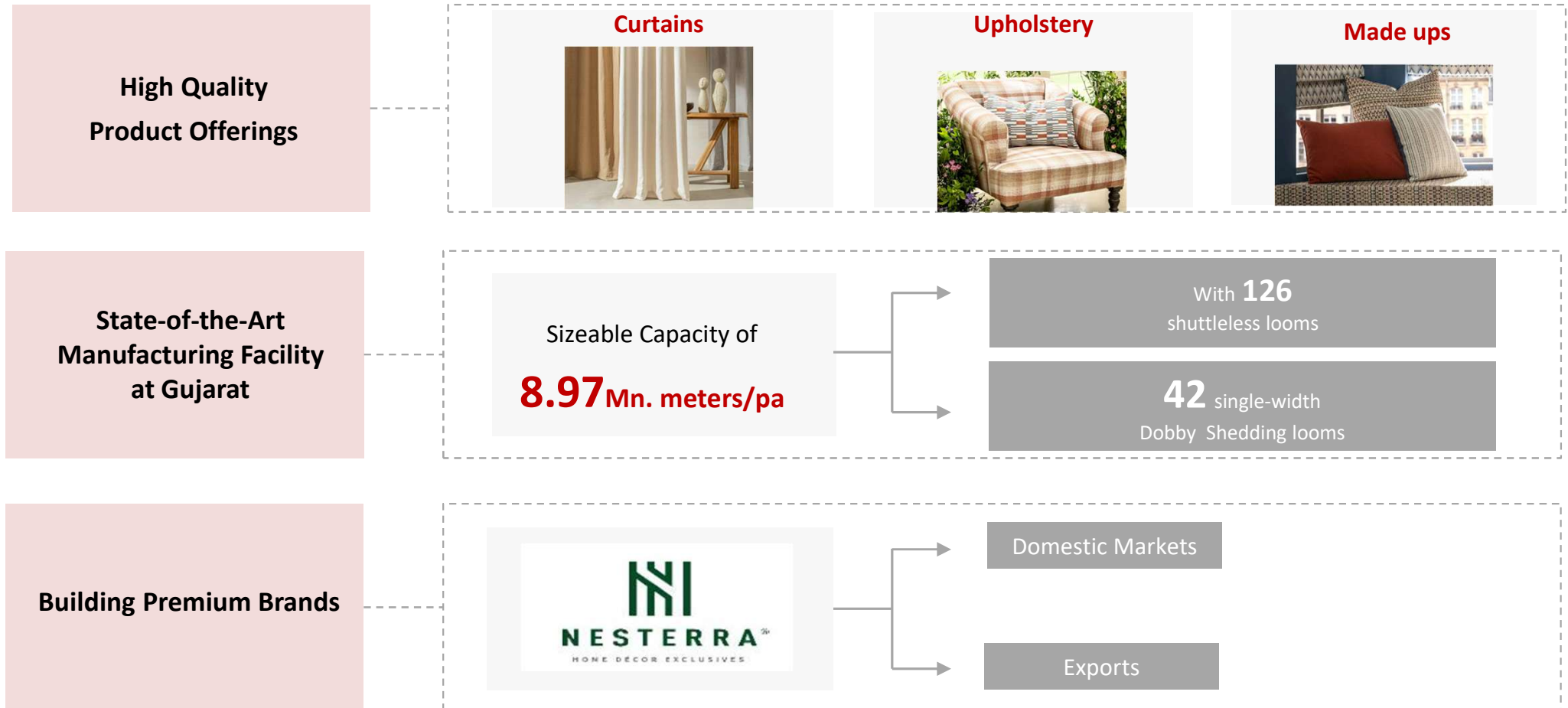


# Niche Home Textile





# One of the Leading Producers and Exporters of Home furnishings





# “Nesterra” - Building a Brand of Future



## Brand Overview

- In FY21, launched the first retail brand in its existence and within a short span of time, ‘Nesterra’ has begun earning respect from top Architect and interior design community for its distinct product offering and has been tastefully found home in their major projects.
- Successfully launched **12 new premium collections** in addition to the **existing 36 collections** of Nesterra in the market at Home Décor Expo 2024, at Jio Convention Centre, BKC, Mumbai



## Capitalize Existing Expertise

- Capitalize on rich pedigree originating from the House of Sutlej by virtue of its **proprietary yarns and manufacturing capability**
- Capitalize on **long term relationship** established by the front-end team to **enter and grow in major markets**




## Distribution

- ‘Nesterra’ has established itself as a prominent player in the industry through its **fastest grown distribution network**
- Have developed **seamless ordering portal** for the trade
- To maintain the premiumness, the total no. of active stores are limited to **625**.



# Home Textile Business – Highlights

- ❖ **Branding & Visual Merchandising:** Executed exclusive branding and standardized window displays across top-performing retail stores, enhancing Nesterra’s visibility in Tier-1 cities through refreshed fabric displays and long-term branding spaces.
- ❖ **Social Media Performance:** Achieved 22K reach, 362k impressions, and 126k engagement on Instagram. Maintained consistent visibility and messaging on platforms, featuring product and topical content. Product-led and storytelling posts drove high engagement, successfully connecting with audiences across lifestyle, home décor, and premium living segments.
- ❖ **Public Relations:** Garnered 36 prominent media coverages across leading publications including Elle Décor, Indian Textile Journal, Cinemapluz, Textile Insights, Textile Value Chain.
- ❖ **Industry Features:** Featured Nesterra in trend stories in Money Control, highlighting Diwali 2025 DIY home décor tips: 8 fabric ideas that instantly make your home look luxurious and rich. News 18- Breaking The Myth: Why Homegrown Doesn’t Mean Compromise On Quality Or Style
- ❖ **Spokesperson Engagements:** Arranged media interviews with leading trade and lifestyle publications, including SustainableNXT Sustainability Conference & Awards, Indian Textile Journal, Textile Value Chain, positioning Nesterra as an expert voice in premium home textiles and strengthening brand credibility among industry players.
- ❖ **Brand Activation:** At Home by Nayandeep on Youtube and Kaise Banta Hai show on Jio Hotstar gave us Brand visibility.
- ❖ **Exhibition Presence:** Participated in *Yarnex 2025, Mumbai, Ludhiana* showcasing premium fabrics, sustainable innovations, and design stories, reinforcing Nesterra’s position in the premium home furnishing segment.



**Nesterra Presents  
JioHotstar's Latest  
Original Series Kaise  
Banta Hai Season 2,  
Now Streaming**

By **Textile Insights** • November 17, 2025  
352 • No Comment



NOW PALETTE





# Guided by Industry Veterans and Experienced Management

## Board of Directors

**Mr. C.S. Nopany**

Executive Chairman

**Mr. Rohit Dhoot**

Independent  
Non-Executive Director

**Mr. Ashok Mittal**

Independent  
Non-Executive Director

**Mr. Sameer Kaji**

Independent  
Non-Executive Director

**Ms. Deepa Kapoor**

Independent  
Non-Executive Director

**Mr. Arhant Vikram Nopany**

Non-Executive Director

**Mr. Ashish Kumar Srivastava**

Whole time Director &  
Chief Executive Officer

## Key Executives

**Mr. Ranjan Chaudhary**

Chief Operating Officer

**Mr. Sachin J. Karwa**

Chief Financial Officer

**Mr. Manoj Contractor**

CS & Compliance Officer



**Sutlej Textiles & Industries Ltd.**  
CIN. : L17124RJ2005PLC020927

**Mr. Sachin J. Karwa**

[investor.relations@sutlejttextiles.com](mailto:investor.relations@sutlejttextiles.com)

Lotus Corporate Park, E- Wing, 6<sup>th</sup> Floor, 185/A, Near Jay Coach,  
Goregaon (East), Mumbai 400 063.

For more information visit: [www.sutlejttextiles.com](http://www.sutlejttextiles.com)



**Stellar IR Advisors Private Limited**

**Ms. Pooja Sharma / Mr. Ankit Jain**

[pooja.sharma@stellar-ir.com](mailto:pooja.sharma@stellar-ir.com) | [ankit@stellar-ir.com](mailto:ankit@stellar-ir.com)

A - 405, Kanakia Wall Street,  
Andheri (East), Mumbai - 400 093.

For more information visit: [www.stellar-ir.com](http://www.stellar-ir.com)

