

PRESENTATION
Q2 FY 26 RESULTS



AHLUWALIA CONTRACTS (INDIA) LTD.
ENGINEERING DESIGNING CONSTRUCTION

14th November 2025



DISCLAIMER

The information contained in this presentation is only current as of its date. All actions and statements made herein or otherwise shall be subject to the applicable laws and regulations as amended from time to time. There is no representation that all information relating to the context has been taken care of in this presentation and neither we undertake any obligation as to the regular updating of the information as a result of new information, future events or otherwise. We will accept no liability whatsoever for any loss arising directly or indirectly from the use of, reliance of any information contained in this presentation or for any omission of the information. The information shall not be distributed or used by any person or entity in any jurisdiction or countries where such distribution or use would be contrary to the applicable laws or regulations. It is advised that prior to acting upon this presentation independent consultation / advise may be obtained and necessary due diligence, etc. may be done at your end. You may also contact us directly for any questions or clarifications.

This presentation may contain certain statements of future expectations and other forward-looking statements, including those relating to our general business plans and strategy, our future financial condition and growth prospects, and future developments in our industry and our competitive and regulatory environment.

In addition to statements which are forward looking by reason of context, the words may, will, should, expects, plans, intends, anticipates, believes, estimates, predicts, potential and similar expressions identify forward looking statements.

Actual results, performances or events may differ materially from these forward-looking statements including the plans, objectives, expectations, estimates and intentions expressed in forward looking statements due to a number of factors, including without limitation future changes or developments in our business, our competitive environment, technology and application, and political, economic, legal and social conditions. It is cautioned that the foregoing list is not exhaustive.

This presentation is not being used in connection with any invitation of an offer or an offer of securities and should not be used as a basis for any investment decision.



TOTAL INCOME (FYE 25)

₹ **41,540** Mn.

EBITDA (FYE 25)

₹ **3,418** Mn.

GROSS ORDER BOOK (as on 30 Sep 25)

₹ **250,049** Mn

UNEXECUTED

ORDER BOOK (as on 30 Sep 25)

₹ **180,576** Mn

PRESENCE Pan India

(**43** Ongoing Projects across **15** States and **1** Project Overseas)

TOTAL INCOME (Q2 FY 26)

₹ **11,923** Mn.

EBITDA (Q2 FY 26)

₹ **1,286** Mn.

YTD ORDER INFLOWS

₹ **43,741** Mn (FYE 26)



Ahluwalia Contracts (India) Limited (ACIL) is a well-established integrated construction company with five decades of expertise in infrastructure development.

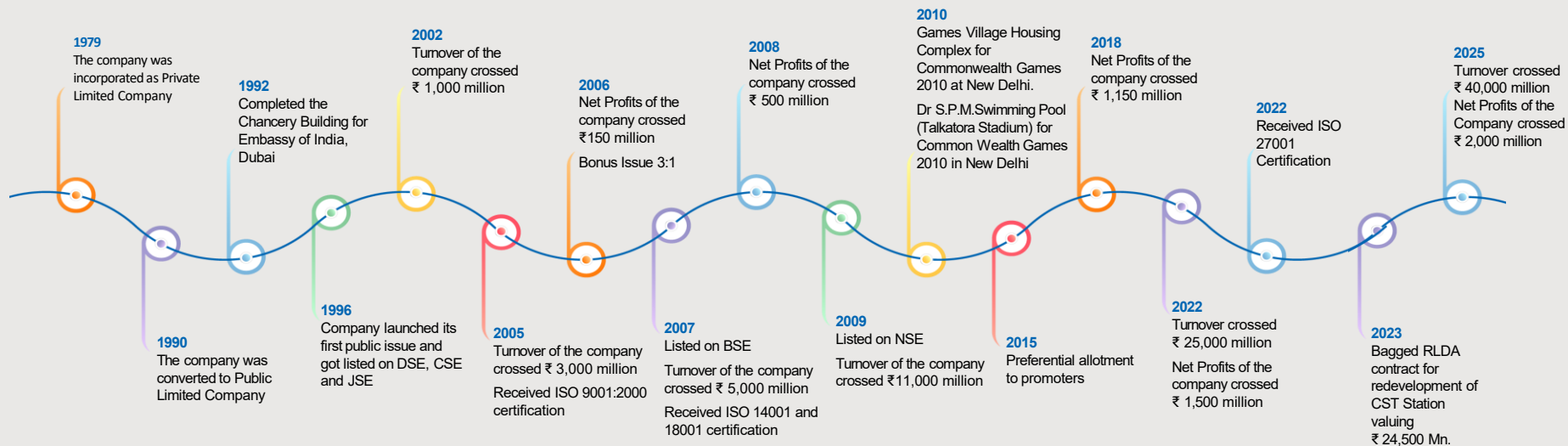
► **Turnkey solutions in Engineering, Design and Construction for Public and Private Sector clients**

► **Completed landmark projects:**

- Residential and commercial buildings / complexes
- Hotels, institutional and hospital buildings
- Corporate offices, information technology (IT) parks, industrial complexes
- Automated car parking lot, townships, BOT projects
- Metro station and depot
- Redevelopment / Upgradation of Railway Stations
- Urban infrastructure
- Data Centres



JOURNEY





POWERED BY AN ENDURING VISION, MISSION AND VALUES

Our business is founded on our vision of excellence and steered by our mission of continuous enhancement, as we move towards the next milestone in our journey.



VISION

To be the company of choice for construction of complex buildings by continuously setting higher standards of excellence in different facets of EPC in building Industry.



MISSION

To be the benchmark for clients satisfaction in the building industry, as also for the training and welfare of its workforce.



VALUES THAT DRIVE US

Excellence, Integrity,
Teamwork, Continuous
improvement, Quality



UNIQUE ADVANTAGES

- ▶ State-of-the-art mechanized solutions offered through excellent infrastructure
- ▶ In-house capabilities to ensure high quality standards
- ▶ Wide service portfolio offerings through robust business flow process
- ▶ Timely construction and delivery of projects
- ▶ Experienced Promoters and Strong management bandwidth with sound corporate governance
- ▶ Strong network of channel partners
- ▶ ISO 9001, ISO 14001, ISO 27001 and ISO 45001 certification



INDUSTRY / SECTOR OUTLOOK

- The India Construction Market size was valued at \$ 1.04 trillion in 2024 and is projected to grow to USD 1.21 trillion by 2025.
- The industry is expected to continue its growth trajectory, reaching USD 2.13 trillion by 2030, with a CAGR of 12.1% from 2025 to 2030.
- The construction industry in India is the second largest employer after agriculture, and it is therefore critical to the country's economic stability.
- Construction Industry is contributing 9% share in India's GDP and it currently employs 51 Mn people in India.
- The Construction industry market in India works across 250 sub- sectors with linkages across sectors.
- Indian Real Estate sector is expected to reach a market size of USD 1 Tn by 2030. Its contribution to the country's GDP is expected to be approximately 13% by 2025.
- Increasing demand for commercial space - Construction of office spaces, hotels, retail, entertainment units. The net office space absorption across India's largest 6 cities stood at 31.9 Mn sq.ft. in 2020.
- By 2030, more than 40% of the population is expected to live in urban India (33% today), creating a demand for 25 Mn additional mid-end and affordable units.
- Under National Infrastructure Pipeline (NIP), India has an investment budget of \$1.4 Tn on infrastructure -24% on renewable energy, 18% on roads & highways 17% on urban infrastructure, and 12% on railways.



TOP 10 ONGOING PROJECTS (as on 30th September 2025)

Project	Order Value (₹ Mn)	Unexecuted Value (₹ Mn)
Re-development of Chhatrapati Shivaji Maharaj Terminus (CSMT) at Mumbai	24,500	20,944
India Jewelry Park, Mumbai	21,570	21,570
The Dahlias DLF 5, Gurugram	20,890	20,890
Signature Global Business Park	13,070	12,235
DLF City Center – Downtown	10,947	9,996
Whitelands Corporation Limited, Sector 103, Gurugram	10,650	10,650
Lal Bahadur International Airport, Varanasi	8,935	6,784
Bihar Animal Science University, Patna, Bihar	8,902	2,954
The Arbour Project DLF, Gurugram	7,447	2,494
Tata Memorial Centre, Parel, Mumbai	7,233	5,357

Projects with the unexecuted value below ~ 5% of the Order Value has not been considered above.



ONGOING PROJECTS



STATE

LOCATION

HIMACHAL PRADESH	Dharamshala (1)
PUNJAB	Mohali (1)
CHANDIGARH	Chandigarh (1)
DELHI NCR	Delhi (4)
HARYANA	Gurgaon (9)
UTTAR PRADESH	Varanasi (1)
	Noida (1)
	Jewar (1)
BIHAR	Chhapra (1)
	Darbhanga (1)
	Patna (1)
JHARKHAND	Ranchi (1)
CHHATTISGARH	Korba (1)
MAHARASHTRA	Mumbai (5)
GOA	Goa (1)
WEST BENGAL	Kolkata (3)
ASSAM	Bongaigaon (1)
	Guwahati (2)
ODISHA	Bhubaneswar (3)
KARNATAKA	Bengaluru (3)
NEPAL	Kavre (1)

Number of projects in brackets



KEY CLIENTS





FINANCIAL HIGHLIGHTS

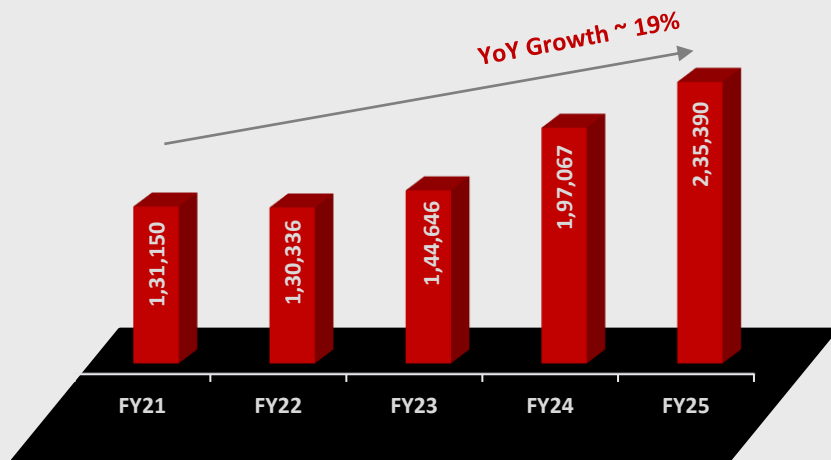


ORDER BOOK

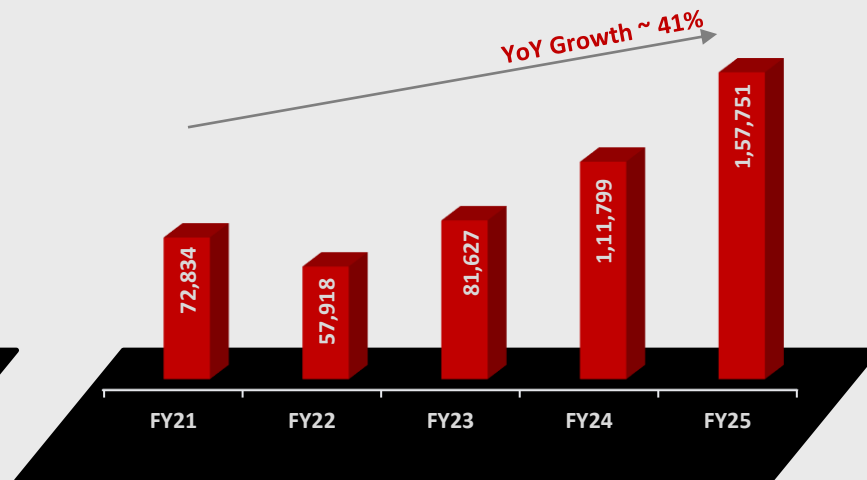
(₹ Mn.)

Details	FY21	FY22	FY23	FY24	FY25
Gross Order Book	131,150	130,336	144,646	197,067	235,390
Unexecuted Order Book	72,834	57,918	81,627	111,799	157,751

Gross Order Book (₹ Mn.)



Unexecuted Order Book (₹ Mn.)

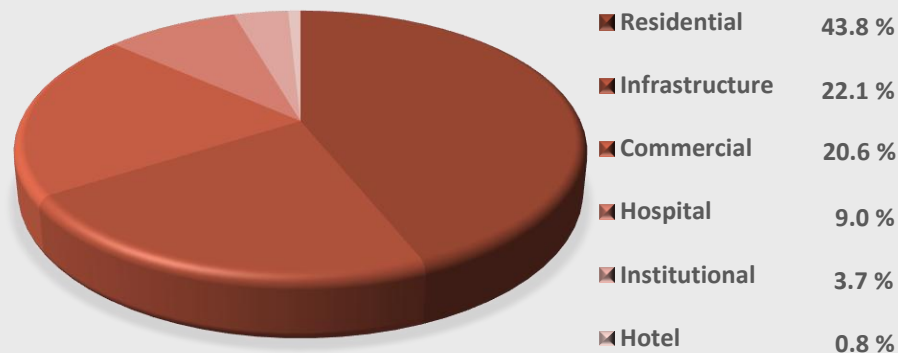




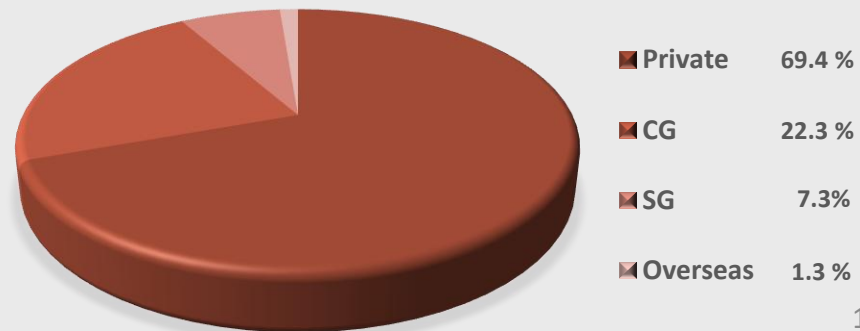
SEGMENT WISE ORDER BOOK CLASSIFICATION (as on September 2025)

Segment Wise Unexecuted Order Book	(₹ Mn.)	Percent (%)
Residential	79,182	43.8
Infrastructure	39,968	22.1
Commercial	37,113	20.6
Hospital	16,192	9.0
Institutional	6,614	3.7
Hotel	1,507	0.8
Total	180,576	100.0

SEGMENT WISE ORDER BOOK



SECTOR WISE FOOTPRINTS

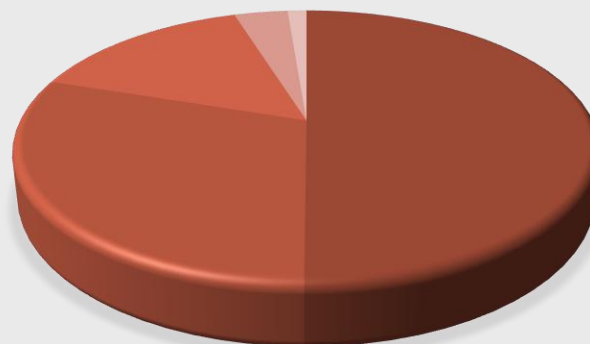


Sector Wise Unexecuted Order Book	(₹ Mn.)	Percent (%)
Private	125,475	69.4
Central Government (CG)	40,212	22.3
State Government (SG)	12,606	7.0
Overseas – Government	2,282	1.3
Total	180,576	100.0

STATEWISE / REGIONWISE ORDER BOOK CLASSIFICATION (as on September 2025)

State Wise Unexecuted Order Book	(₹ Mn.)	Percent (%)
Haryana	72,092	39.9
Maharashtra	53,541	29.7
Uttar Pradesh	11,491	6.4
West Bengal	8,892	4.9
Bihar	7,718	4.3
Karnataka	6,449	3.6
Assam	4,946	2.7
Delhi	4,040	2.2
Chhatisgarh	3,460	1.9
Odissa	2,022	1.1
Chandigarh	1,466	0.8
Himachal Pradesh	732	0.4
Punjab	650	0.4
Goa	587	0.3
Jharkhand	208	0.1
Total (Domestic)	178,294	98.7
Overseas	2,282	1.3
Total	180,576	100.0

OUR DIVERSIFIED REGIONAL PRESENCE



North	50.0%
West	30.0 %
East	15.1 %
South	3.6 %
Overseas	1.3 %

Region Wise Unexecuted Order Book	(₹ Mn.)	Percent (%)
North	90,471	50.0
West	54,128	30.0
East	27,246	15.1
South	6,449	3.6
Overseas (Nepal)	2,282	1.3
Total	180,576	100.0

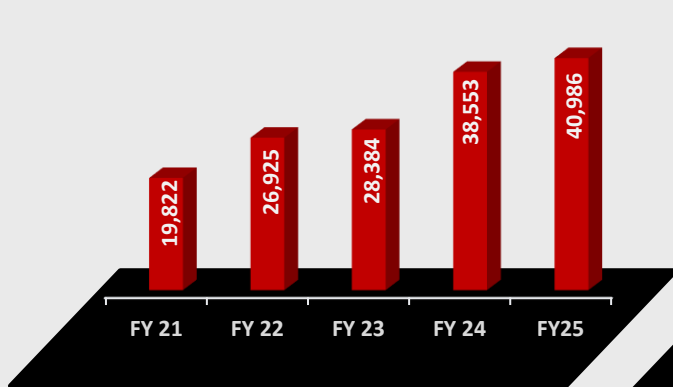
Delhi NCR Region Projects (as on 30 Sep 2025) - ₹ 80,839 Mn. viz. 44.8% of the Unexecuted Order Book

FINANCIAL HIGHLIGHTS (Standalone)

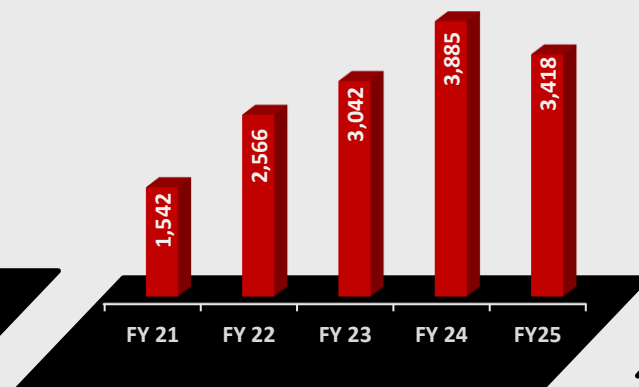
(₹ Mn.)



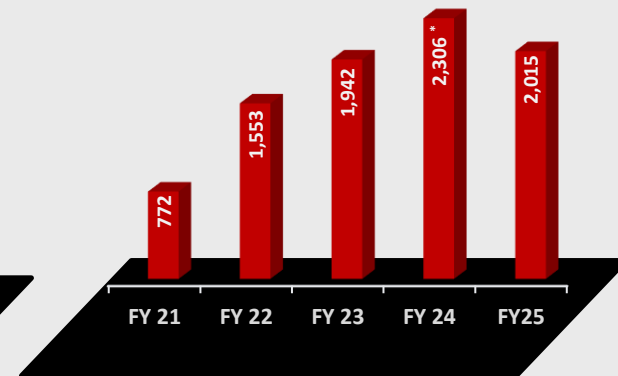
	FYE21	FYE22	FYE23	FYE24	FYE25
Income From Operations	19,822	26,925	28,384	38,553	40,986
Growth (%)	5%	36%	5%	36%	6%
Other Income	223	291	295	366	554
Total Income	20,045	27,216	28,679	38,919	41,540
EBITDA	1,542	2,566	3,042	3,885	3,418
EBITDA margin (%)	7.8%	9.5%	10.7%	10.1%	8.3%
Profit Before Exceptional Gains and Tax	1,035	2,084	2,618	3,102	2,724
Exceptional Gains	-	-	-	1,950	-
PAT	772	1,553	1,942	3,755	2,015
PAT Margin (%)	3.9%	5.8%	6.8%	9.6%	4.9%
Net Worth	8,800	10,365	12,298	16,021	18,001



INCOME FROM OPERATIONS (₹ Mn)
CAGR (3 yrs) ~ 15%



EBITDA (₹ Mn)
CAGR (3 yrs) ~ 10%



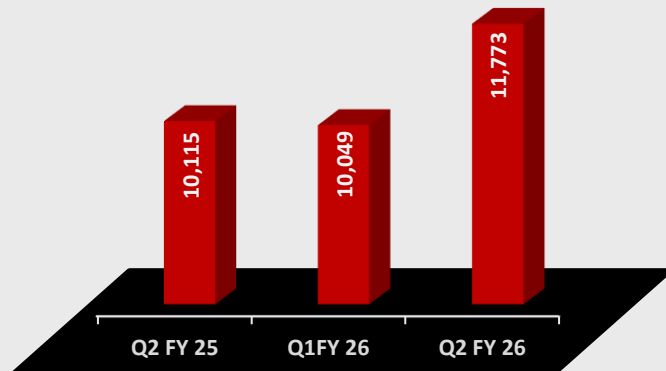
PAT (₹ Mn)
CAGR (3 yrs) ~ 9%

* Excluding Exceptional Gains of ₹ 1,449 Mn (Net of Tax)

FINANCIAL HIGHLIGHTS (Standalone) (Q2 FY 26)

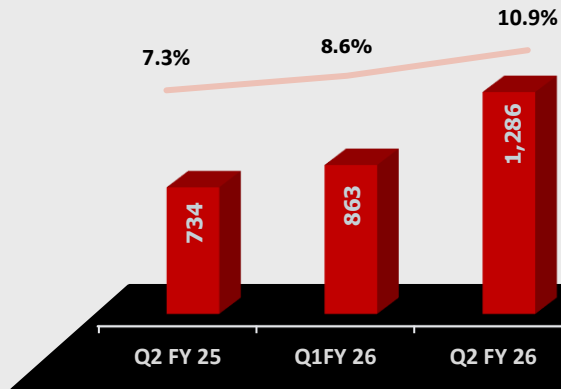
(₹ Mn.)

Income from Operations (₹ Mn)

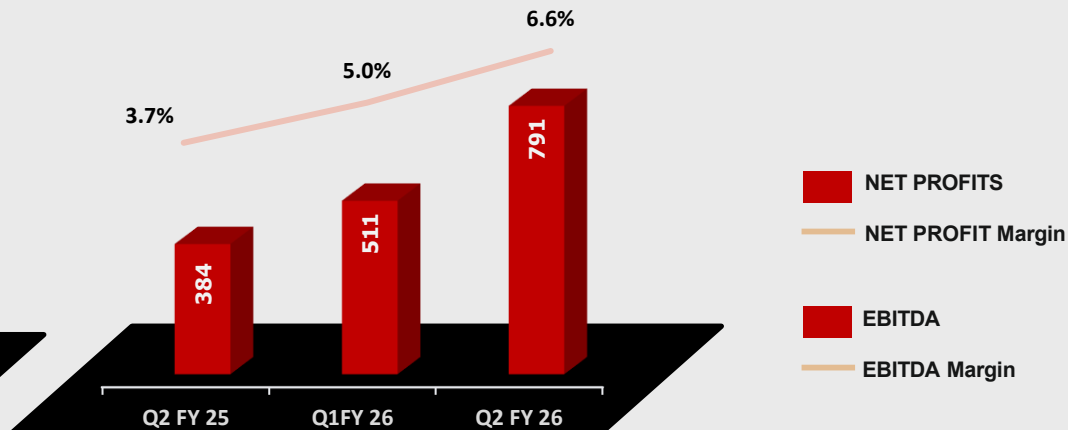


	Q2 FY 26	Q1FY 26	Q2 FY 25
Income from Operations	11,773	10,049	10,115
Total Income	11,923	10,207	10,232
EBITDA	1,286	863	734
EBITDA Margin (%)	10.9%	8.6%	7.3%
Depreciation	223	207	166
Finance Cost	149	119	160
Net Profit after Tax	791	511	384
Net Profit Margin (%)	6.6%	5.0%	3.7%

EBITDA (₹ Mn) & MARGIN (%)



PAT (₹ Mn) & MARGIN (%)



- NET PROFITS
- NET PROFIT Margin
- EBITDA
- EBITDA Margin



THANK YOU



REGISTERED / CORPORATE OFFICE - DELHI

PLOT NO. A-177,

OKHLA INDUSTRIAL AREA, PHASE - I,

NEW DELHI -110020

Email: mail@acilnet.com

REGIONAL OFFICES – MUMBAI | KOLKATA | BENGALURU



AHLUWALIA CONTRACTS (INDIA) LTD.

ENGINEERING DESIGNING CONSTRUCTION