

Date: May 26, 2026

To, Department of Corporate Services BSE Limited Phiroze Jeejeebhoy Towers, Dalal Street, Mumbai - 400001	To, Listing Department National Stock Exchange of India Ltd Exchange Plaza, Plot No. C/1, G Block, Bandra Kurla Complex, Bandra (East), Mumbai – 400051
---	---

Scrip Code: 543528

ISIN- INE0JA001018

Symbol: VENUSPIPES

Sub: Q4 FY26 Investor Presentation.

Dear Sir/Madam,

With reference to above captioned subject, please find attached Q4 FY26 Investor Presentation. The Presentation will be uploaded on the company's website at www.venuspipes.com.

Request you to kindly take the same on record.

Thanking you,
Yours faithfully,

For **Venus Pipes & Tubes Limited**

Pavan
Kumar
Jain

Digitally signed
by Pavan Kumar
Jain
Date: 2026.05.26
15:03:00 +05'30'

CS Pavan Kumar Jain
Company Secretary and Compliance Officer
Membership No. A66752



Venus Pipes & Tubes Limited

Q4 & FY26 Investor Presentation



This presentation and the accompanying slides (the "Presentation"), which have been prepared by **Venus Pipes & Tubes Limited** (the "Company"), have been prepared solely for information purposes and do not constitute any offer, recommendation or invitation to purchase or subscribe for any securities, and shall not form the basis or be relied on in connection with any contract or binding commitment whatsoever. No offering of securities of the Company will be made except by means of a statutory offering document containing detailed information about the Company.


This Presentation has been prepared by the Company based on information and data which the Company considers reliable, but the Company makes no representation or warranty, express or implied, whatsoever, and no reliance shall be placed on, the truth, accuracy, completeness, fairness and reasonableness of the contents of this Presentation. This Presentation may not be all inclusive and may not contain all of the information that you may consider material. Any liability in respect of the contents of, or any omission from, this Presentation is expressly excluded.

Certain matters discussed in this Presentation may contain statements regarding the Company's market opportunity and business prospects that are individually and collectively forward-looking statements. Such forward-looking statements are not guarantees of future performance and are subject to known and unknown risks, uncertainties and assumptions that are difficult to predict. These risks and uncertainties include, but are not limited to, the performance of the Indian economy and of the economies of various international markets, the performance of the industry in India and world-wide, competition, the company's ability to successfully implement its strategy, the Company's future levels of growth and expansion, technological implementation, changes and advancements, changes in revenue, income or cash flows, the Company's market preferences and its exposure to market risks, as well as other risks. The Company's actual results, levels of activity, performance or achievements could differ materially and adversely from results expressed in or implied by this Presentation. The Company assumes no obligation to update any forward-looking information contained in this Presentation. Any forward-looking statements and projections made by third parties included in this Presentation are not adopted by the Company and the Company is not responsible for such third-party statements and projections.

All Maps used in the presentation are not to scale. All data, information, and maps are provided "as is" without warranty or any representation of accuracy, timeliness or completeness

VENUS[®]
PIPES AND TUBES

Capex Update



Forward Integration into Pipe Spooling Backed by Anchor Customer

LOI received for INR 185 Cr Order



Secured LOI from leading Data Centre player

Order includes supply of SS Spool for cooling application in Data Centers

Win achieved on the back of company's established Welded Pipes capacity across major SKUs, combined with fittings capability demonstrating customer trust in our execution & technical capabilities

Adding Spooling Capabilities



Pipe spools are pre-fabricated piping assemblies comprising pipes, fittings, flanges and valves – manufactured, welded and tested before onsite installation

~INR 70 Crores Capex
Towards -

Spooling Plant

Fabrication Plant

Fitting Machines & Others

Building end-to-end spooling infrastructure

Forward integration & Transitioning from Stainless Steel Pipes to Engineered Piping Solutions

Moving Up the Value Chain

Enhancing Value Addition

Spooling enables higher realization and stronger margins

Utilization Improvement

Better Utilization of Welded Pipes & Fittings capacities

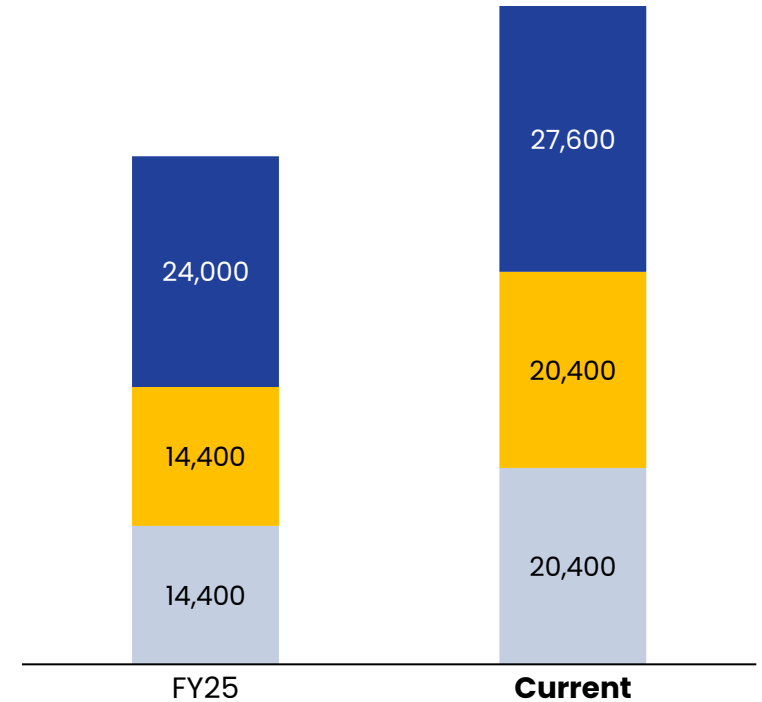
Order-led investment accelerates transition into high-value engineered solutions

Ongoing Capex Completion : Current Capacities

Capacity	Commencement Period
3,600 MTPA Value Added Welded Pipes	May 2025
1,800 MTPA Value Added Seamless Pipes	November 2025
Fittings Capacity	May 2026
4,200 MTPA Value Added Seamless Pipes Along with 6,000 MTPA of Mother Hollow Pipes (Backward Integration)	May 2026
✓ Total Seamless capacity added stands at 6,000 MTPA (higher than 4,800 MTPA initially planned) in November 2025 & May 2026 combined with equivalent capacity of Backward Integration	

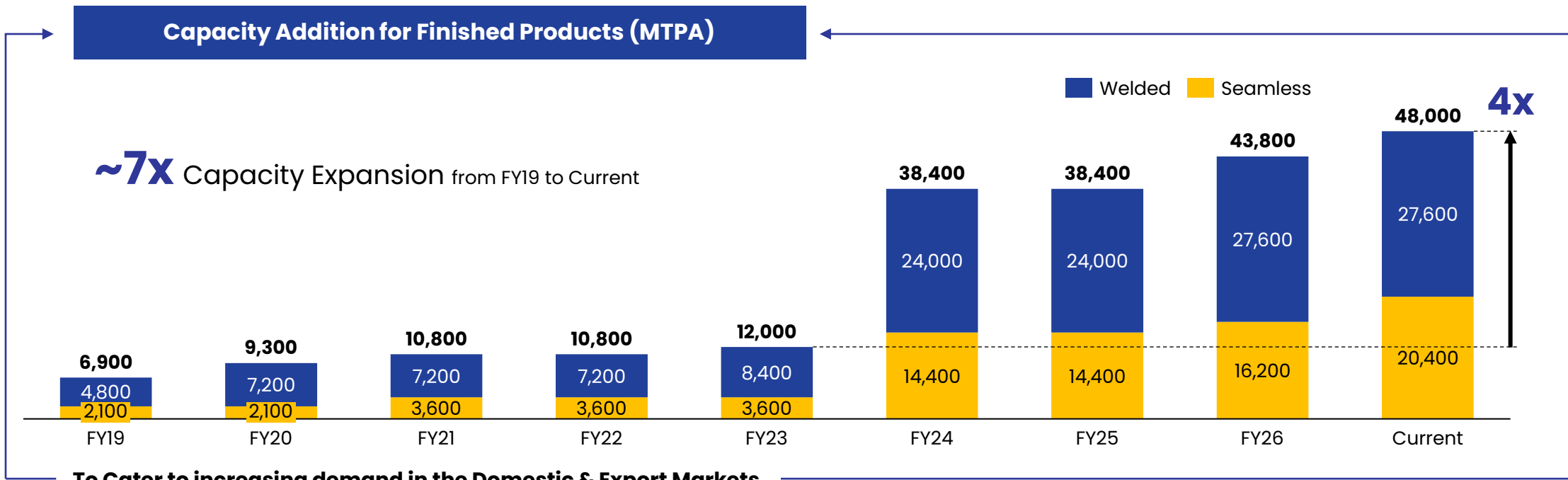
Current Capacities (MTPA)

■ Welded
 ■ Seamless
 ■ Mother Hollow



All Capacities are now live and we expect strong ramp up on the back of steady demand scenario

Continuous Capacity Addition to Serve Growing Demand



To Cater to increasing demand in the Domestic & Export Markets

01

Seamless Pipes

Increased SKUs by adding capacity for higher dia pipes from 6mm to 114.3 mm to **6mm to 219.3 mm**

02

Welded Pipes

Increased SKUs by adding capacity for higher dia pipes from 6mm to 219.3 mm to **6mm to 1,422.4 mm**

03

Backward Integration

Installed **Piercing line** for manufacturing of Mother Hollow Pipes with current capacity of **20,400 MTPA** which is **backward integration for Seamless Pipes**

04

Fittings


Expanded **Product Portfolio** into **Fittings** with an aim to become one stop Piping Solutions provider



Upcoming
Forward Integration into Pipe Spooling



Operational & Financial Highlights



Q4 & FY26 Financial Highlights

All time high revenues of INR 302.2 Cr in Q4 FY26

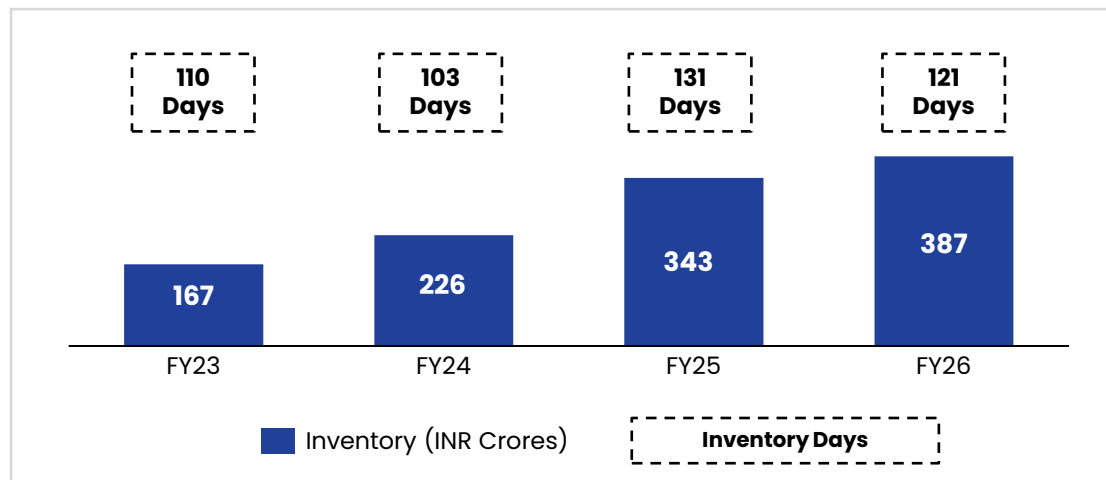
	Revenue	EBITDA	PAT
Q4FY26	INR 302.2 Cr +17.1% YoY	INR 49.4 Cr (+18.7% YoY) 16.3% EBITDA Margin	INR 25.4 Cr (+7.2% YoY) 8.4% PAT Margin
FY26	INR 1,166.8 Cr +21.7% YoY	INR 190.6 Cr (+13.7% YoY) 16.3% EBITDA Margin	INR 101.9 Cr (+9.7% YoY) 8.7% PAT Margin

Operational Highlights :

- ✓ Remaining capacity expansion of Seamless Pipes / Tubes and addition of Fittings commenced operations recently
- ✓ Foray into Spooling Solutions with ~INR 70 crore capex towards a dedicated Spooling & Fabrication facility, fitting machines and allied infrastructure; backed by an LOI worth INR 185 crore from a leading customer in the Data Center segment
- ✓ Installed JCO machine worth INR 12 Crores to manufacture higher length of Welded Pipes which only handful of players manufacture in the country
- ✓ Installation in progress for 6.1 MW Solar Power with an investment of INR 22 crores which is expected to lead annual power savings of INR 6 crores
- ✓ Purchased additional 15 acres land for future expansion

Inventory Days Stable Despite Significant Scale-Up in Business Operations

Inventory & Inventory Days Movement from FY23 to FY26...



During the Same Period...

Order Book Increased **~2.5 times** to INR 450 Crores

Revenue Grew by **28% CAGR** to INR 1,167 Crores

Exports Increased **~13 times** to INR 400 Crores

Inventory days remain stable despite rising inventory → Rise in inventory is proportional to the growth in Business Operations

Strong Order Book Visibility

- ✓ Execution visibility increased **from ~60 days to 5–6 months**
- ✓ Inventory maintained for products with longer lead times

Export-Led Growth

- ✓ Exports require longer inventory holding due to shipping timelines and delivery commitments

Increase in Product Portfolio + Backward Integration

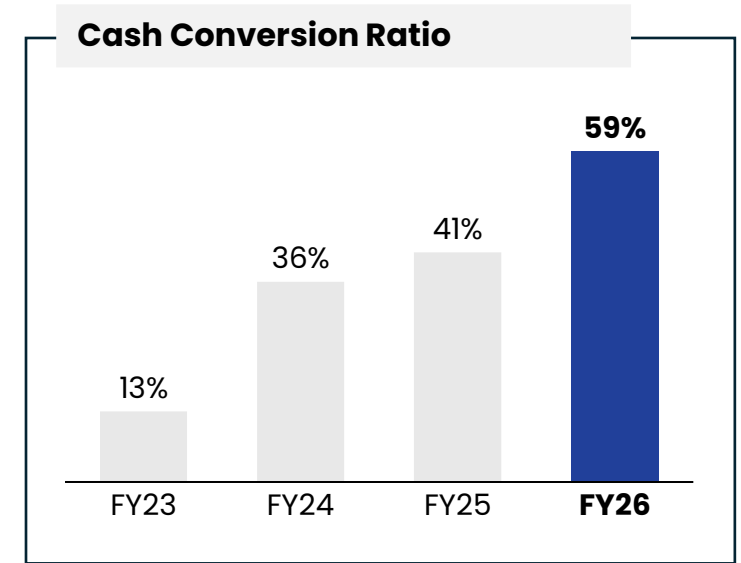
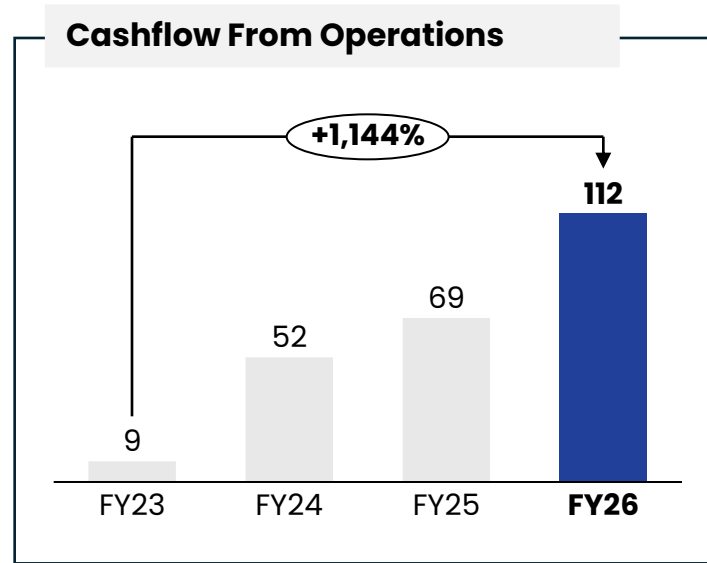
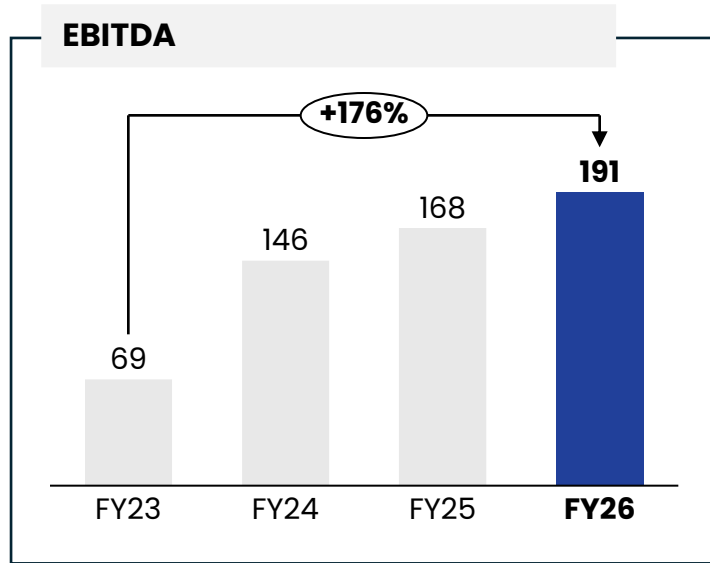
- ✓ Significant increase in **sizes, SKUs and grades** across welded and seamless pipes to service diversified customer requirements & specifications
- ✓ Addition of hollow pipe manufacturing increasing raw material and semi-finished inventories
- ✓ Inventory stocking to mitigate raw material price volatility

Inspection & Approval-Based Orders

- ✓ Dispatches linked to customer/TPI approvals leading to longer inventory holding periods

Inventory Built-up reflective of business expansion, export growth and product diversification

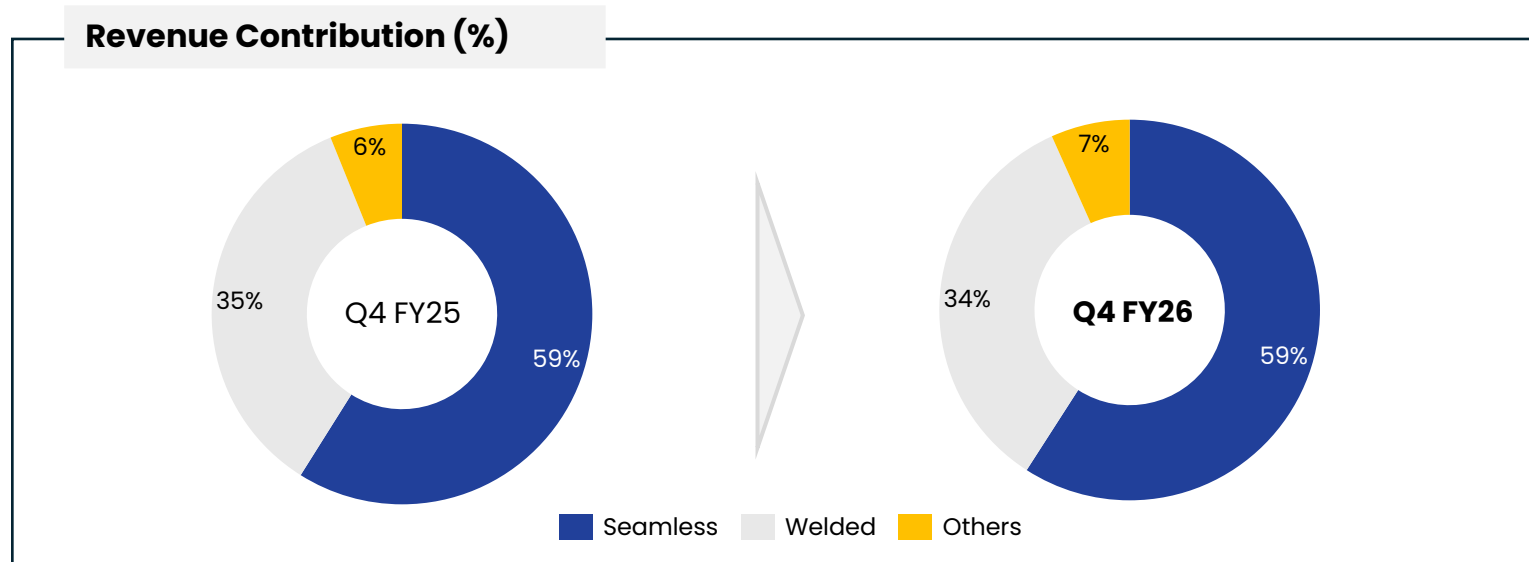
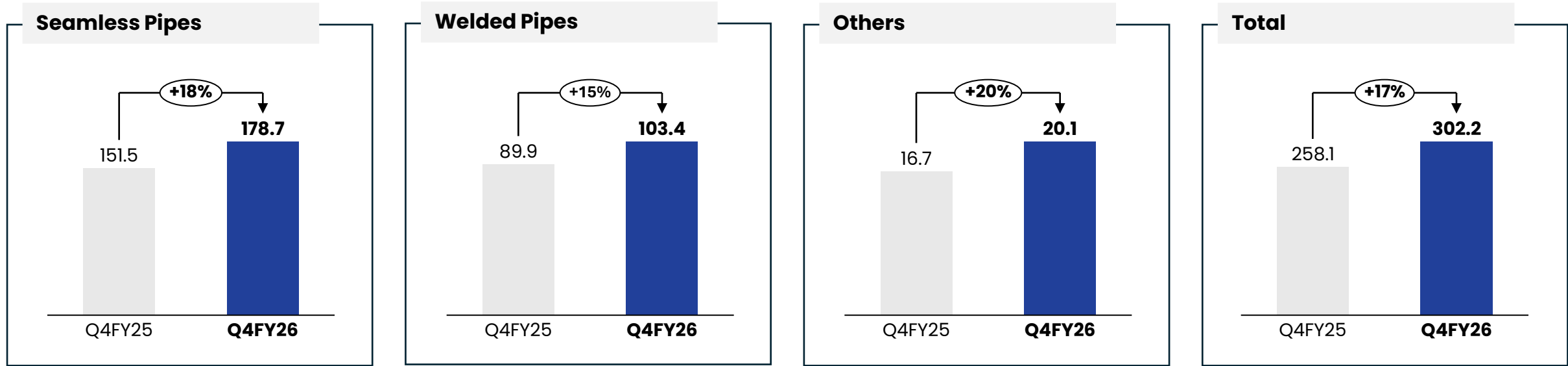
Operation Stabilization post Capex Driving Better Cash Conversion



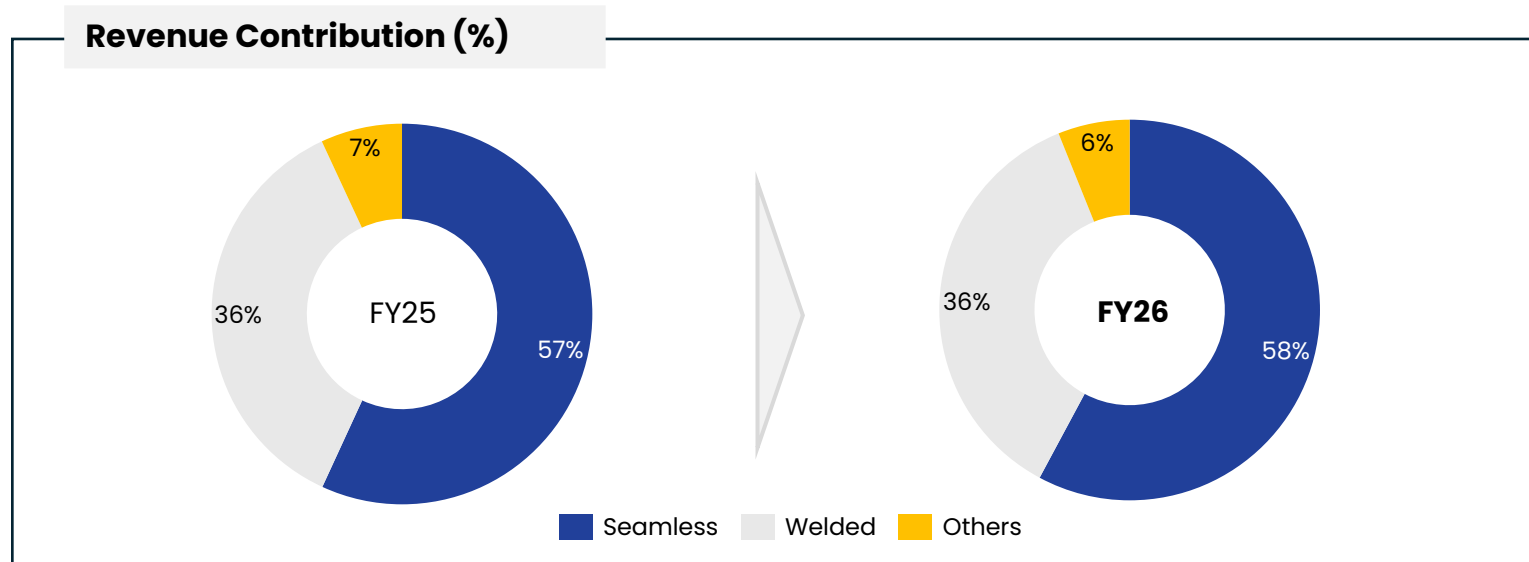
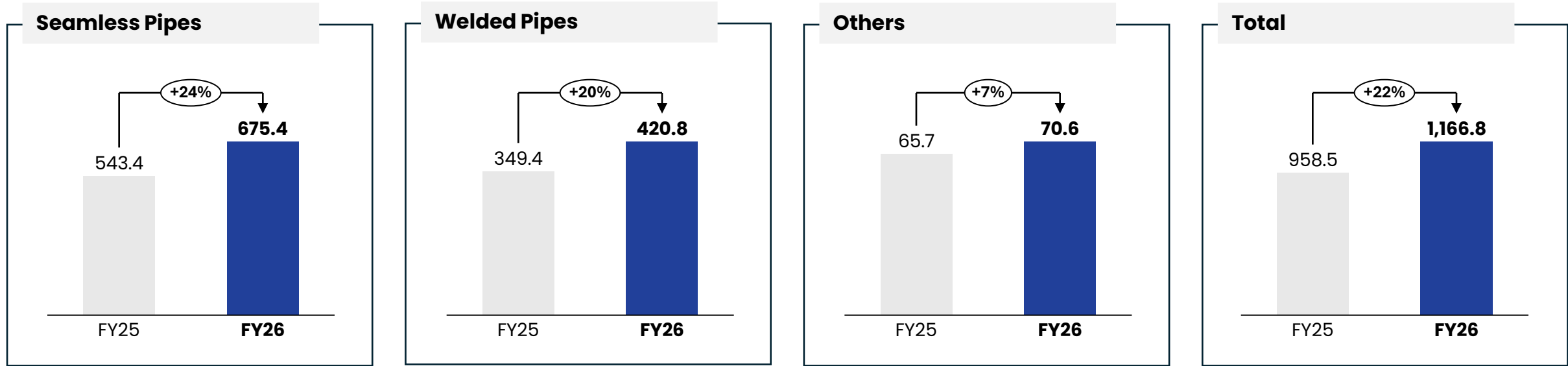
Improving Cash Conversion Ratio...

- ✓ Demonstrated consistent improvement in cash conversion over the last four years, driven by tighter working capital management and stabilization in expanded operations
- ✓ Operating Cashflow growth significantly outpaced EBITDA growth
- ✓ Cash conversion improved from 13% in FY23 to 59% in FY26, reflecting stronger alignment between profitability and cash flows
- ✓ Focus on inventory optimization, receivables management and disciplined execution continues to strengthen operating cash flows
- ✓ With major capacity expansion largely completed, the Company expects healthy cash conversion and stronger free cash flow generation going forward

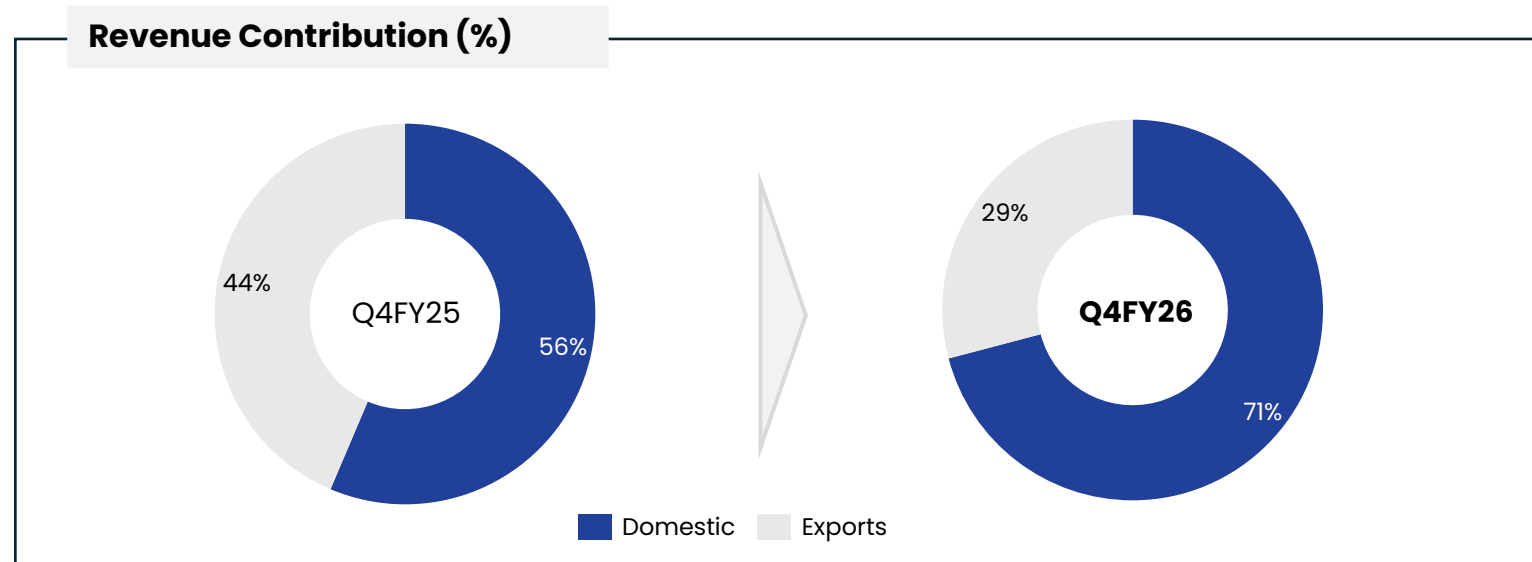
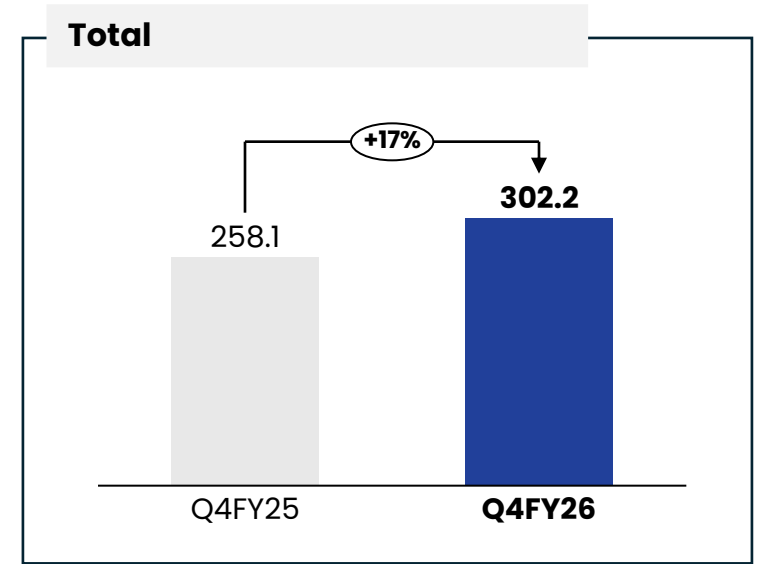
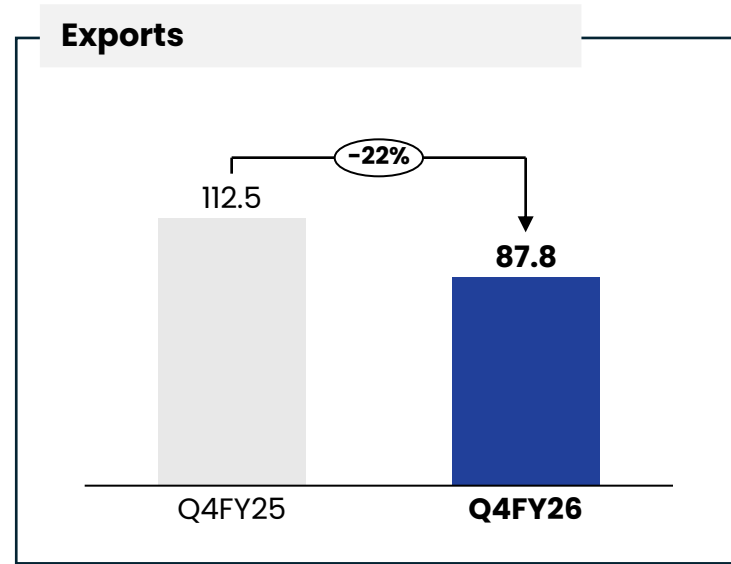
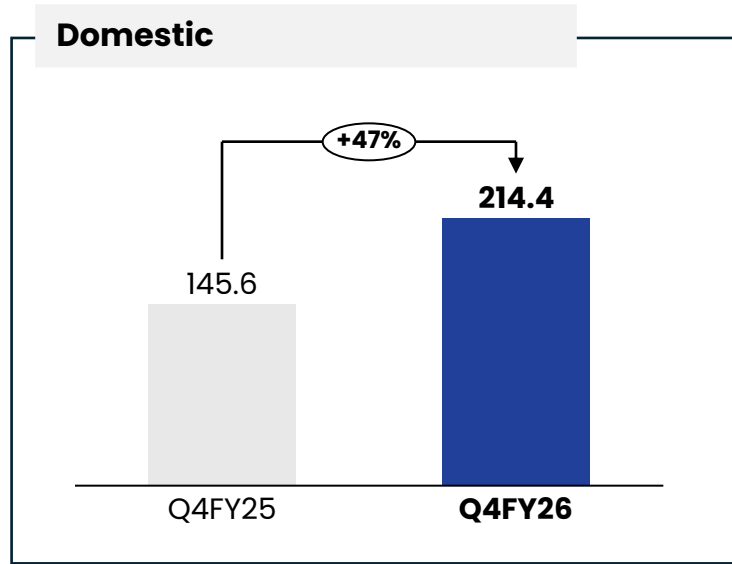
Revenue Split across Segment – Q4FY26



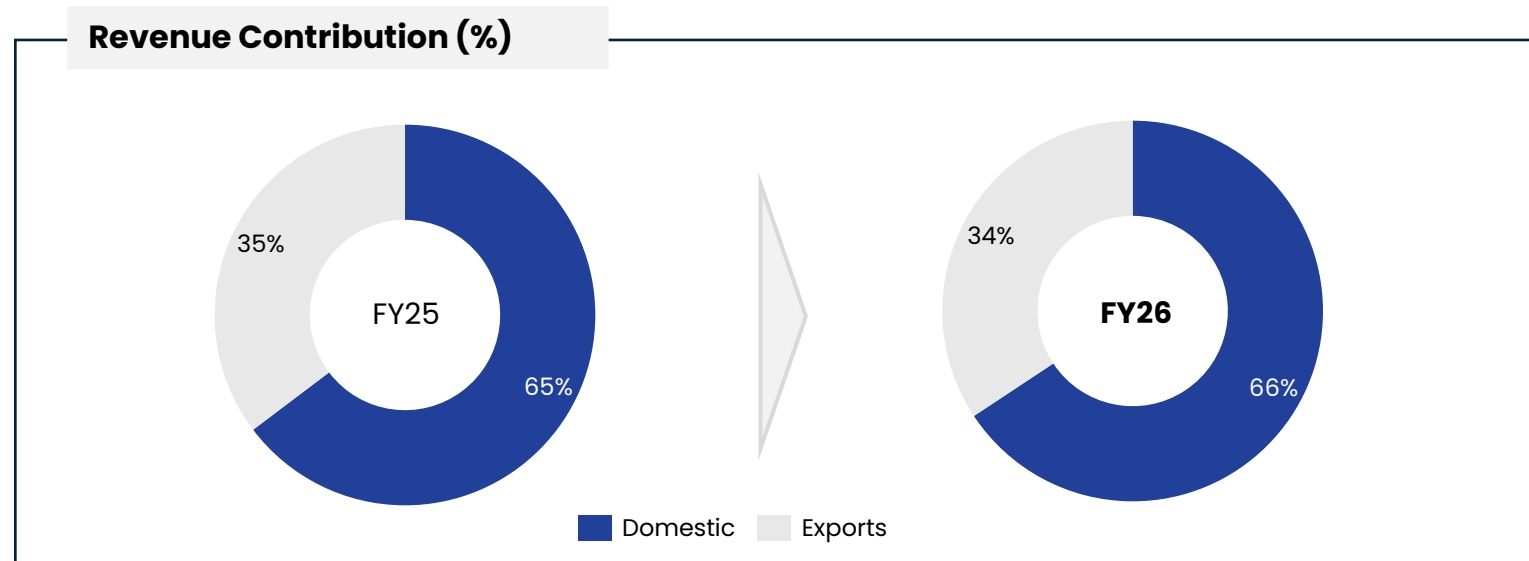
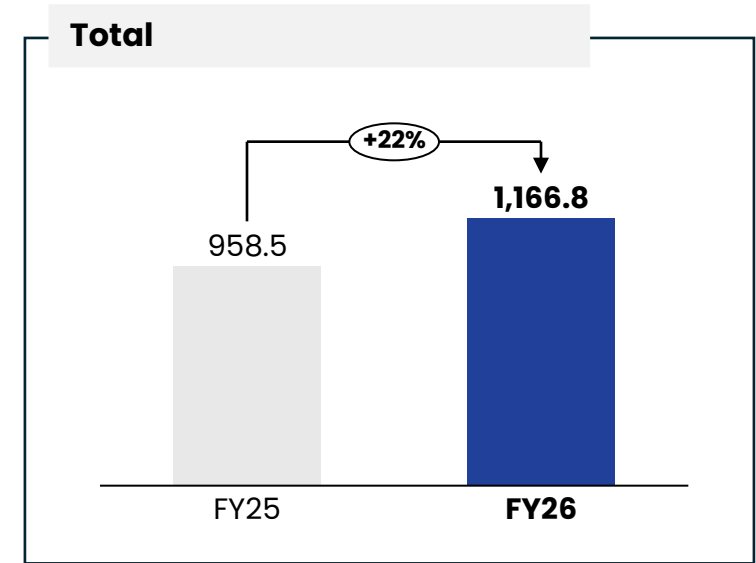
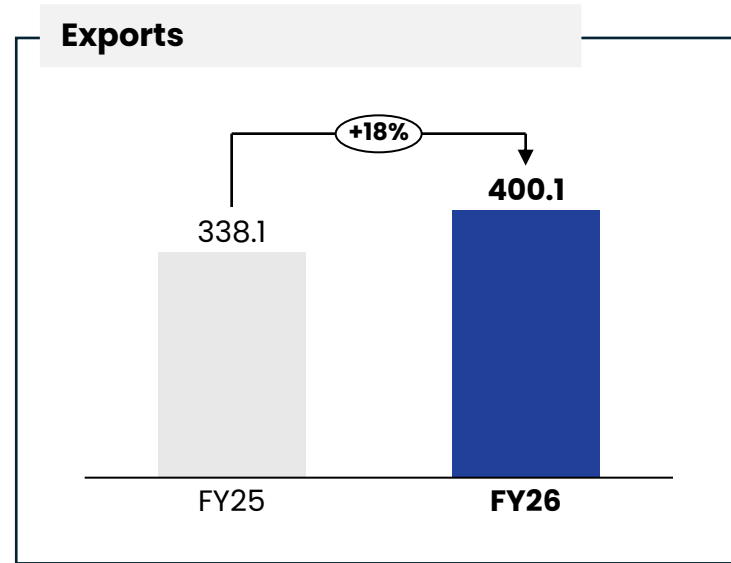
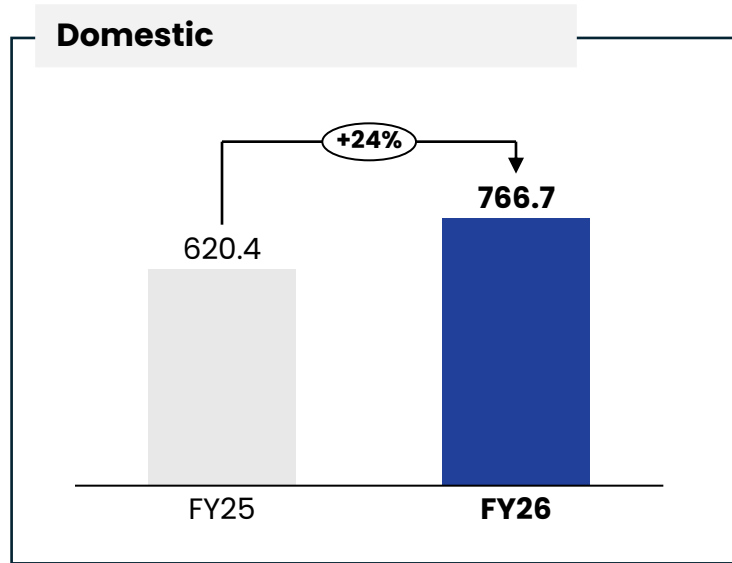
Revenue Split across Segment – FY26



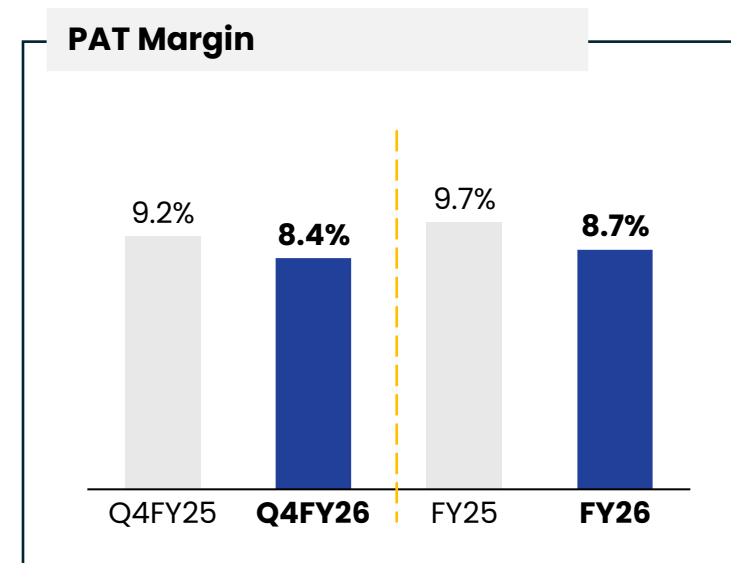
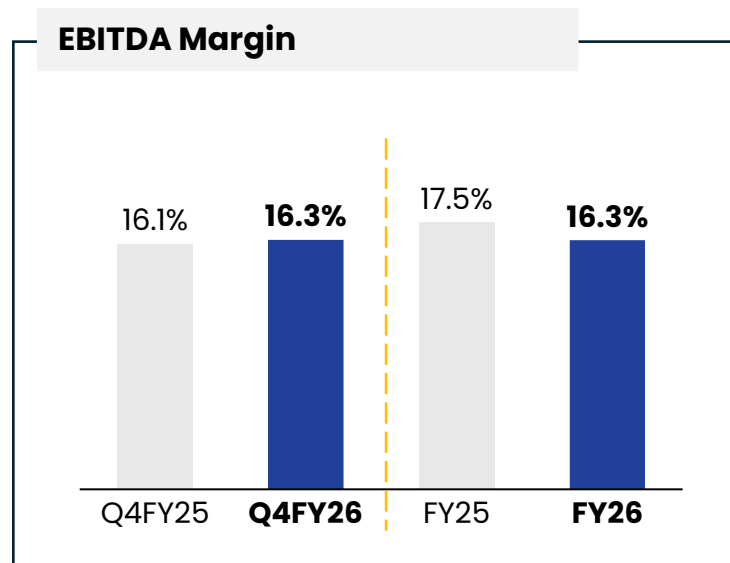
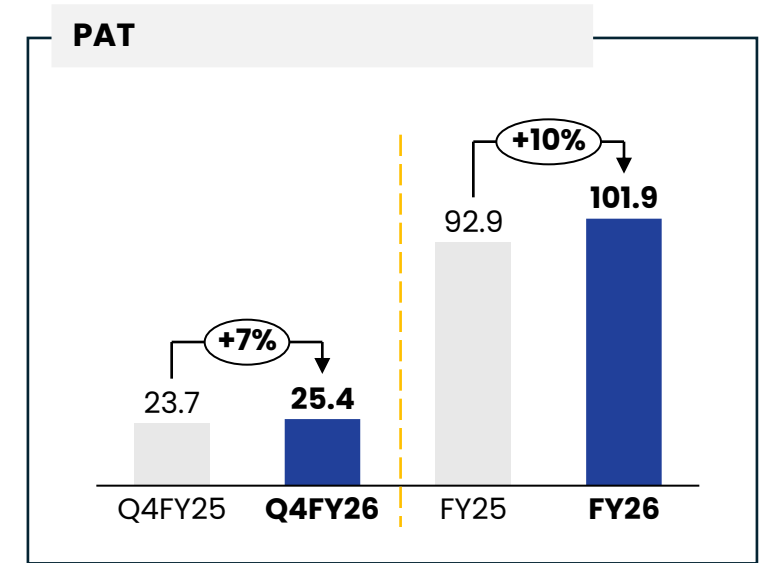
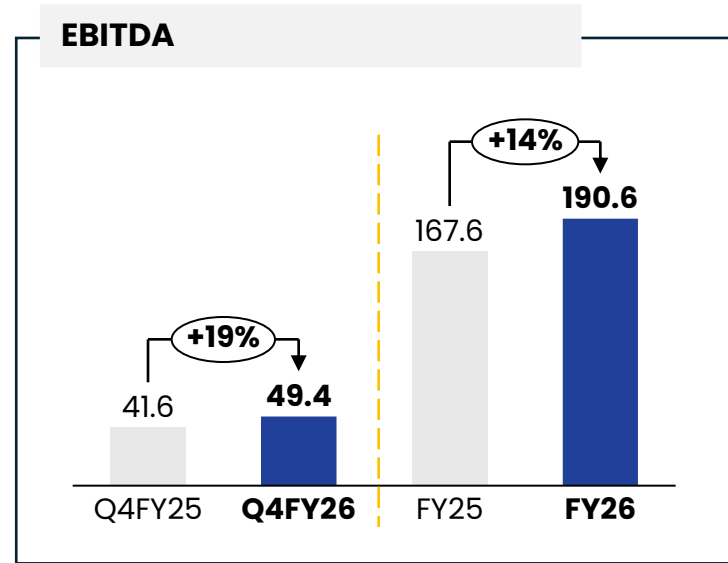
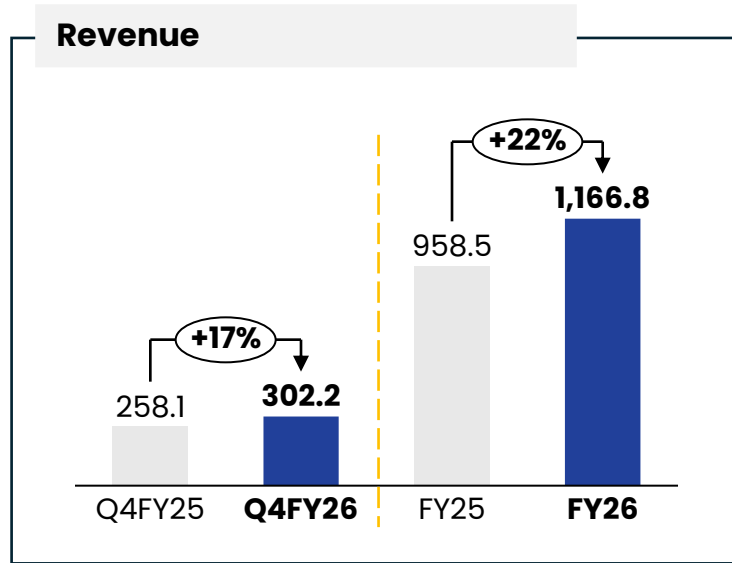
Revenue Split across Geographies – Q4FY26



Revenue Split across Geographies – FY26



Key Financial Highlights – Q4 & FY26



Profit & Loss Account

Profit and Loss Statement	Q4FY26	Q4FY25	YoY	FY26	FY25	YoY
Revenue from Operations	302.2	258.1	17.1%	1,166.8	958.5	21.7%
Cost of Goods Sold	194.9	172.0		770.5	639.5	
Gross Profit	107.3	86.1	24.6%	396.3	319.0	24.2%
Employee Cost	13.5	10.3		50.4	38.0	
Other Expenses	44.4	34.2		155.3	113.4	
EBITDA	49.4	41.6	18.7%	190.6	167.6	13.7%
EBITDA Margins (%)	16.3%	16.1%		16.3%	17.5%	
Other Income	2.1	5.0		11.6	10.7	
Depreciation	6.3	4.8		23.6	18.5	
EBIT	45.2	41.8	8.1%	178.6	159.8	11.8%
Finance Cost	10.5	9.4		40.8	34.4	
Exceptional Items	-0.2	0.0		0.5	0.0	
Profit before Tax	34.9	32.4	7.7%	137.3	125.4	9.5%
Tax	9.5	8.7		35.4	32.5	
Profit After Tax	25.4	23.7	7.2%	101.9	92.9	9.7%
PAT Margins (%)	8.4%	9.2%		8.7%	9.7%	

Balance Sheet

Assets	Mar-26	Mar-25
Non - Current Assets	560.6	395.7
Property Plant & Equipment	396.1	308.8
Right-of-Use Assets	1.7	0.0
CWIP	123.7	66.5
Intangible assets	1.1	0.7
Other Financial Assets	4.9	5.3
Other Non - Current Assets (Net)	33.1	14.4
Current Assets	739.0	612.6
Inventories	386.9	342.8
Financial Assets		
(i) Investments	0.8	3.4
(ii) Trade receivables	259.9	192.0
(iii) Cash and cash equivalents	6.2	2.9
(iv) Bank balances other than cash and cash equivalents	22.8	10.1
Other Financial Assets	8.1	2.6
Other Current Assets	54.3	58.8
Total Assets	1,299.6	1,008.3

Equity & Liabilities	Mar-26	Mar-25
Total Equity	668.5	531.4
Share Capital	20.7	20.4
Reserves & Surplus	647.8	511.0
Non-Current Liabilities	112.1	42.1
Financial Liabilities		
(i) Borrowings	90.6	28.0
(ii) Lease Liability	1.5	0.0
Provisions	1.8	1.8
Deferred Tax Liabilities	18.2	12.3
Current Liabilities	519.0	434.8
Financial Liabilities		
(i) Borrowings	195.0	163.5
(ii) Lease Liability	0.1	0.0
(iii) Trade Payables	297.3	240.0
(iv) Other Financial Liabilities	6.2	7.3
Other Current Liabilities	4.6	5.0
Current tax liabilities (net)	15.5	18.9
Provisions	0.3	0.1
Total Equity & Liabilities	1,299.6	1,008.3

Cash Flow Statement

Particulars	Mar-26	Mar-25
Net Profit Before Tax	137.3	125.4
Adjustments for: Non -Cash Items / Other Investment or Financial Items	59.0	44.4
Operating profit before working capital changes	196.3	169.8
Changes in working capital	-50.8	-82.8
Cash generated from Operations	145.5	87.0
Direct taxes paid (net of refund)	33.1	18.3
Net Cash from Operating Activities	112.4	68.7
Net Cash from Investing Activities	-202.8	-114.2
Net Cash from Financing Activities	93.7	47.4
Net Increase / (Decrease) in Cash and Cash equivalents	3.3	1.9
Add: Cash & Cash equivalents at the beginning of the period	2.9	1.0
Cash & Cash equivalents at the end of the period	6.2	2.9



Arun Kothari
Managing Director

Commenting on the Q4 & FY26 performance of the company Mr. Arun Kothari, Managing Director for Venus Pipes & Tubes Limited said,

"We are proud to report our best-ever annual performance despite challenging global environment. Revenue grew 22% to INR 1,167 crore in FY26, highest in Company's history.

During the year, our focus remained on ramping up operations, commissioning and stabilizing expanded capacities, while also securing larger orders and deepening our presence across sectors where our participation was previously limited.

Our domestic business continued to strengthen, supported by improving demand visibility, particularly from sectors that historically contributed minimally to our portfolio. Export performance too remained resilient despite geopolitical uncertainties and war-like situations in the Middle East, reflecting the strength of our customer relationships and execution capabilities.

In line with our vision of becoming a one-stop piping solutions provider, we are forward integrating by entering the spooling business and have already received an LOI for an order worth INR 185 crore from customer in the data center segment for spooled pipes. This order-led capex initiative underscores the trust customers place in our execution capabilities and integrated offerings. Our previous capex is now fully live and operational, and we are committed to ramping up the same in coming year

While we navigate volatility in raw material prices and energy-related uncertainties our focus remains on operational efficiency, disciplined execution, and customer-centric growth. As we enter FY27, we remain committed to strengthening our manufacturing capabilities, expanding our product portfolio, and pivot towards integrated solutions offering."



Company Overview



About US – Venus Pipes & Tubes Limited



80+ Clientele base out of **Fortune 500** Companies in India

48,000 MT p.a. **total installed capacity**, along with **Backward Integration** of **~20,400 MT** p.a.

Forward Integrated into **Fittings & Pipe Spooling** (upcoming)

Diversified End user Industries & **Exports** to more than **30+** Countries

34% PAT CAGR from FY22 to FY26



Vision

Making ourselves as first reference and preference in stainless steel pipes and tubes manufacturer



Mission

To provide quality and flawless service for dealing with customer / supplier and distributors



Core Values

Working with the highest ethical standards in all aspects of our activities

Manufacturer and Exporter of Stainless-Steel Tubes & Pipes in India

Diversified Product Range used across Industries

Pipes & Tubes

Stainless Steel High Precision and Heat Exchanger Tubes



Stainless Steel Hydraulic and Instrumentation Tubes



Stainless Steel Seamless Pipes



Stainless Steel Welded Pipes



Stainless Steel LSAW Pipe



Stainless Steel Condenser Tubes



Capability to manufacture Higher Grade of Pipes & Tubes, used in critical applications

Fittings & Flanges



Added Fittings & Flanges to portfolio, with an aim to become one stop Piping Solutions provider

Spooling - Upcoming



Integrated State of Art Manufacturing Facility

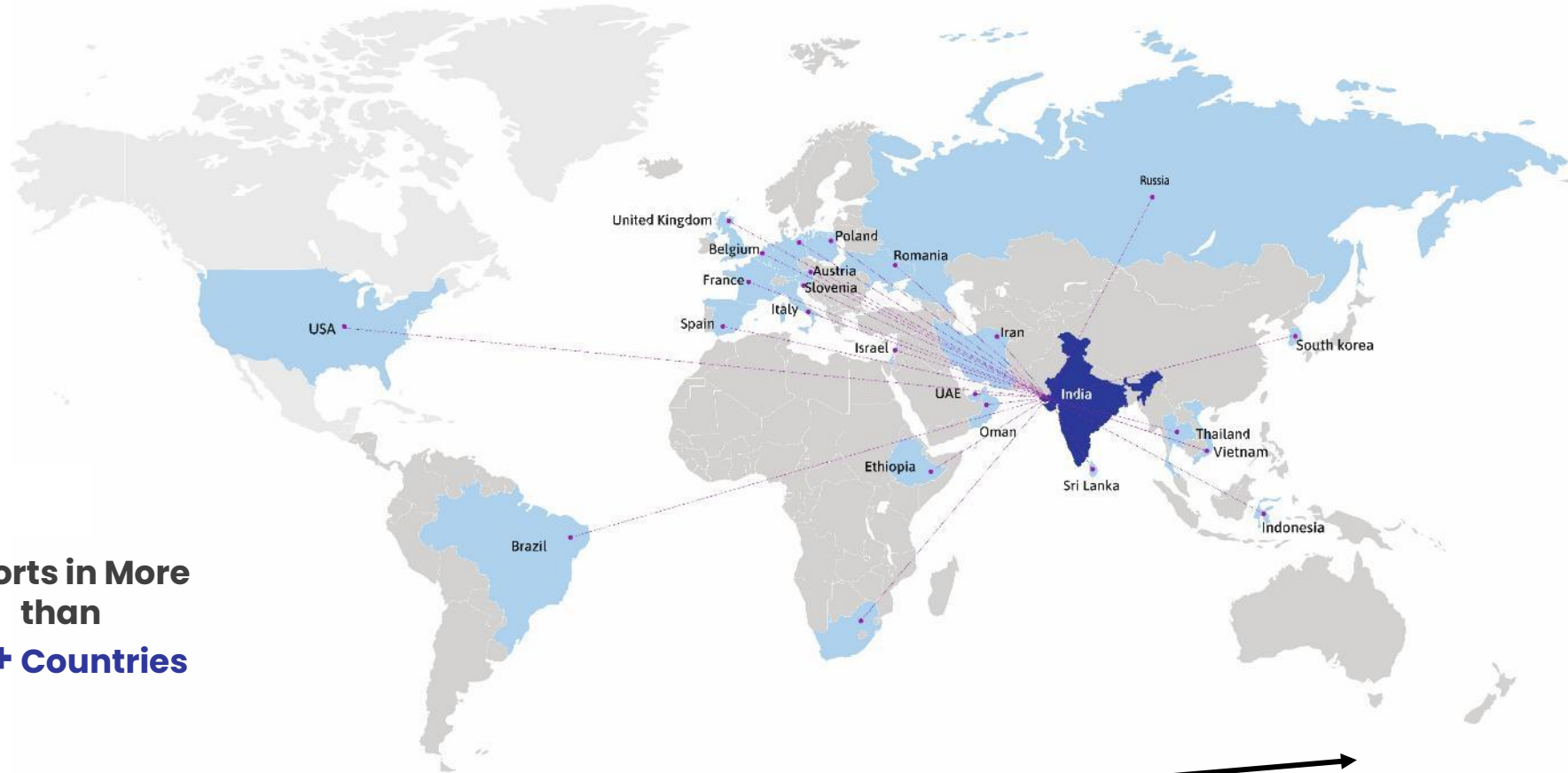


- ✓ Total land bank of **2,66,282 sq. mt.**, comprising existing manufacturing facilities and future expansion area
- ✓ Strategically located Manufacturing facility at Dhaneti (Kutch) **within proximity of Kandla & Mundra ports**
- ✓ Equipped with **Acid Regeneration Plant** for reduction of acid consumption

Facility is in line as per International Standards with all necessary approvals to cater to clients globally

Presence Across the Globe

Exports in More than **30+ Countries**



Strong Dealership Network



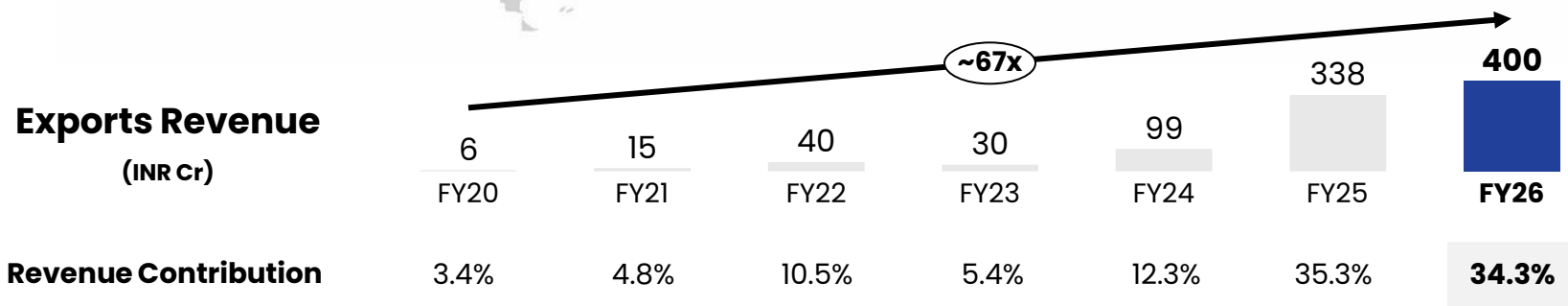
Quality Products



Dedicated Expansion Team



Geographical Expansion



End User Industry

Traditional Sectors



Chemical



Engineering



Fertilizers



Heat Exchanger



Pharmaceuticals



Power



Food Processing



Nuclear



Paper



Oil & Gas



Aerospace



Automobiles

New Age Sectors



Data Centers




Solar Manufacturing



Semi Conductors


Presence across Industries with critical application

Marquee Clientele



Awards & Accolades

Calendar Years	Certifications & Accreditations
2016	Our manufacturing facilities at Dhaneti have been accredited with management system standards certificate for compliance with ISO 9001: 2015 & ISO 14001:2015 requirements
2017	Our Company has been verified and recognized as material manufacturer according to AD 2000 – Merkblatt W0 by The TÜV NORD Systems GmbH & Co. KG.
2017	Our Company has been certified as quality-assurance system related to the material by The TÜV NORD Systems GmbH & Co. KG.
2018	Our Company has received approval for manufacturing of Carbon Steel, Alloy Steel, Stainless Steel Welded & Seamless Pipes up to 400 mm NB / Tubes up to 101.60 mm O.D. & U-Tubes under inspection of Indian Boiler Regulations – 1950 from the Office of the Director of Boiler, Gujarat.
2018	Our manufacturing facilities at Dhaneti have been accredited with management system standards certificate for compliance with ISO 45001: 2018
2022	Our company received approval of Bureau of Indian Standard (BIS) for Stainless steel Seamless and Welded Pipes and Tubes
2025	Accredited in accordance with the standard ISO/IEC 17025:2017, Venus' manufacturing facilities at Dhaneti received the NABL accreditation for Competence of Testing & Calibration Laboratories in the field of Testing.



IBR Certificate



TUV – AD 200 Merkblatt W0



ISO Certificate



BIS Certification for Seamless Pipes



BIS Certification for Welded Pipes

Board of Directors



Arun Kothari

Chairman & Managing Director

Associated with the Company since 2021 as a Director. A qualified Chartered Accountant and holds a bachelor's degree in commerce from Rajasthan University



Jayantiram M Choudhary

Whole Time Director

Associated with the Company since its incorporation. Over 14 years of experience in the steel industry



Megharam S Choudhary

Whole Time Director

Associated with our Company since its incorporation. Over 19 years of experience in the stainless-steel welded pipes and tubes industry



Dhruv M Patel

Whole Time Director

Associated with the Company since 2015. Holds a bachelor's degree in engineering from University of Pune and a master's degree in technology from CEPT University



Kailash Nath Bhandari

Independent Director

Bachelor's degree in law from Jodhpur University and has over 22 years of experience in the insurance sector. On the Board in one of the company's of Hindalco Group as an independent director



Pranay Ashok Surana

Independent Director

Masters in engineering from the Indian Institute of Technology, Bombay. Founder of Flyrobe and has been featured on the coveted Forbes 30 under 30 in the Asia list (2017) and in the India list (2019)



Komal Lokesh Khadaria

Independent Director

Member of Institute of Companies Secretaries of India ("ICSI") and holds a bachelor's degree in commerce. Holding 13 years of experience and has held the position of Chairperson of Surat Chapter of ICSI



Shyam Agarwal

Independent Director

Doctorate in law from University of Rajasthan and has over 19 years of experience. A member of the quality review board of the ICAI, New Delhi; and Chairman and independent director of ICMAI Registered Valuers Organization, New Delhi

Strong Management at Helm

Arun Kothari

Chairman & Managing Director

Associated with the Company since 2021 as a Director. A qualified Chartered Accountant and holds a bachelor's degree in commerce from Rajasthan University

Jayantiram M Choudhary

Whole Time Director

Associated with the Company since its incorporation. Over 14 years of experience in the steel industry

Megharam S Choudhary

Whole Time Director

Associated with our Company since its incorporation. Over 19 years of experience in the stainless-steel welded pipes and tubes industry

Dhruv M Patel

Whole Time Director

Associated with the Company since 2015. Holds a bachelor's degree in engineering from University of Pune and a master's degree in technology from CEPT University

Kunal Bubna

Chief Financial Officer

Associated with the Company since July 2021. Is a fellow member of the Institute of Chartered Accountants of India and the ICSI with more than 18 years of experience.

Pavan Kumar Jain

CS and Compliance Officer

Associated with us as manager (finance and accounts) since August 2020. A qualified company secretary holding 7 years of experience in finance, accounting and secretarial work

Kumar Shishir C Sinha

President (Marketing)

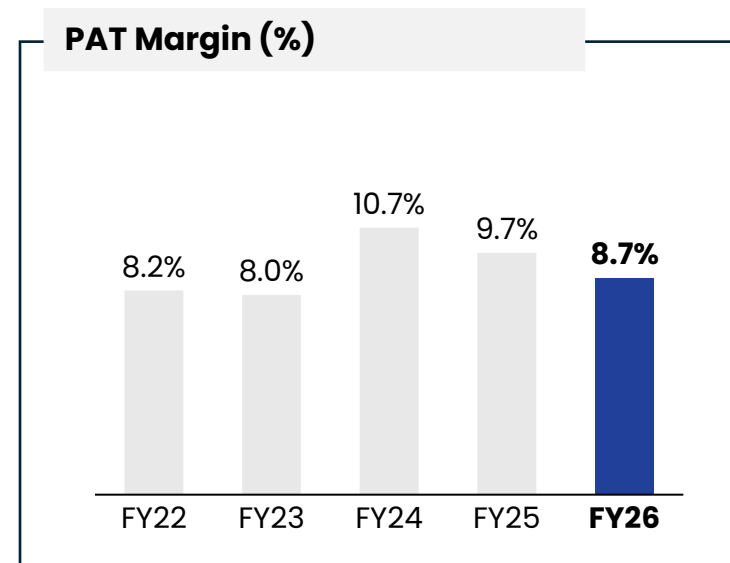
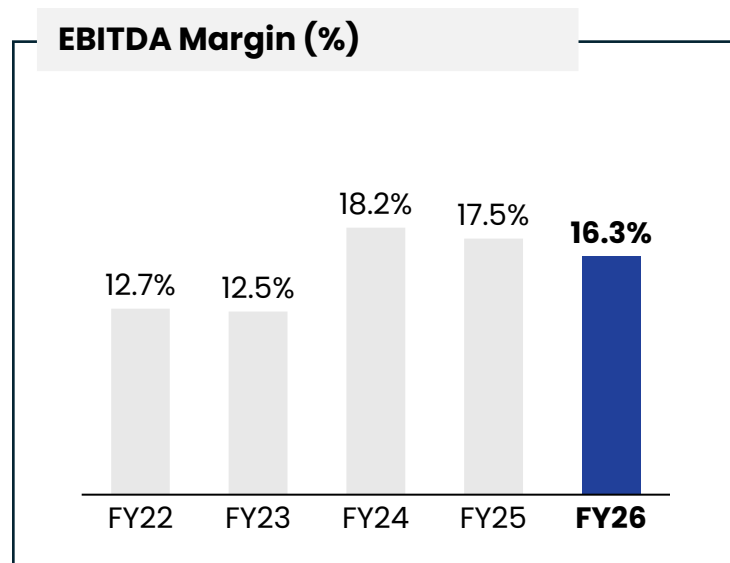
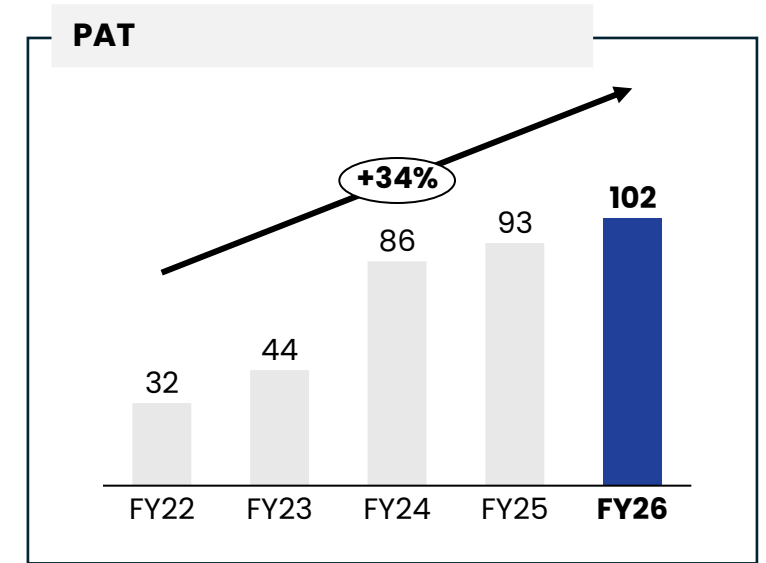
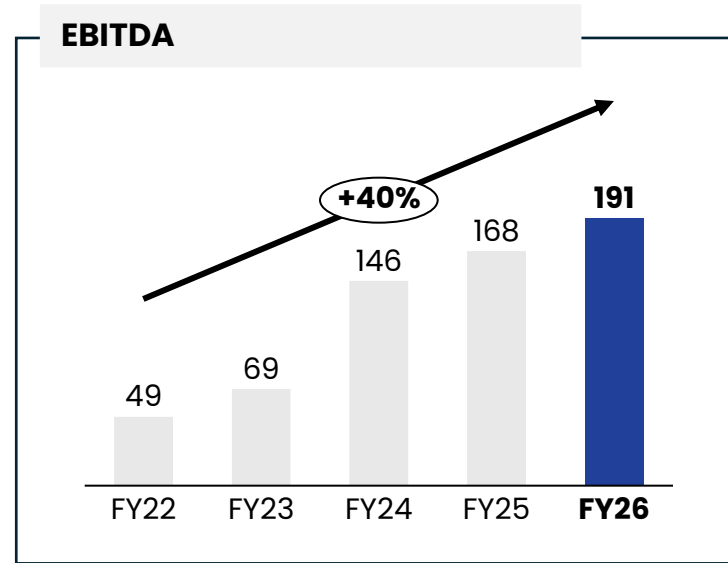
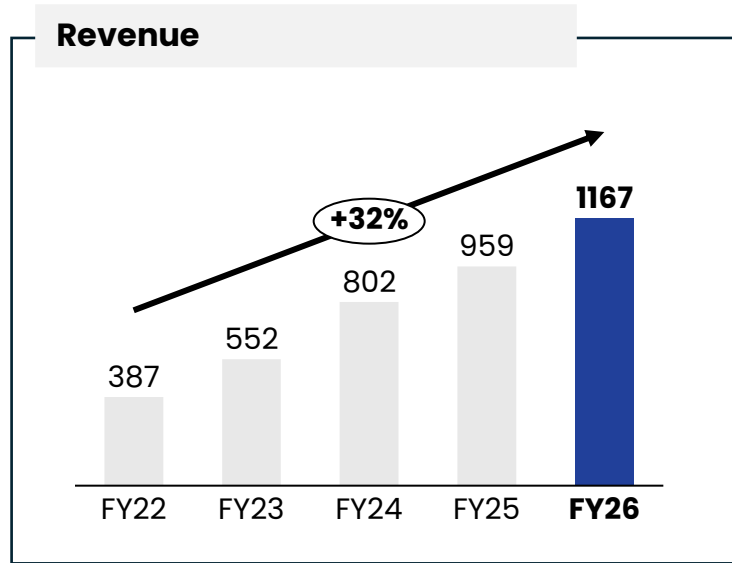
With our Company since March 01, 2021. Holds a degree of bachelors in arts from Magadh University and has over 34 years of experience in the stainless-steel pipes and tubes

VENUS[®]
PIPES AND TUBES

Annexures



Key Historical Financials



Historical Profit & Loss Account

Profit and Loss	FY26	FY25	FY24	FY23	FY22	CAGR
Revenue from Operations	1,166.8	958.5	802.2	552.4	386.9	31.8%
Cost of Goods Sold	770.5	639.5	575.3	444.6	315.0	
Gross Profit	396.3	319.0	226.9	107.8	71.9	53.2%
Employee Cost	50.4	38.0	22.4	10.2	6.2	
Other Expenses	155.3	113.4	58.2	28.5	16.4	
EBITDA	190.6	167.6	146.3	69.1	49.3	40.2%
EBITDA Margins (%)	16.3%	17.5%	18.2%	12.5%	12.7%	360 bps
Depreciation	23.6	18.5	11.8	1.9	1.4	
Other Income	11.6	10.7	3.2	2.4	2.1	
EBIT	178.6	159.8	137.7	69.5	49.9	37.6%
Finance Cost	40.8	34.4	22.1	9.8	7.1	
Exceptional item	0.5	0.0	0.0	0.0	0.0	
Profit before Tax	137.3	125.4	115.6	59.7	42.9	33.8%
Tax	35.4	32.5	29.7	15.5	11.2	
Profit After Tax	101.9	92.9	85.9	44.2	31.7	34.0%
PAT Margins (%)	8.7%	9.7%	10.7%	8.0%	8.2%	50 bps

Historical Balance Sheet

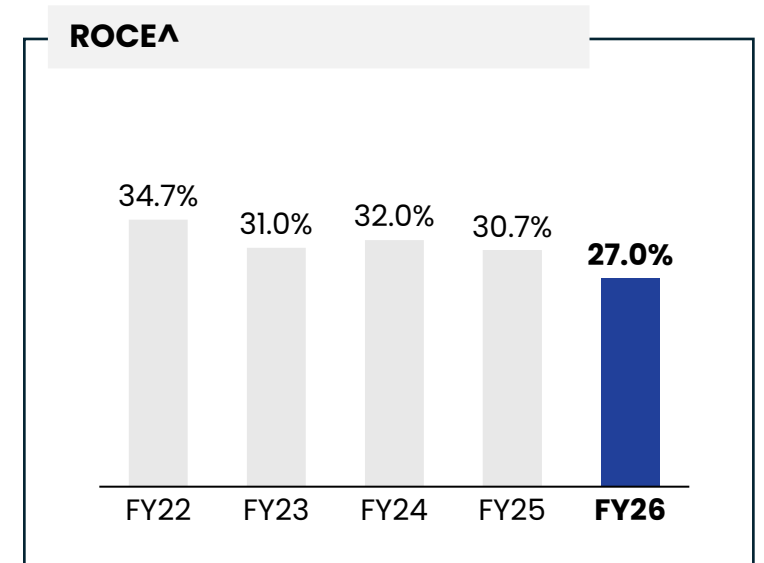
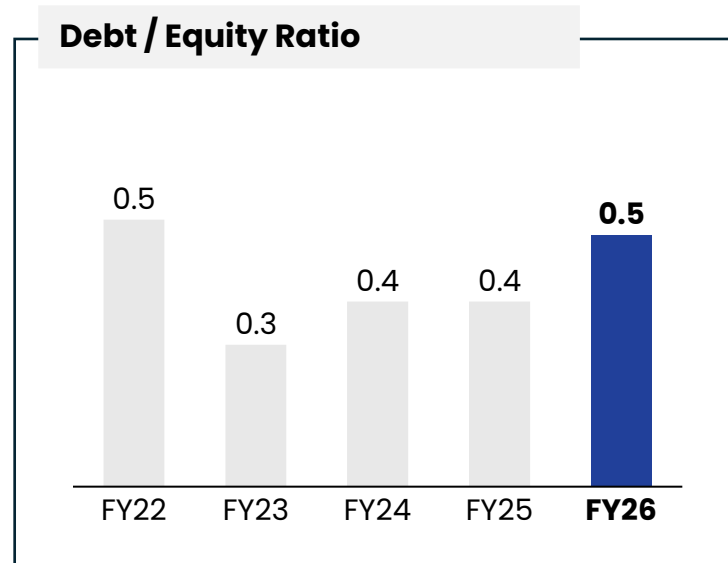
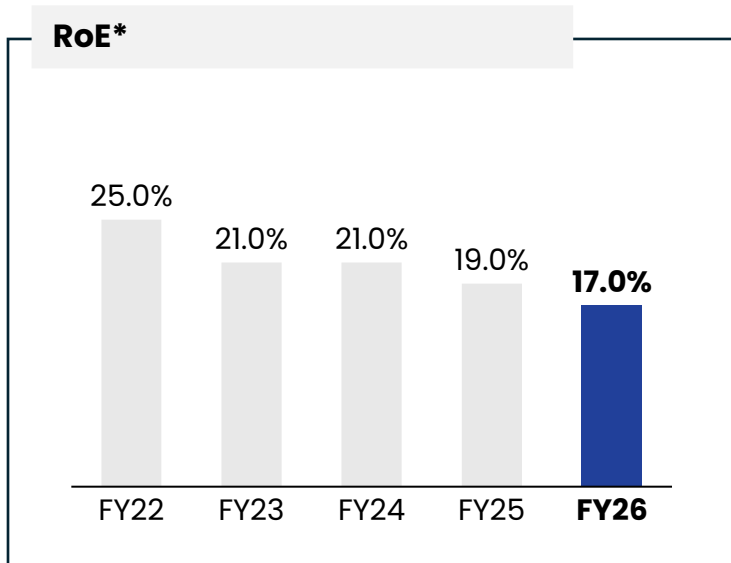
Assets	Mar-26	Mar-25	Mar-24	Mar-23	Mar-22
Non - Current Assets	560.6	395.7	302.2	206.6	30.4
Property Plant & Equipment	396.1	308.8	281.0	59.8	21.3
Right-of-Use Assets	1.7	0.0	0.0	0.0	0.0
CWIP	123.7	66.5	12.1	121.6	7.4
Intangible assets	1.1	0.7	0.9	0.1	0.1
Other Financial Assets	4.9	5.3	2.6	2.1	1.7
Other Non - Current Assets (Net)	33.1	14.4	5.6	23.0	-
Current Assets	739.0	612.6	455.3	300.9	217.5
Inventories	386.9	342.8	226.0	166.9	93.5
Financial Assets					
(i) Investments	0.8	3.4	3.1	2.9	1.4
(ii) Trade receivables	259.9	192.0	177.1	70.5	73.5
(iii) Cash and cash equivalents	6.2	2.9	1.0	10.8	-
(iv) Bank balances other than cash and cash equivalents	22.8	10.1	6.6	15.2	7.3
Other Financial Assets	8.1	2.6	2.2	0.1	0.7
Other Current Assets	54.3	58.8	39.3	34.5	41.1
Total Assets	1,299.6	1,008.3	757.5	507.5	247.9

Equity & Liabilities	Mar-26	Mar-25	Mar-24	Mar-23	Mar-22
Total Equity	668.5	531.4	406.1	322.2	128.5
Share Capital	20.7	20.4	20.3	20.3	15.2
Reserves & Surplus	647.8	511.0	385.8	301.9	113.3
Non-Current Liabilities	112.1	42.1	42.5	26.8	15.6
Financial Liabilities					
(i) Borrowings	90.6	28.0	34.0	24.7	14.3
(ii) Lease Liabilities	1.5	0.0	0.0	0.0	0.2
Provisions	1.8	1.8	1.1	0.6	0.3
Deferred Tax Liabilities	18.2	12.3	7.4	1.5	0.7
Current Liabilities	519.0	434.8	308.9	158.5	103.7
Financial Liabilities					
(i) Borrowings	195.0	163.5	115.3	65.8	54.4
(ii) Lease Liabilities	0.1	0.0	0.0	0.0	0.0
(iii) Trade Payables	297.3	240.0	173.8	74.1	33.5
(iv) Other Financial Liabilities	6.2	7.3	5.4	6.3	0.2
Other Current Liabilities	4.6	5.0	4.6	6.1	5.5
Current tax liabilities (net)	15.5	18.9	9.7	6.2	10.2
Provisions	0.3	0.1	0.1	0.0	0.0
Total Equity & Liabilities	1,299.6	1,008.3	757.5	507.5	247.9

Historical Abridged Cash Flow Statement

Particulars	Mar-26	Mar-25	Mar-24	FY23	FY22
Net Profit Before Tax	137.3	125.4	115.6	59.7	42.9
Adjustments for: Non -Cash Items / Other Investment or Financial Items	59.0	44.4	29.7	7.1	5.6
Operating profit before working capital changes	196.3	169.8	145.3	66.8	48.5
Changes in working capital	-50.8	-82.8	-73.0	-39.4	-97.4
Cash generated from Operations	145.5	87.0	72.3	27.4	-49.0
Direct taxes paid (net of refund)	33.1	18.3	20.1	18.7	11.0
Net Cash from Operating Activities	112.4	68.7	52.2	8.7	-60.0
Net Cash from Investing Activities	-202.8	-114.2	-99.7	-167.4	34.1
Net Cash from Financing Activities	93.7	47.4	37.8	169.4	25.8
Net Increase / (Decrease) in Cash and Cash equivalents	3.3	1.9	-9.7	10.7	0.0
Add: Cash & Cash equivalents at the beginning of the period	2.9	1.0	10.7	0.0	0.1
Cash & Cash equivalents at the end of the period	6.2	2.9	1.0	10.7	0.0

Key Return Ratios



ROE = PAT / Shareholder's Equity

D/E = Total Debt / Shareholder's Equity

ROCE = EBIT / Tangible Net worth + Non-Current Liabilities

*Excluding Rs. 107.9 crores raised via IPO for Capacity expansions for FY 2022-23 and Rs. 35.06 crores raised via Share Warrant for FY 2024-25

^Excluding CWIP from Total Capital Employed from FY23 to FY26

CSR Initiatives



Installed **200 LPH RO water purification systems** at **Kumar Shala and Kanya Shala** in **Dhaneti village**



Donated **computer systems** to an **institution in Bhuj** supporting **Divyang children**



Distributed **sets of school dresses** and **sweatshirts** to students of **Kumar Shala and Kanya Shala, Dhaneti**




Provided **sweatshirts** to students of **Ukhadmora Primary School**



Served nutritious meals to **children at Akwada KV Shala in Bhavnagar** in association with **The Akshay Patra Foundation**



- ✓ Venus Pipes and Tubes Limited continues to focus on student welfare and social development through impactful CSR activities in nearby communities
- ✓ Further, company has also undertaken several CSR activities at colleges, hospitals, and other community development initiatives aimed at supporting education, healthcare, and social welfare



Hazardous Waste Management through Co-processing -

We ensure that **98% of hazardous waste** is disposed of through co-processing in the cement industry in line with EPR guidelines, while only **2% is sent to landfill disposal**



ARP (Acid Regeneration Plant)

With the implementation of advanced ARP technology, Venus became the **one among few stainless steel pipe company in India** to adopt this innovative system, marking a major step towards its greener vision and long-term goal of achieving **zero carbon emissions**



Miyawaki Forest Initiative

Venus has proudly developed a Miyawaki Forest by planting more than **17,000 native trees** within its manufacturing premises, demonstrating a strong commitment towards biodiversity enhancement, ecological balance, and green environmental practices



Solar Energy Utilization

Installation in progress for additional 6.1 MW in-house solar power unit reinforcing focus on renewable energy adoption and carbon footprint reduction. Currently 1.3 MW already installed.



Energy-Efficient Infrastructure

The company has implemented a **100% daylight system** in the shed area along with energy-efficient **LED lighting systems**, significantly contributing towards energy conservation and reduction in greenhouse gas emissions

Thankyou

For further Information, please connect :



Venus Pipes & Tubes Limited

CIN: L24311GJ2015PLC082306

cs@venuspipes.com

For more information visit www.venuspipes.com



Strategic Growth Advisors Private Limited

CIN: U74140MH2010PTC204285

Mr. Sagar Shroff / Mr. Ayush Haria

sagar.shroff@sgapl.net / ayush.haria@sgapl.net

+91 98205 19303 / +91 98204 62966