

May 26, 2026

To, BSE Limited , 25, P. J. Towers, Dalal Street, Mumbai – 400 001 Ref: Company Scrip Code: 532834	To, Listing Department, National Stock Exchange of India Ltd. , Exchange Plaza, Bandra Kurla Complex, Bandra (East), Mumbai- 400051 Ref: Symbol: CAMLINFINE Series: EQ
---	--

Sub: Intimation pursuant to Regulation 30 of SEBI (Listing Obligations and Disclosure Requirements) Regulations, 2015 ("SEBI LODR")

This is in continuation to our disclosure dated May 20, 2026 in relation to the conference call to discuss the Audited financial results of the Company for the quarter and year ended March 31, 2026, please find enclosed herewith the investor presentation made for the aforesaid call.

It is clarified that the presentation and the information contained therein does not constitute or form part of an invitation or solicitation to offer to purchase or subscribe to any securities of the Company in any jurisdiction. This presentation has been prepared for information purposes only. The information contained in the presentation is not to be taken as any recommendation made by the Company or any other person to enter into any agreement with regard to any investment.

We request you to take the above on record and the same be treated as compliance under the applicable Regulations of SEBI LODR.

Encl.: a/a.

Thanking You,

For Camlin Fine Sciences Limited

RAHUL Digitally signed by
RAHUL SAWALE
SAWALE Date: 2026.05.26
16:47:20 +05'30'

Rahul Sawale
Company Secretary
& VP - Legal



Registered Office:

Camlin Fine Sciences Limited, Floor 2 to 5, In G.S. Point, CST Road, Kalina, Santacruz (East), Mumbai 400 098.
CIN: L74100MH1993PLCO75361



+91 22 6700 1000



+91 22 2832 4404



corporate@camlinfs.com



www.camlinfs.com

INTEGRATING
SOLUTIONS

ADDING

VALUE

Investor Presentation – May 2026
Camlin Fine Sciences Limited



This presentation and the accompanying slides (the "Presentation"), which have been prepared by **Camlin Fine Sciences Limited** (the "Company"), have been prepared solely for information purposes and do not constitute any offer, recommendation or invitation to purchase or subscribe for any securities, and shall not form the basis or be relied on in connection with any contract or binding commitment whatsoever. No offering of securities of the Company will be made except by means of a statutory offering document containing detailed information about the Company.

This Presentation has been prepared by the Company based on information and data which the Company considers reliable, but the Company makes no representation or warranty, express or implied, whatsoever, and no reliance shall be placed on, the truth, accuracy, completeness, fairness and reasonableness of the contents of this Presentation. This Presentation may not be all inclusive and may not contain all of the information that you may consider material. Any liability in respect of the contents of, or any omission from, this Presentation is expressly excluded.

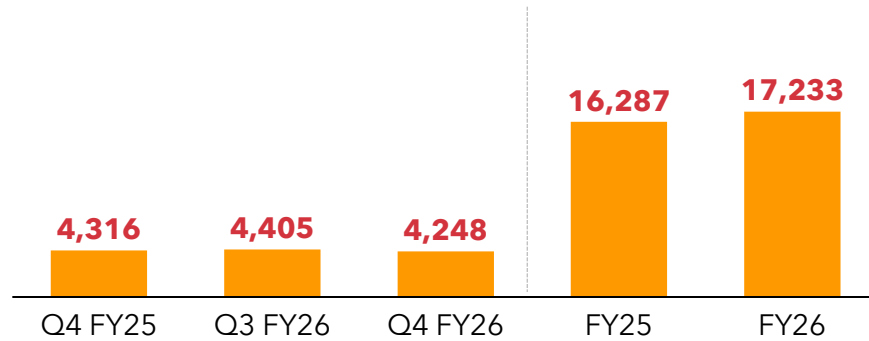
This presentation contains certain forward looking statements concerning the Company's future business prospects and business profitability, which are subject to a number of risks and uncertainties and the actual results could materially differ from those in such forward looking statements. The risks and uncertainties relating to these statements include, but are not limited to, risks and uncertainties regarding fluctuations in earnings, our ability to manage growth, competition (both domestic and international), economic growth in India and abroad, ability to attract and retain highly skilled professionals, time and cost over runs on contracts, our ability to manage our international operations, government policies and actions regulations, interest and other fiscal costs generally prevailing in the economy. The Company does not undertake to make any announcement in case any of these forward looking statements become materially incorrect in future or update any forward looking statements made from time to time by or on behalf of the Company.

**Q4 & FY26
Performance Highlights**

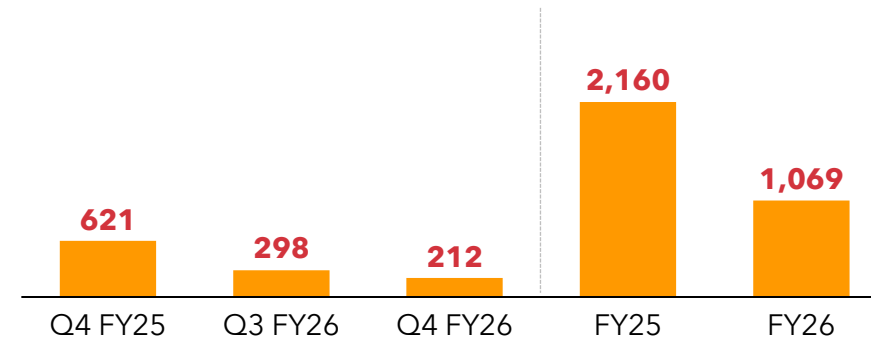


Q4 & FY26 Operational Highlights

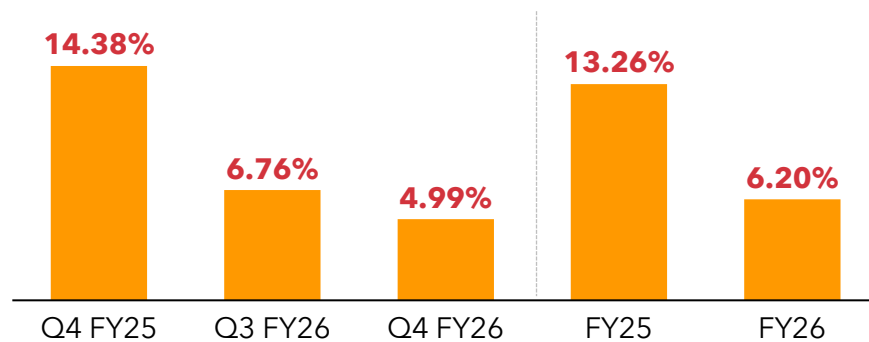
Revenue (Rs. In Mn)



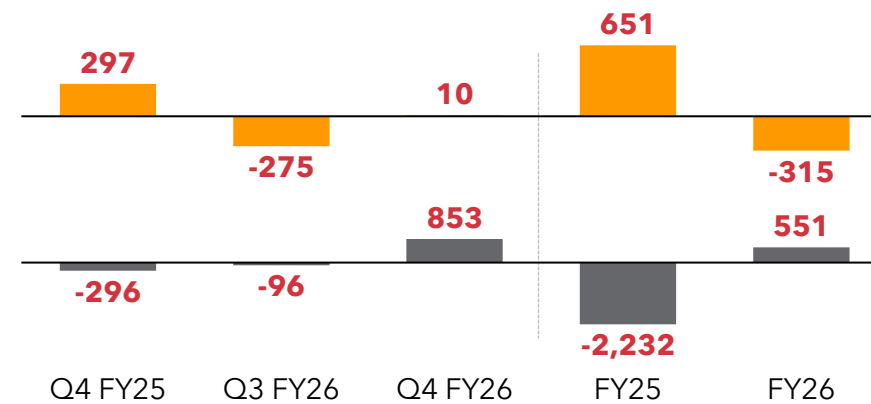
Operational EBITDA (Rs. In Mn)



EBITDA Margin %



PAT (Rs. In Mn)



Continued Operation

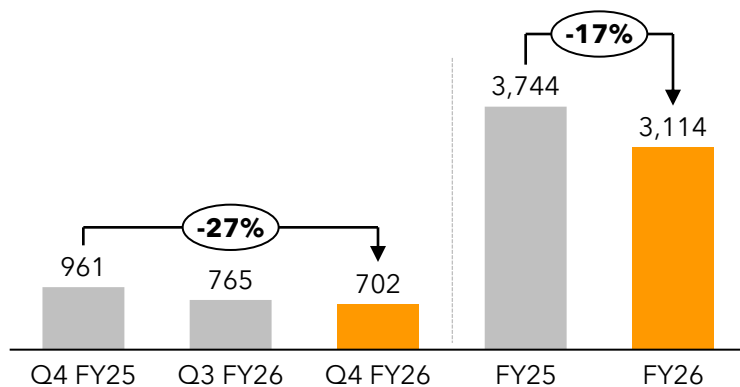
Discontinued Operation

- Revenue for the Q4FY26 stood at Rs. 4,248 mn and Rs 17,233 mn for FY26
- Conflict had an adverse impact on the sales of month of March 2026
- Prolonged conflict affecting the availability and prices of raw materials, enhanced logistic cost, longer delivery time and consequently working capital cycle
- Pressure remained on the prices of Straights due to increased local competition is impacted the profitability
- Blends business maintains steady growth across key markets (Annual Growth 17%)
- Newly acquired Vinpai contributed Rs. 165 mn of the total Blends revenue in Q4FY26
- During Q4FY26, lower production of Methyl Vanillin due to planned campaign switch for Ethyl Vanillin.
- Internal channel stock of Vanillin liquidated in Q4FY26.
- Higher realization Vanillin will benefit in subsequent quarters due to withdrawal of tariff.
- Overall costs remain under control, main increase is due to acquisition of Vinpai during the quarter
- EBITDA for the quarter was Rs. 212 mn, with a margin of 5.0%.
- Rising interest costs & currency fluctuations impact the profitability
- CFS Europe is under liquidation. Its Operational losses will be curtailed.
- Outlook for the next financial year:
 - Vanillin business expects to improve on realisations as well as volume with withdrawal of US tariff
 - Blends will achieve higher growth momentum in all geographies (Revenue in April INR 1050+ mn)
 - Oversupply & predatory pricing from Chinese manufacturers can throw up interesting opportunities to leverage operations & supply chain
 - Lingering conflict situation may hamper the growth in the first part of FY 2027

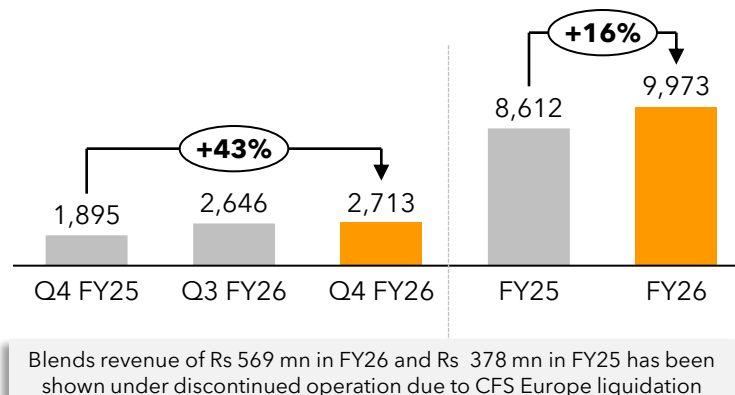
Operational Revenue Breakup

From Continuing Operations#

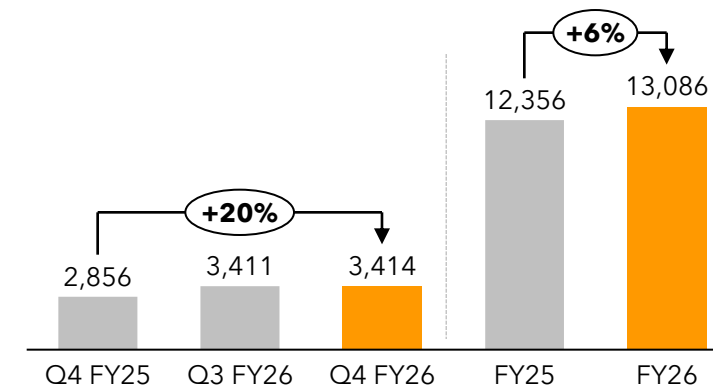
**Specialty Ingredients (Rs. In Mn)
(Straights)**



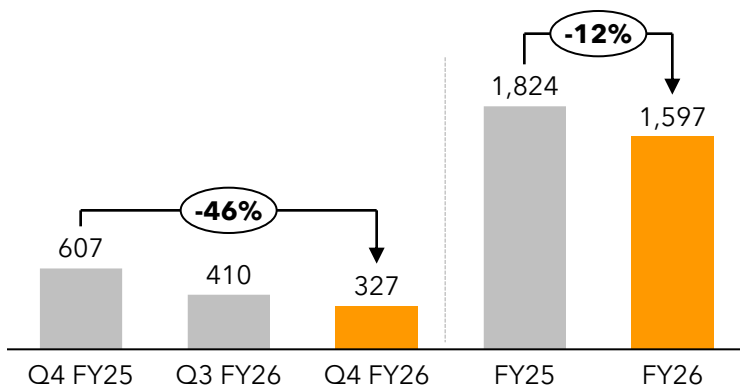
**Specialty Ingredients (Rs. In Mn)
(Value added blends)**



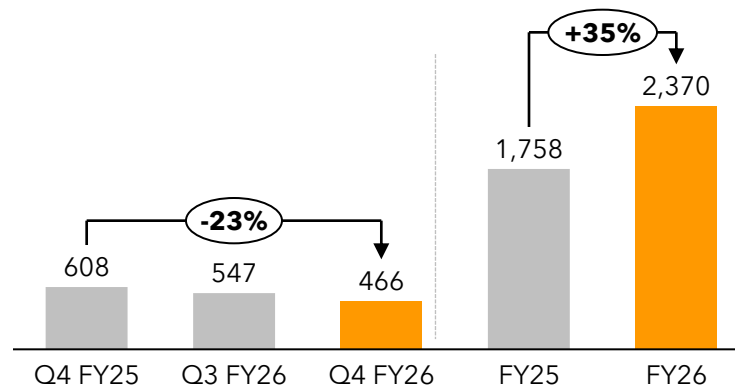
Total Specialty Ingredients (Rs. In Mn)



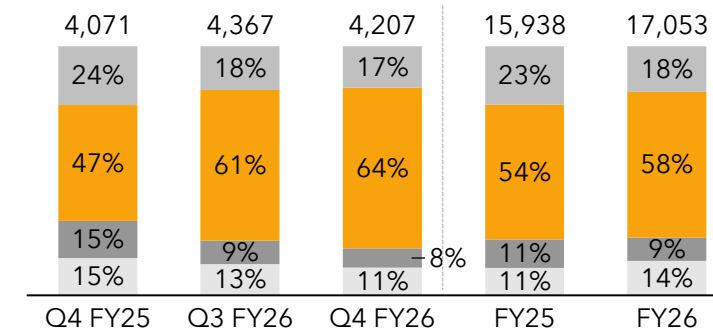
Performance Chemicals (Rs. In Mn)



Aroma Ingredients (Rs. In Mn)



Total Revenue Breakup (%)*



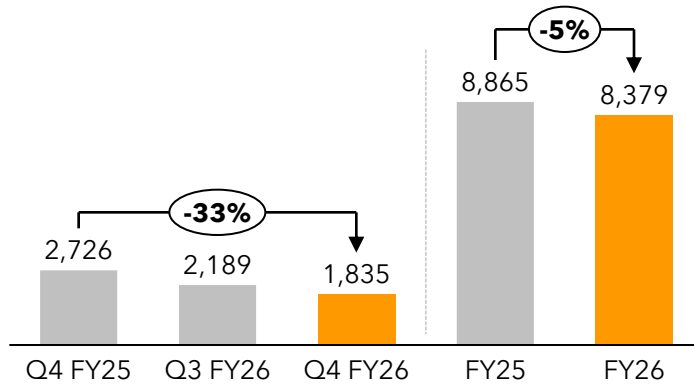
On Consolidated Basis

*Excluding Other Products

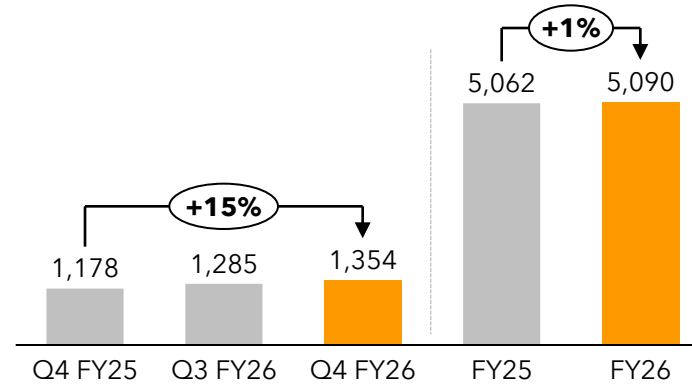
Excludes CFS Europe and CFSWL discontinued operations

From Continuing Operations

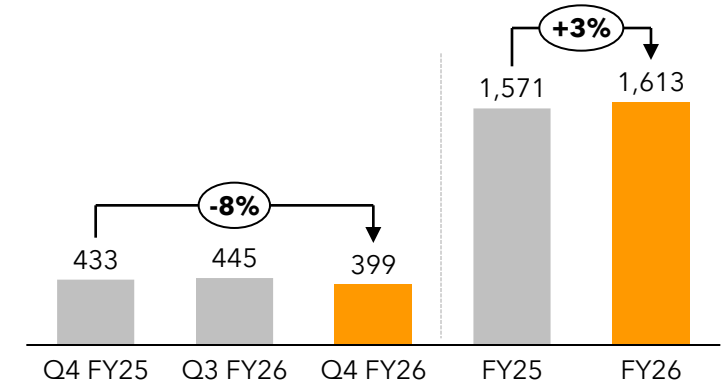
CFS India (Rs. In Mn)



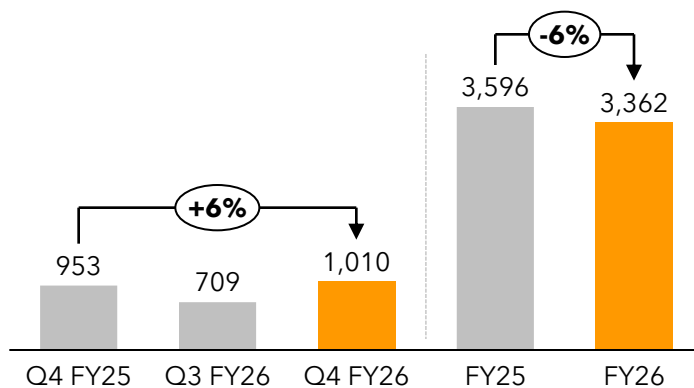
CFS Mexico (Rs. In Mn)



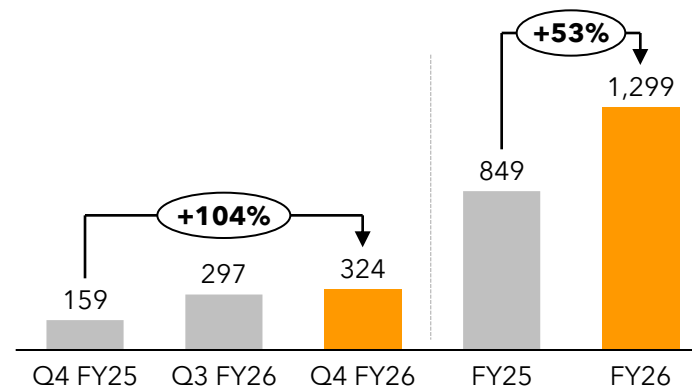
CFS Brazil (Rs. In Mn)



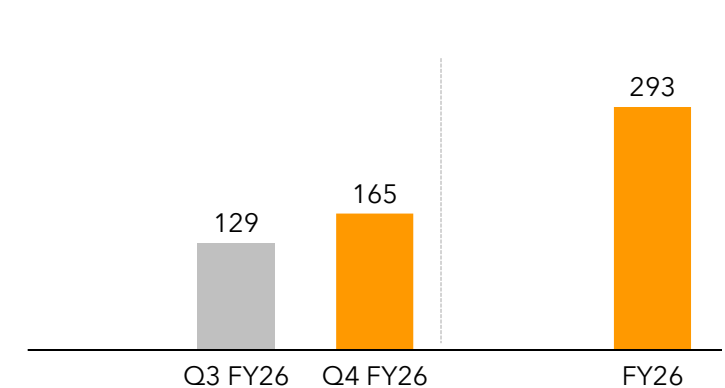
CFS North America (Rs. In Mn)



CFS Vitafor^ (Rs. In Mn)



CFS Vinpai^ (Rs. In Mn)



Consolidated Profit & Loss Statement

From Continuing Operations

Particulars (Rs. In Mn)	Q4 FY26	Q3 FY26	Q4 FY25	FY26	FY25
Revenue from Operation	4,248.1	4,405.1	4,315.8	17,233.1	16,286.9
Raw material consumption	2,187.8	2,368.7	2,108.0	9,224.4	8,235.2
Employee Cost	659.3	617.6	485.3	2,439.0	1,854.5
Other expenses	1,189.1	1,208.0	1,102.0	4,500.8	4,036.7
EBITDA	211.9	210.8	620.5	1,068.9	2,160.4
EBITDA Margins (%)	5.0%	4.8%	14.4%	6.2%	13.3%
Adjusted EBITDA*	211.9	297.7	620.5	1,068.9	2,160.4
Adjusted EBITDA Margins (%)	5.0%	6.8%	14.4%	6.2%	13.3%
Other Income	239.1	26.8	111.9	287.9	151.6
Depreciation	208.1	163.2	171.4	709.2	609.6
Finance cost	229.8	172.6	149.3	729.4	963.0
Exceptional Item	79.5	175.1	55.9	254.6	98.2
Share of profit / (loss) of associate	13.8	(2.5)	17.9	16.6	4.4
PBT	-52.6	-275.7	373.6	-319.8	645.8
Tax	-62.3	-0.9	76.9	-4.5	-5.1
PAT	9.8	-274.9	296.7	-315.3	650.9

From Discontinued Operations[#]

PBT from discontinued operation	854.7	-96.2	-293.0	552.4	-2,226.3
Tax expense of discontinued operations	1.7	0.0	2.6	1.7	5.8
PAT including Discontinued Operations	853.0	-96.2	-295.6	550.7	-2,232.1

*EBITDA is adjusted for FX loss

[#] Pertains to CFS Europe and CFSWL discontinued operations

Consolidated Balance Sheet

Particulars (Rs. In Mn)	Mar - 26	Mar - 25	Particulars (Rs. In Mn)	Mar - 26	Mar - 25
Equity			Non-Current assets		
Equity Share Capital	192.1	187.9	Property, Plant and Equipment	5,692.1	5,925.6
Other Equity	10,216.8	8,828.8	Capital Work-In-Progress	328.5	97.3
Minority interest	-400.7	-268.9	Right use of assets	558.8	513.5
Total Equity	10,008.1	8,747.8	Goodwill	2,334.1	474.7
Non-Current Liabilities			Other Intangible Assets	288.7	102.3
Financial Liabilities			Intangible assets under development	0.0	0.0
Borrowings	3,026.1	2,683.0	Investment Property	0.0	21.6
Lease Liabilities	344.0	251.4	Financial Assets		
Other Liabilities	3.2	3.8	Investments	302.6	229.7
Provisions	72.8	54.8	Other Financial Assets	183.5	144.0
Deferred Tax Liabilities (Net)	39.1	33.1	Deferred tax assets	251.6	187.3
Other non-current liabilities	1.6	1.8	Income Tax Assets	873.8	650.3
Total Non-Current Liabilities	3,486.7	3,028.0	Other Non-Current Assets	60.2	57.7
Current Liabilities			Total Non-Current Assets	10,874.1	8,403.9
Financial Liabilities			Current Assets		
Borrowings	3,654.8	3,478.4	Inventories	5,037.5	5,268.6
Lease Liabilities	176.1	105.2	Financial Assets		
Trade Payables	5,051.9	4,067.2	Investments	0.0	380.1
Other Financial Liabilities	617.8	518.9	Trade Receivables	3,730.2	3,282.2
Other Current Liabilities	151.9	159.4	Cash and Cash Equivalents	1,085.6	1,040.7
Provisions	91.0	110.8	Bank Balances	446.7	497.3
Current tax liabilities (Net)	0.8	22.1	Loans	0.0	100.0
Total Current Liabilities	9,744.3	8,462.1	Other Financial Assets	578.3	23.8
Total Equity and Liabilities	23,239.1	20,237.9	Other Current Assets	1,465.2	1,241.2
			Assets held for sale	21.6	0.0
			Total Current Assets	12,343.4	11,833.9
			Total Assets	23,239.1	20,237.9



- Incorporated in **2011**
- **Specializes in natural functional ingredients** derived from algae, plants, minerals, and fibers, offering alternatives to chemical additives
- **Serves food, cosmetics, and nutraceutical industries**, leveraging cross-technology expertise to enhance nutritional value
- **Operates two sites** in Saint-Dolay (Morbihan) and near the port of Saint-Nazaire
- **Developed 3,500+ formulations** with a team of **43 employees**

Acquisition Details:

- Acquisition of majority stake in Vinpai representing ~83.82% of outstanding share capital.

Key Rationale

- » **Portfolio Diversification:** Vinpai specializes in algae- and plant-based functional ingredients that offer natural alternatives to chemical additives, allowing CFSL to enter the high-growth natural ingredients space.
- » **Market Expansion & Synergies:** The acquisition allows CFSL to leverage Vinpai's existing footprint, as Vinpai serves customers in over 36 countries.
- » **Enhanced R&D Capabilities:** Combining Vinpai's R&D capabilities in functional ingredients with CFSL's existing expertise is designed to foster innovation.
- » **Financial Growth:** The move is intended to drive revenue growth and improve margins through a more diversified product offering.
- » **Cross-Selling Opportunities:** Vinpai's expertise in the food industry, along with its expansion into cosmetics and nutraceuticals, opens new cross-selling avenues for the combined entity.

Company Overview



Company Overview



100+
Range of Diversified
Products offerings



1,250+
Base of Satisfied
Customers Worldwide




Preferred Partner
For Customized Shelf-Life
Solutions



**High Quality & Wide
Range**
Vanillin Manufacturer

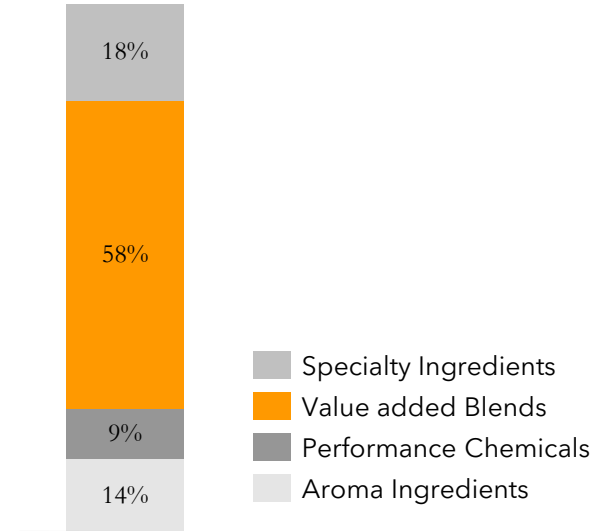


**Among Global
Leaders**
in the Manufacturing of
Antioxidants



49,000+
Led by Integrated Global
Production Capacity

FY26 Revenue Mix*# ₹ 17,233 mn



8
**Global
Manufacturing
Facilities**

7
**Application
Laboratories**

80+
**Presence in
Countries**

2
R&D Centres

Catering Diverse Industries

Food & Beverage	Animal Nutrition	Pet Food	Flavours & Fragrances	Dietary Supplements
Pharmaceuticals & Pharma Intermediates	Petrochemicals	Dyes & Pigments	Polymers	Agrochemicals
Poultry & Livestock	Bio-Fuels	Aquaculture & Fishmeal	Personal Care & Home Care	Incense Sticks

*Breakup excludes revenue from Other Products

Excludes CFS Europe and CFSWL discontinued operations

Product Highlights

FY26 Sales%*#

Key Products

End User Industries

Key Brands

Specialty Ingredients

- Straights
- Value added Blends

18%

- › TBHQ
- › BHA
- › Ascorbyl palmitate (ASP)

- › Pet Food
- › Livestock Nutrition
- › Food & Beverages
- › Fish Meal
- › Animal Feed Mills
- › Biodiesel
- › Aquaculture & Fishmeal
- › Rendering

58%

- › 200+ custom formulations, encompassing both traditional and natural solutions (forward-integrated antioxidant blends)

- › These formulations are specifically tailored to meet the diverse needs of the industry
- › Aim to increase focus on high-value blends and additives

Performance Chemicals

9%

- › HQ derivatives products like Chloranil, MEHQ, HQEE, TBHQ, PDMB, CME,
- › CT derivative products like 4 TBC, Guethol, Veratrole, Guaiacol, 1, 2MDB

- › Petrochemicals
- › Dyes & Pigments
- › Agrochemicals
- › Polymers
- › Pharmaceuticals
- › Acrylates
- › Electroplating
- › Printing Inks

Aroma Ingredients

14%

- › Vanillin, Ethyl Vanillin and Vanillin ex-clove (adorr™)

- › Food & Beverages
- › Pharmaceutical
- › Incense sticks
- › Animal Feed
- › Flavors & Fragrance
- › Agrochemicals
- › Personal Care

*Breakup excludes revenue from Other Products # From continued operations



Powered by Vertical Integration

- Efforts in both organic and inorganic expansions, showcases company's commitment to fortifying position in the market
- Strategic focus on captive consumption ensures utilization of raw materials for downstream products
- Strategic forward integration into Blends and Vanillin swings company's business model to high-value additives / solutions

Process Optimization Initiatives

- **Vanillin Production Optimization:** Continuous improvement at Dahej plant, refining processes and setting a future - oriented strategic direction
- **Animal Nutrition:** Dedicated to the continuous improvement and development of products using technical expertise of CS Dresen and customizing products to suit the market needs, anticipated for the upcoming year
- **Quality Enhancements:** Focused on Analytical and Quality Enhancements through Instrumental Analysis and Method Development, which play critical roles in ensuring the integrity and efficacy of our products

Product Development:

- **High-Quality Hydroquinone:** Developed a high-quality specialized grade for Hydroquinone, leading to the crucial phase of conducting plant trials
- **Catechol Downstream Products:** Development of new downstream products in progress
- **Antioxidant Innovations:** Continuous development and enhancement of quality antioxidants, tailored specifically for discerning customers. These products have smoothly transitioned from R&D to full scale production and have already made market debut
- **Naturals & Emulsifiers:** Newest offerings include emulsifier-based ingredients designed to enhance texture, consistency, mouthfeel, appearance, process efficiency and yield for diverse range of food industry applications
- **Upcoming Products:** FY26 will see the commercialization of many new speciality ingredients.

Integration Chain

Manufactured In-house

Phenol

Hydroquinone

Diphenols

Catechol

Specialty Ingredients

Performance Chemicals

Performance Chemicals

Aroma Ingredients

Ascorbyl Palmitate¹

TBHQ

MEHQ

Guaiacol

Guethol

BHA

Other derivatives of HQ

Veratrole

Vanillin

Blends

Other derivatives of Catechol like 4 TBC

Ethyl Vanillin

¹ Ascorbyl Palmitate is not a part of HQ / Catechol value-chain and is manufactured from ascorbic acid

Environment

- **Main goal by 2030 is to switch to renewable electricity for all manufacturing facilities.** Currently, company is exploring different options to achieve this goal
- Dedicated to sustainability and done few initiatives from reducing food waste to sourcing clean energy
- Constantly seeking new ways to promote eco-friendliness
- Specifically target food segments that require improved shelf life
- Offer solutions for improving nutrition, health, and hygiene in livestock, resulting in enhanced Food Conversion Ratio (FCR) and overall animal performance

Social

- Employee Wellness Initiatives to provides nutritionist consulting, diet planning, gym access, and frequent health monitoring to boost employee wellness

Governance

- Have a Governance Board that comprises highly skilled and visionary leaders from diverse backgrounds, bringing a wealth of technical and business expertise to the table
- Actively participate in brainstorming sessions with the aim of formulating comprehensive strategies and policies

Board Of Directors



Ashish Dandekar
Chairman & Managing Director

- › Over three decades of experience in pharmaceuticals and specialty chemical products including business planning, information systems, research & development, product development, and marketing
- › Holds a BA in Economics and Management studies from Temple University, USA



Amol Shah
Independent Director

- › Managing Director of the MJ Group with over three decades of experience covering human healthcare, F&F compounds, plant protection, and water treatment chemicals
- › Holds an MBA from the University of Southern California and a Bachelor's in Engineering from the University of Kent



Nirmal Momaya
Managing Director

- › Qualified Chartered Accountant with over three decades of experience in finance, taxation, audit, and management consultancy
- › He has been instrumental in providing strategic guidance & direction to the company on all significant business matters



Mahabaleshwar Palekar
Independent Director

- › Over three decades of experience with corporates in India and MNCs
- › Chemical engineer with a degree from the Institute of Chemical Technology (ICT) in Mumbai, India



Arjun Dukane
Executive Director- Technical

- › Chemical Engineer with over three decades of experience in the chemical industry
- › Has been associated with CFS for more than 15 years



Joseph Conrad D'souza
Independent Director

- › Erstwhile Member of Executive Management and Ex-Chief Investor Relations Officer of HDFC Ltd
- › Holds an M.com from Mumbai University and an MBA from South Gujarat University



Harsha Raghavan
Non-Executive Non-Independent Director

- › Managing Partner of Convergent Finance LLP and ex-founding MD & CEO of Fairbridge Capital (a Fairfax Company)
- › Holds an MBA & MSc in industrial engineering from Stanford University and a B.A from University of California, Berkeley



Pradip Kanakia
Independent Director

- › Qualified Chartered Accountant (both England, Wales and India) with over three decades of experience
- › Held leadership position in PWC & KPMG, leveraging his expertise in strategy, transformation, performance management, accounting, auditing, reporting, controls, compliance & governance



Anagha Dandekar
Non-Executive Non-Independent Director

- › President & co-founder of Hardware Renaissance, a manufacturer of handcrafted door hardware and accessories
- › Holds an MBA in Finance from the University of South Carolina, USA



Abeezar Faizullahoy
Independent Director

- › Senior Partner at Argus Partners (Solicitors & Advocates) - Mumbai and ex-partner of J Sagar Associates
- › Holds Bachelor of Law from University of Mumbai and a Qualified Solicitor from Bombay incorporated law society
- › Was previously on Board of CFS for 13 years till 2019, His immense experience in the Corporate commercial, litigation, M&A



Jens Van Nieuwenborgh
Non-Executive Non-Independent Director

- › Board member of several companies across India and Europe, with extensive experience in business administration, finance, and operations
- › Holds an MBA from Harvard University and a Master's in Science from Ghent University, Belgium.



Radhika Dudhat
Independent Director

- › Over three decades of experience with corporates in India and MNCs
- › Partner with Shardul Amarchand Mangaldas & Co. and has worked on a wide range of transactional, regulatory and legal risk management advisory
- › Holds degrees in Life Sciences and Law from the University of Bombay, with postgraduate studies at Cambridge and Harvard.

Senior Management Team

Ashish Dandekar
Chairman & Managing Director

- › Over three decades of experience in pharmaceuticals and specialty chemical products including business planning, information systems, research & development, product development, and marketing
- › Holds a BA in Economics and Management studies from Temple University, USA

Nirmal Momaya
Managing Director

- › Qualified Chartered Accountant with over three decades of experience in finance, taxation, audit, and management consultancy
- › He has been instrumental in providing strategic guidance & direction to the company on all significant business matters

Arjun Dukane
Executive Director- Technical

- › Chemical Engineer with over three decades of experience in the chemical industry
- › Has been associated with CFS for more than 15 years

Santosh Parab
Chief Financial Officer

- › Over two decades of experience working auditing profession
- › Previously worked at B.K. Khare & Co, an Indian accounting firm
- › Qualified Chartered Accountant with a Bachelor's degree in commerce
- › Associated with CFS for more than 9 years

Nilesh Jadhav
Chief Operating Officer

- › Chemical Engineer with around three decades of experience in the chemical industry including heading multilocational manufacturing sites
- › Previously worked at Balaji Amines, Deepak Fertilizers & Petrochemicals, Essar Refinery & Schenectady
- › Executive Management from IIM Bangalore and Piping Engineering from IIT Powai

Eric Santos
Vice President - Aroma Ingredients

- › Over two decades of industry experience, previously worked as a commercial director at Solvay S.A.
- › Holds a Bachelor's degree in chemistry

Jose Arturo Paulin
Head - Mexico operations

- › Over two decades of experience in the feed market (premix, feed additives, pet food, and rendering)
- › Previously worked at Trouw Nutrition and Kemin Inc in Mexico
- › Qualified agriculture engineer

Jennifer Igou
Head - USA operations

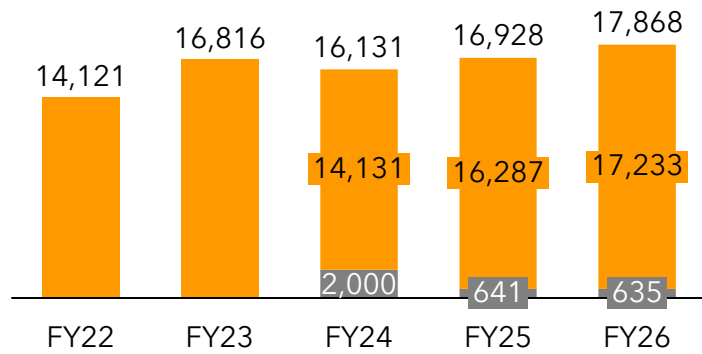
- › Over two decades of experience in food and pet-food space particularly in anti-oxidants & Hydrocolloids
- › Previously worked at Kemin Inc. USA & FMC
- › Holds a Bachelor's degree in Chemistry and Biology with an emphasis in Biomedicine

Historical Financial Highlights

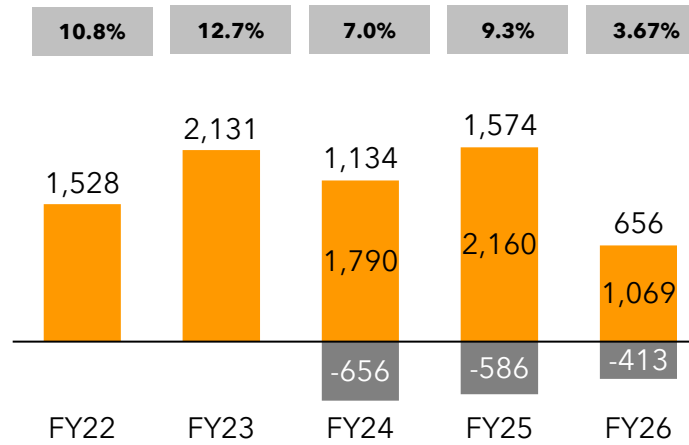


Historical Financial Highlights

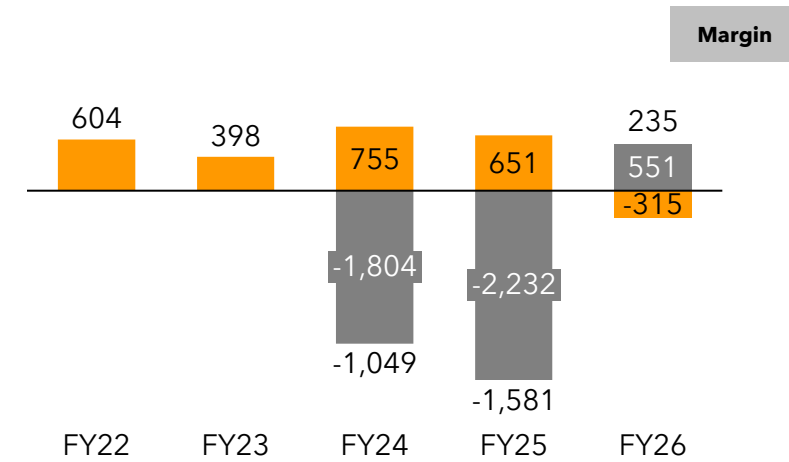
Revenue (Rs. In Mn)



EBITDA (Rs. In Mn)



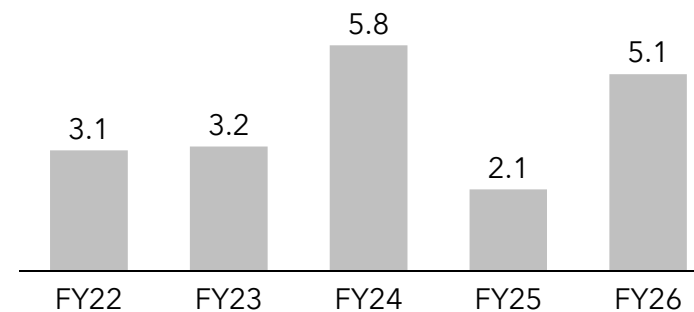
PAT (Rs. In Mn)



Net Debt to Equity (x)



Net Debt to EBITDA (x)

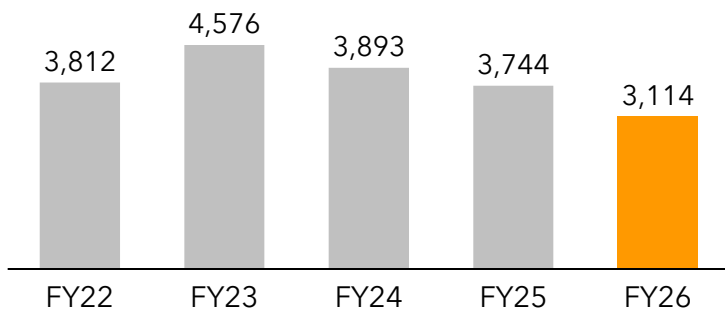


Continued Operation

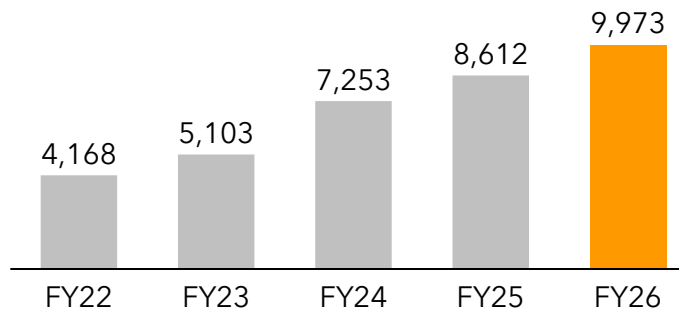
Discontinued Operation

Operational Revenue Break-Up

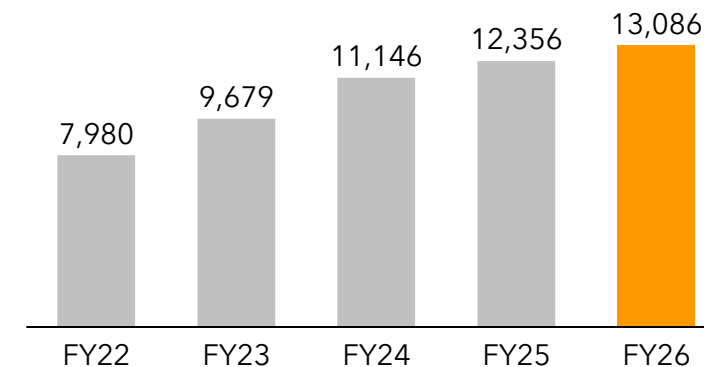
**Specialty Ingredients (Rs. In Mn)
(Straights)**



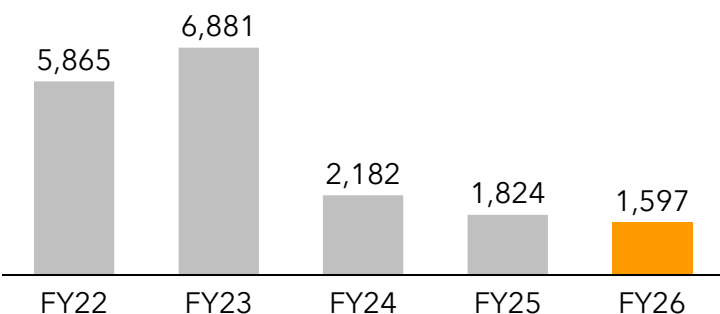
**Specialty Ingredients (Rs. In Mn)
(Value added blends)**



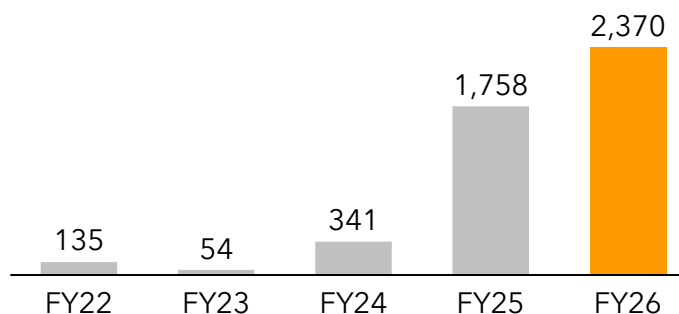
Total Specialty Ingredients (Rs. In Mn)



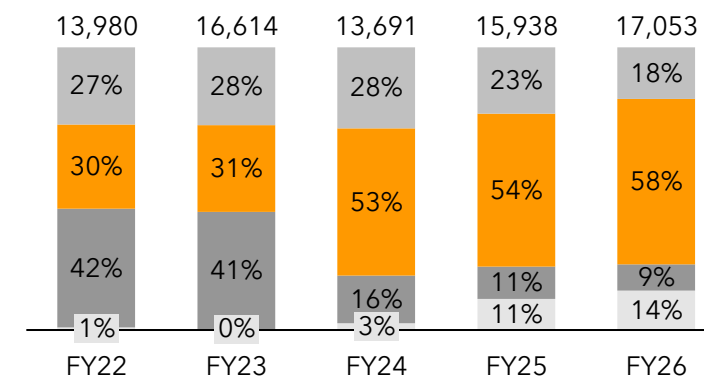
Performance Chemicals (Rs. In Mn)



Aroma Ingredients (Rs. In Mn)

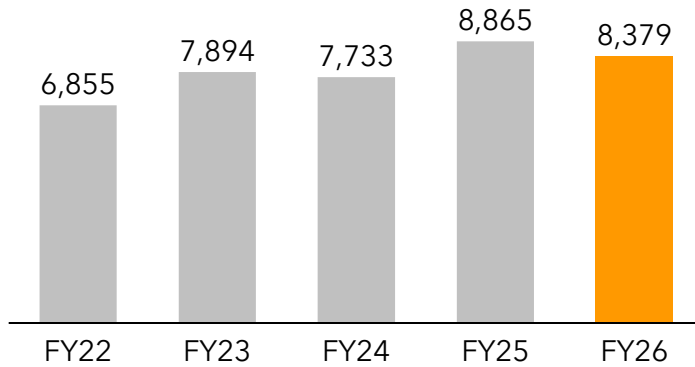


Total Revenue Breakup (%)*

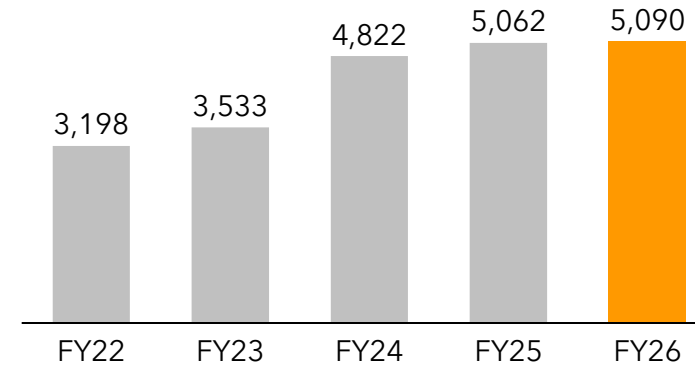


Regional Highlights

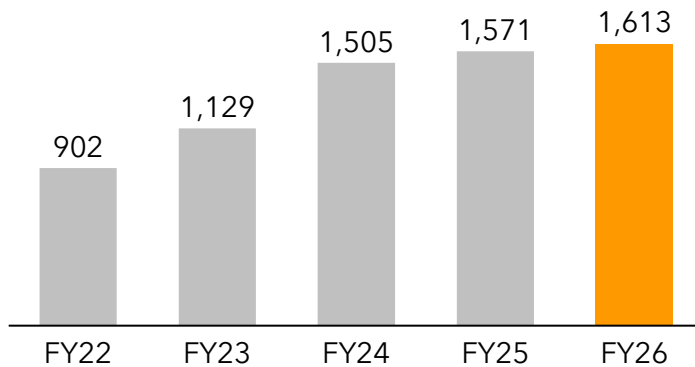
CFS India (Rs. In Mn)



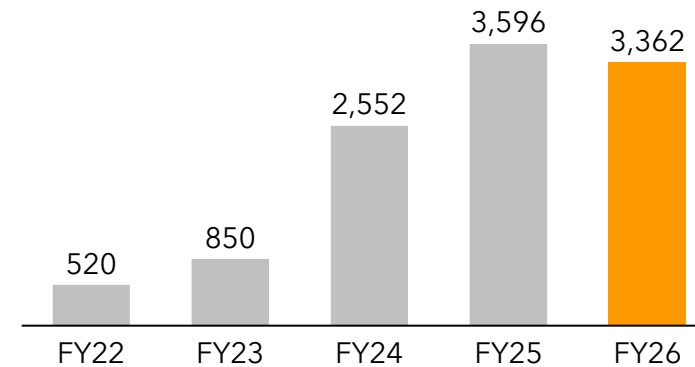
CFS Mexico (Rs. In Mn)



CFS Brazil (Rs. In Mn)



CFS North America (Rs. In Mn)



Thank You !



Camlin Fine Sciences Ltd.

CIN - L74100MH1993PLCO75361

Santosh Parab- CFO

Email - santosh.parab@camlinfo.com

www.camlinfo.com

SGA Strategic Growth Advisors

Strategic Growth Advisors Pvt. Ltd.

CIN - U74140MH2010PTC204285

Shrikant Sangani / Shaily Patwa

Email - shrikant.sangani@sgapl.net / shaily.p@sgapl.net

Mobile No - 9619595686 / 9819494608

www.sgapl.net

