



May 07, 2026

<b>BSE Limited</b> Phiroze Jeejeebjoy Towers Dalal Street Mumbai 400 001 <b>Scrip Code: 543489</b>	<b>National Stock Exchange of India Limited</b> Exchange Plaza, C-1, Block G, Bandra Kurla Complex, Bandra (East) Mumbai – 400 051 <b>Trading Symbol: GATEWAY</b>
--	---

**Subject: Investors Presentation**

Dear Sir / Madam,

Pursuant to the provisions of Regulation 30 and other applicable provisions, if any of SEBI (Listing Obligations and Disclosure Requirements) Regulations, 2015 please find enclosed herewith the Investors Presentation on the Audited Financial Results of the Company for the quarter and year ended March 31, 2026.

The same is also available on the website of the Company i.e. [www.gatewaydistriparks.com](http://www.gatewaydistriparks.com)

Kindly take the information on record.

Thanking You,  
Yours faithfully,

**For Gateway Distriparks Limited**

Divyang  
Jain

Digitally signed by Divyang Jain  
DN: cn=Divyang Jain c=IN  
l=North West Delhi o=Personal  
e=DVYNG.JAIN@GMAIL.COM  
Reason: Divyang  
Location:  
Date: 2026-05-07 14:17+05:30

**Divyang Jain  
Company Secretary &  
Compliance Officer**

**Encl. as above**

**GATEWAY DISTRIPARKS LIMITED**

**CIN:** L60231MH2005PLC344764

**Registered Office:** Sector 6, Dronagiri, Taluka Uran, District Raigarh, Navi Mumbai, Maharashtra 400707, India

**Corporate Office:** 4<sup>th</sup> Floor, Prius Platinum, Saket District Centre, New Delhi – 110017, India

**T:** +91 11 4055 4400 **F:** +91 11 4055 4413 **E:** investors@gatewaydistriparks.com **W:** [www.gatewaydistriparks.com](http://www.gatewaydistriparks.com)

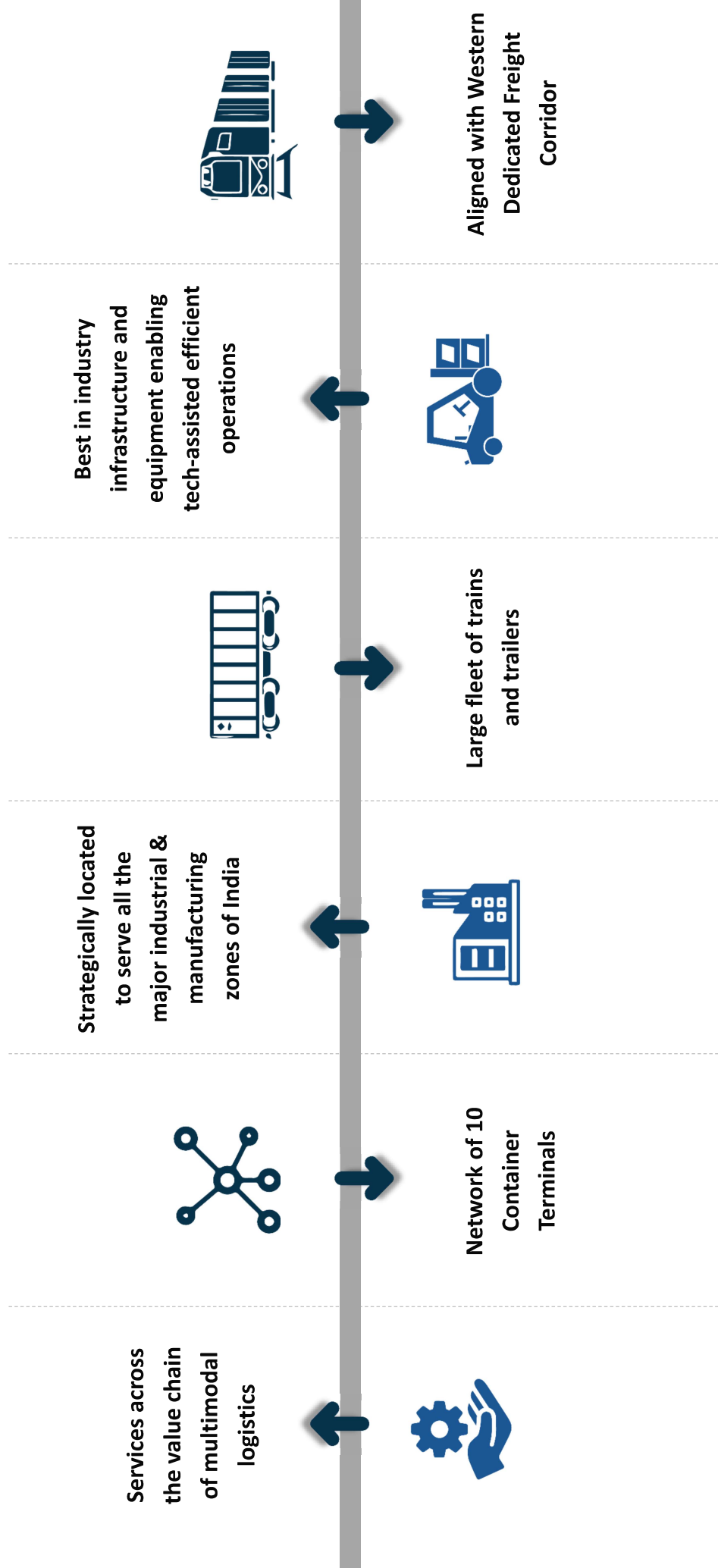


# Gateway Distriparks Limited

Investor Presentation  
*for the quarter ended*  
31<sup>st</sup> March 2026



# India's Leading Multimodal Logistics Company



## Key Highlights – Q4 & FY26



**~25 acres land acquired** near Pithampur, Indore for development of a **new ICD** (in-principle approval received), with planned capacity of **~120,000 TEUs p.a.** – at capex of **Rs. 150 crore**

Placed orders to increase fleet to **37 trains** by end of Q1 2026 out of which 9 will be higher capacity higher speed trains. Placed order for pilot project of 40 feet **EV trailers**.

Promoter shareholding **increased to 33.92%** during Q4

Domestic operations at **MMLP New Ankleshwar** commenced in **October 2025**.

# Rail linked Inland Container Depots (ICD)



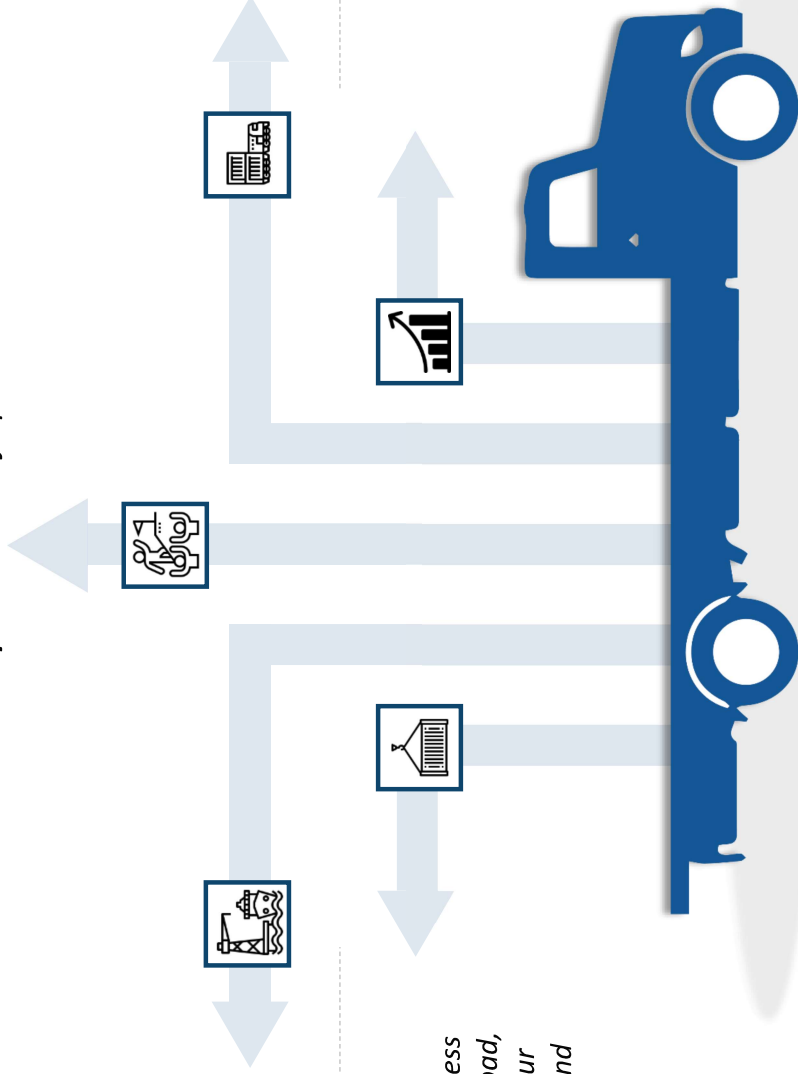
*A strong early mover advantage in creating a network of ICDs, catering to northern markets and offering hub and spoke model of operations*

*Company offers rail transportation services for EXIM containers between its ICDs and the key ports of JNPT, Mundra, Pipavav and Kandla with a license to operate on the pan-India Railways network*


*Aligned with Western Dedicated Freight Corridor due to improved transit times and modal shift from road to rail*

*ICDs catering to the EXIM business are located at Gurgaon, Faridabad, Ludhiana, Ahmedabad, Kashipur and upcoming in Ankleshwar and Indore*

*Adequate land bank available to double the installed capacity with very low capex – providing scalability for long-term growth*



## Container Freight Stations (CFS)



Company operates **four CFSs** which caters to Nhava Sheva, Chennai, Visakhapatnam and Kochi.




Offer **various services** like container yards, container handling, transportation, storage, bonded & general warehousing, empty handling & storage, and other VAS



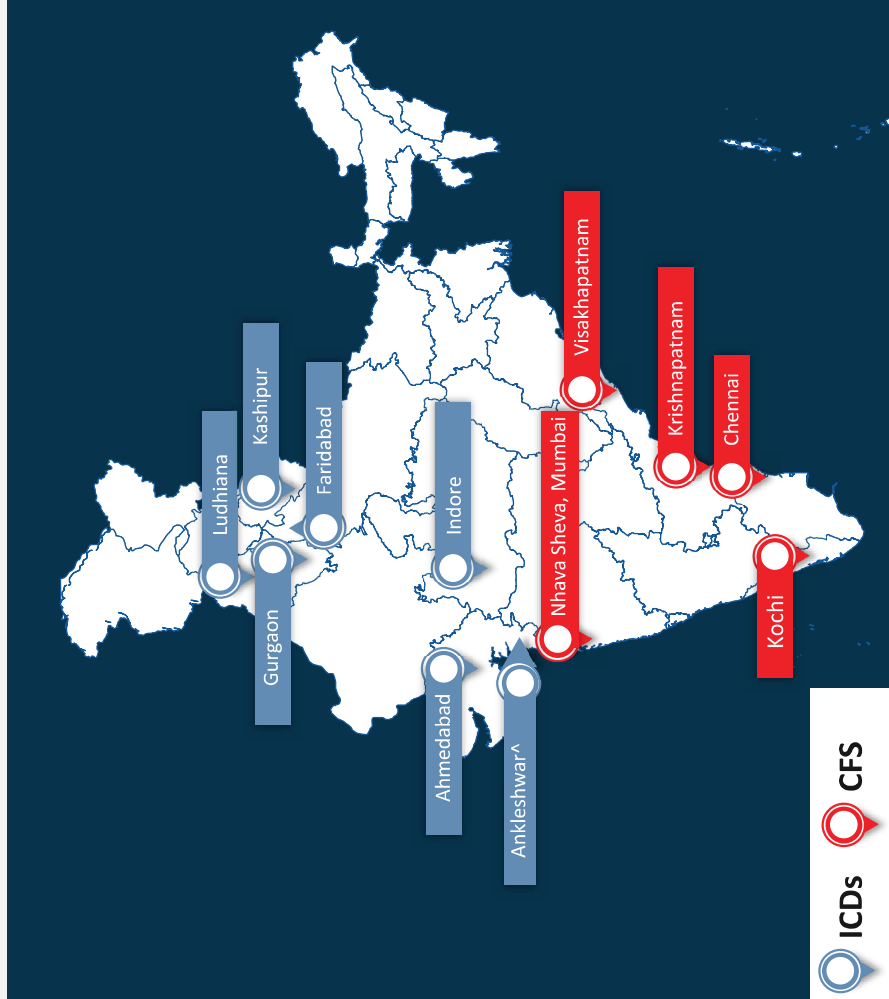
The important sources of revenue in the CFS business include handling & transport, terminal services, warehousing, cargo consolidation, first/last mile delivery and other VAS

# Service Offering



- Operating 34 rakes - 21 owned and 13 on long term lease
- License to operate on Pan-India Railways Network
- Regular services between JNPT, Mundra, Pipavav, Kandla and hinterland ICDs in North India
- Dedicated Block Train services
- Reefer rail transportation services
- Pick up & Drop of containers to/from the port by Rail & Road
- Container yards for handling of containers for both Customs Clearance as well as DPD containers
- Cargo consolidation services
- Container maintenance & repair facilities
- Value added services
- Available at both ICD & CFS
- General, Bonded and Domestic CT-PAT Compliant warehousing
- Racking facilities available with adequate forklift equipment
- Inventory Management
- Customized solutions like Variable Pressure Clamp Forklifts, Garment on Hangar, Palletizing /unitizing and Shrink Wrapping
- First & Last Mile connectivity by road for end to end multimodal services
- GPS enabled tracking & route planning
- Fleet of over 560+ trailers to carry both 20 & 40 feet containers
- CNG enabled vehicles for reaching emission restricted zones

# Strategically Located Facilities



\*JV with Chakiat Group (GDL 60%, Chakiat 40%) - Additional 20 acres of Land available for future expansion

^Ankleshwar MM/PL operates under asset-light model with GDL as the exclusive container train operator

Note: Maps not to scale. All data, information, and maps are provided "as is" without warranty or any representation of accuracy, timeliness or completeness

Investor Presentation



ICD Terminals	Land (Acres)	Design Capacity (TEU's)	Installed Capacity (TEU's)
Gurgaon, HR	90	5,00,000	3,00,000
Ludhiana, PB	60	3,00,000	2,00,000
Faridabad, HR	65	3,00,000	1,50,000
Ahmedabad, GJ	40	2,00,000	1,20,000
Kashipur, UK	41	1,50,000	60,000
Indore, MP	25	Under Construction Planned Capacity ~1,20,000	

Rail-ICDs located in the North-West region of the country, which contributes to majority of container traffic on west coast


CFS Terminals	Land (Acres)	Installed Capacity (TEU's)
Nhava Sheva, Mumbai, MH	35	2,40,000
Chennai, TN	19	1,50,000
Krishnapatnam, AP	35	-
Kochi, KL (Joint Venture)*	7 + 21	50,000
Visakhapatnam, AP	25	85,000

CFS business located in areas that are prominent hubs for EXIM traffic and account for major part of container movement


# Strong Asset Base



Trains



Trailers



## Key Metrics

- ICD Capacity – 830,000 TEUs p.a.
- CFS Capacity – 525,000 TEUs p.a.
- **Total Warehouse Capacity – ~1,62,000 sq. mt.**





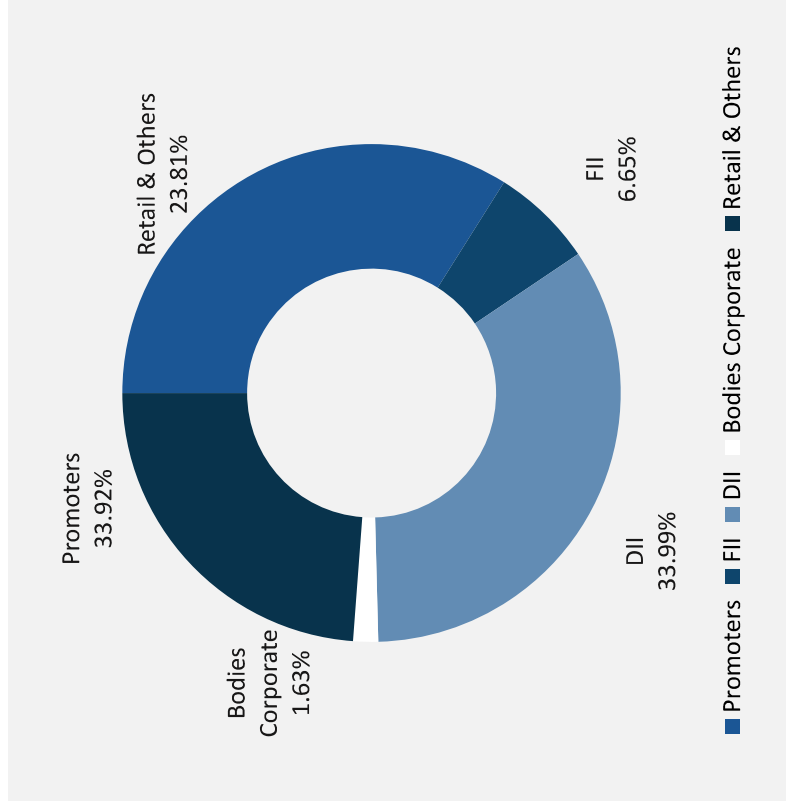
## Equipment Bank

- Train Sets – 34 (21 owned, 13 leased)
- Tractor Trailers – 560+


# Shareholding Information




## Shareholding Pattern March 2026



# Snowman Logistics Limited – A subsidiary company



Snowman Logistics Limited, an associate company of GDL (50.01% stake), is the largest integrated temperature-controlled logistics service provider in India.



Snowman has a nationwide network of temperature controlled warehouses, and a large fleet of refrigerated vehicles. It also operates dedicated warehouses for large e-commerce companies.



Snowman provides chain management for pharma, vaccines, e-commerce, quick service restaurants, seafood, poultry, dairy, batteries, industrial products, and it continues to expand in new locations.



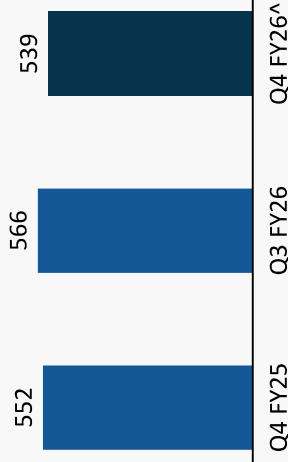
[More information available on Snowman's website](#)



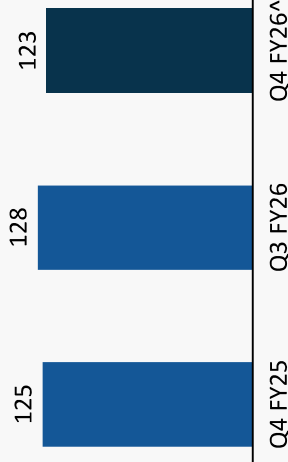
# Financial Performance

# Consolidated Financials – Q4 FY26 with Exceptional Item

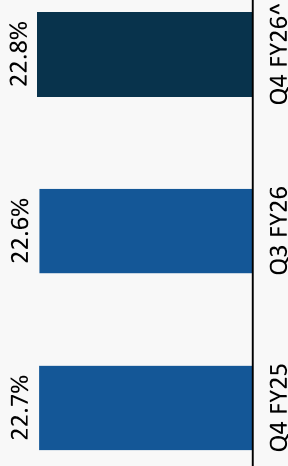
**Total Income\* (Rs. Crs)**



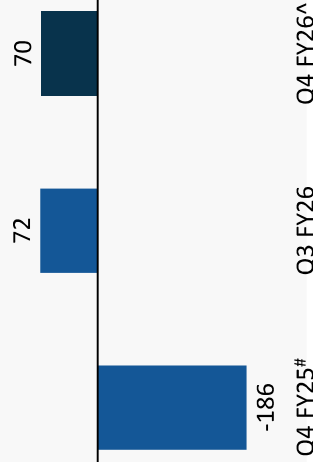
**EBITDA\* (Rs. Crs)**



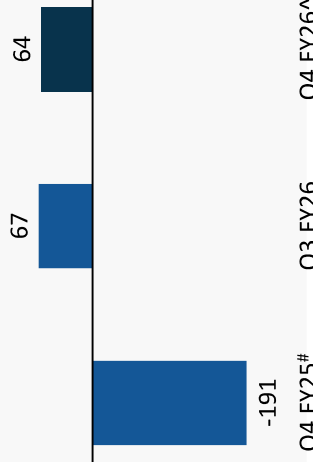
**EBITDA Margin\* (%)**



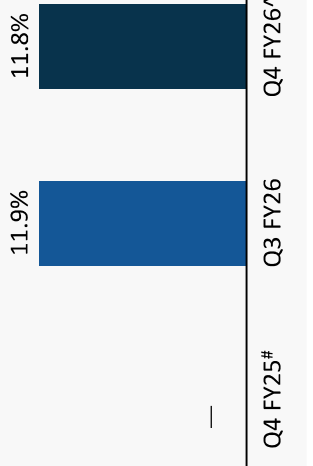
**PBT (Rs. Crs)**



**PAT (Rs. Crs)**



**PAT Margin (%)**



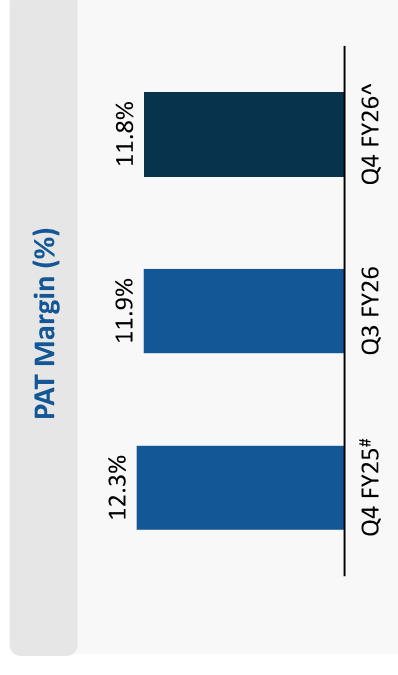
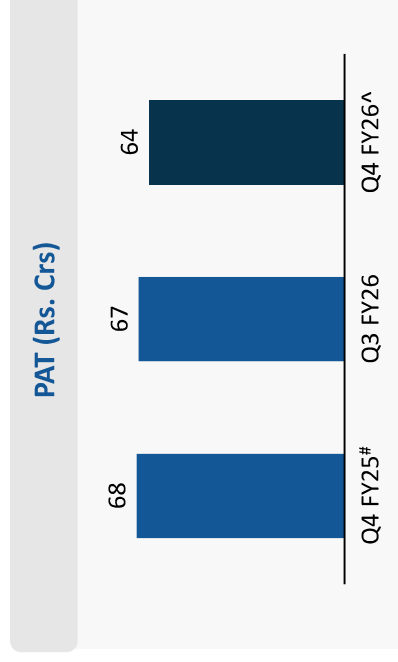
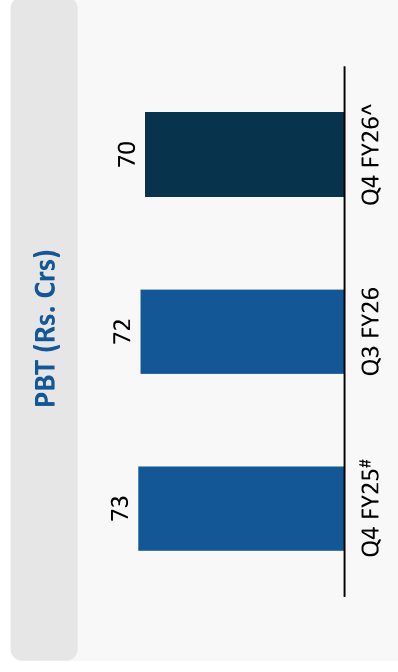
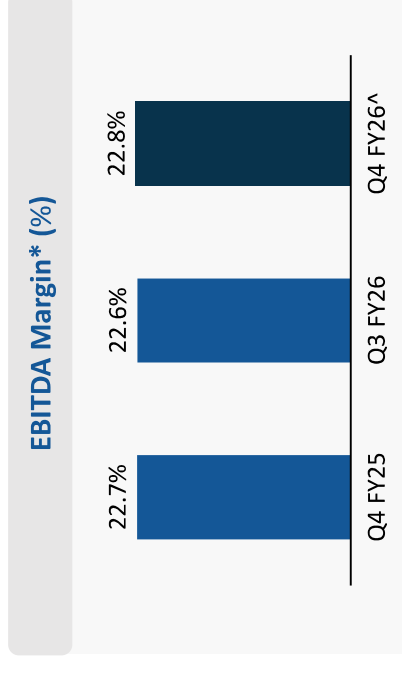
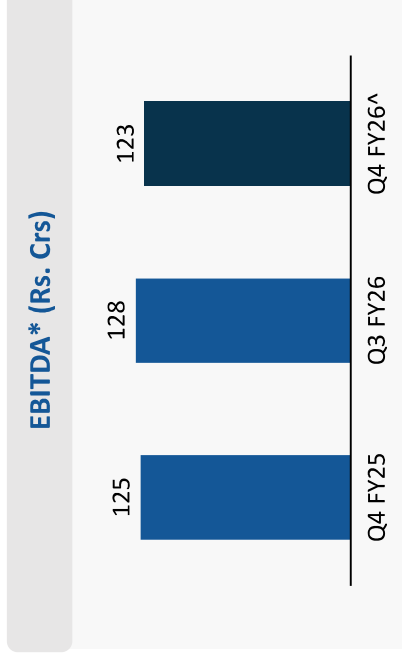
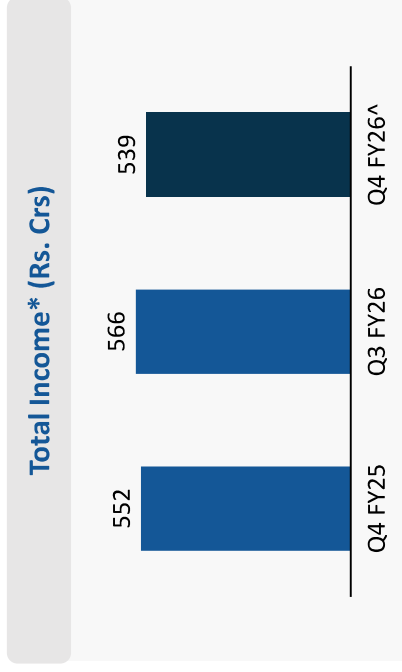
**Notes:**

\* Includes Other Income

^Q4FY26 Financials include Total Revenue of INR 142.3 crores, EBITDA of INR 24.8 crores, Net Profit of INR 5.5 crores due to consolidation of accounts after Snowman Logistics went from being an Associate Company to a Subsidiary from December, 24 2024.

#PBT and PAT includes Exceptional Items of Rs. -258.8 crore. The fair value of assets acquired and liabilities assumed have been determined on a provisional basis and accounted for in accordance with Ind AS 103 - Business Combinations. Also, the Company has remeasured its previously held stake in its erstwhile Associate, Snowman at its acquisition-date fair value as per Ind AS 103 and fair valuation loss of Rs. 258.8 crore has been recognized as an exceptional item

# Consolidated Financials – Q4 FY26 without Exceptional Item



**Notes:**

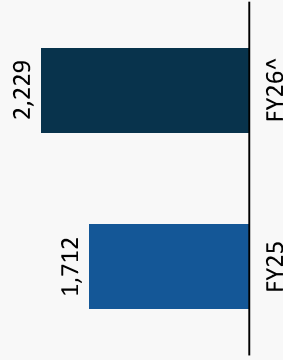
\* Includes Other Income

^Q4FY26 Financials include Total Revenue of INR 142.3 crores, EBITDA of INR 24.8 crores, Net Profit of INR 5.5 crores due to consolidation of accounts after Snowman Logistics went from being an Associate Company to a Subsidiary from December, 24 2024.

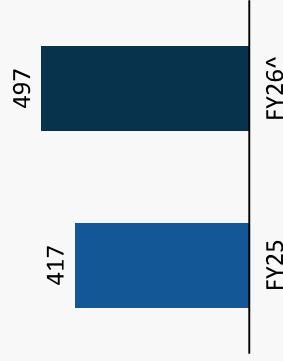
#PBT and PAT includes Exceptional Items of Rs. -258.8 crore. The fair value of assets acquired and liabilities assumed have been determined on a provisional basis and accounted for in accordance with Ind AS 103 - Business Combinations. Also, the Company has remeasured its previously held stake in its erstwhile Associate, Snowman at its acquisition-date fair value as per Ind AS 103 and fair valuation loss of Rs. 258.8 crore has been recognized as an exceptional item

# Consolidated Financials – FY26 with Exceptional Item

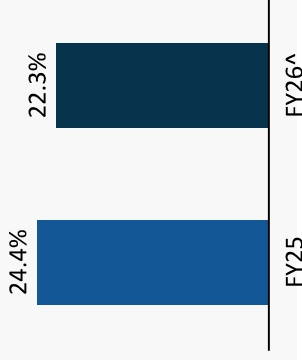
**Total Income (Rs. Crs)**



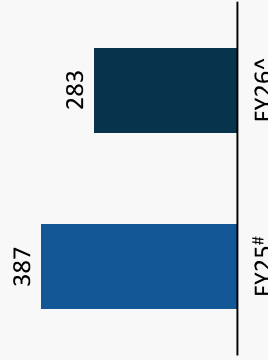
**EBITDA\* (Rs. Crs)**



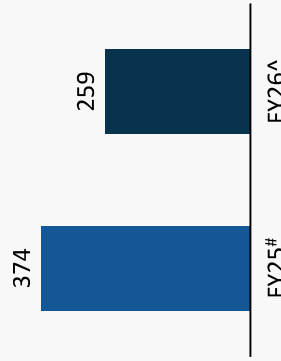
**EBITDA Margin\* (%)**



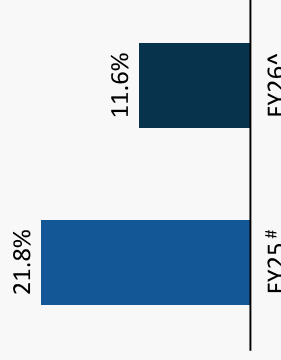
**PBT (Rs. Crs)**



**PAT (Rs. Crs)**



**PAT Margin (%)**



**Notes:**

\* Includes Other Income

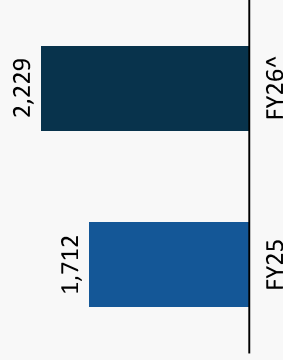
^FY26 Financials include Total Revenue of INR 604.4 crores, EBITDA of INR 94.5 crores, Net Profit of INR 3.3 crores due to consolidation of accounts after Snowman Logistics went from being an Associate Company to a Subsidiary from December, 24 2024.

#PBT and PAT includes Exceptional Items of Rs. 390.8 crore for Q3FY25 and Rs. -258.8 crore for Q4FY25. The fair value of assets acquired and liabilities assumed have been determined on a provisional basis and accounted for in accordance with Ind AS 103 - Business Combinations. Also, the Company has remeasured its previously held stake in its erstwhile Associate, Snowman at its acquisition-date fair value as per Ind AS 103 and fair valuation gain of Rs. 132.0 crore has been recognized as an exceptional item

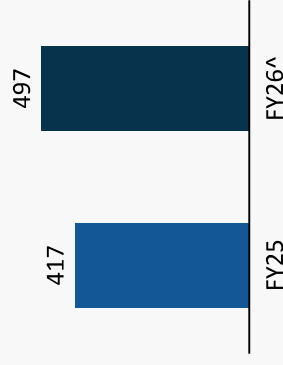
# Consolidated Financials – FY26 without Exceptional Item



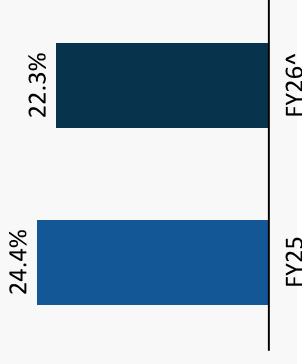
**Total Income (Rs. Crs)**



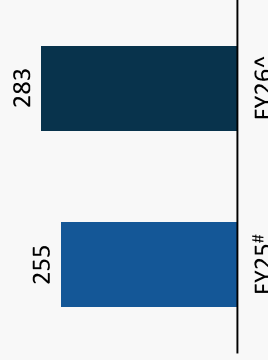
**EBITDA\* (Rs. Crs)**



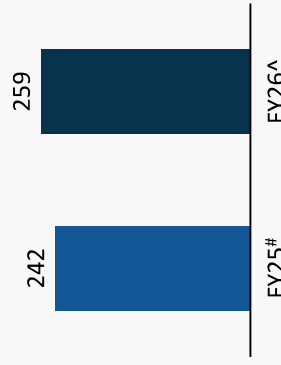
**EBITDA Margin\* (%)**



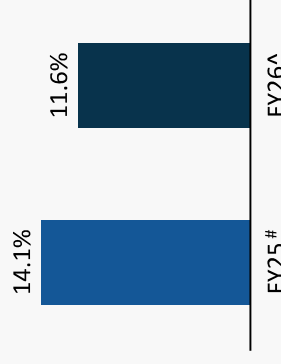
**PBT (Rs. Crs)**



**PAT (Rs. Crs)**



**PAT Margin (%)**



**Notes:**

\* Includes Other Income

<sup>^</sup> FY26 Financials include Total Revenue of INR 604.4 crores, EBITDA of INR 94.5 crores, Net Profit of INR 3.3 crores due to consolidation of accounts after Snowman Logistics went from being an Associate Company to a Subsidiary from December, 24 2024.

<sup>#</sup> PBT and PAT includes Exceptional Items of Rs. 390.8 crore for Q3FY25 and Rs. -258.8 crore for Q4FY25. The fair value of assets acquired and liabilities assumed have been determined on a provisional basis and accounted for in accordance with Ind AS 103 - Business Combinations. Also, the Company has remeasured its previously held stake in its erstwhile Associate, Snowman at its acquisition-date fair value as per Ind AS 103 and fair valuation gain of Rs. 132.0 crore has been recognized as an exceptional item

Investor Presentation

## Historical Trend - Quarterly (excluding Snowman Logistics)



The figures below are derived from the consolidated financials of Gateway Distriparks Limited excluding Snowman Logistics Limited

Particulars (Rs. In cr.)	Q1FY24	Q2FY24	Q3FY24	Q4FY24	Q1FY25	Q2FY25	Q3FY25	Q4FY25	Q1FY26	Q2FY26	Q3FY26	Q4FY26
Throughput (In TEU)	1,79,897	1,93,009	1,81,522	1,76,506	1,71,448	1,86,715	1,82,048	1,84,518	1,87,569	1,97,642	1,90,675	1,88,179
Revenue	370	399	393	375	353	390	393	398	389	413	414	391
EBITDA	101	106	100	90	89	101	100	102	98	103	104	98
Revenue/TEU	20,550	20,648	21,647	21,244	20,595	20,887	21,560	21,565	20,739	20,902	21,712	20,794
EBITDA/TEU	5,589	5,498	5,493	5,116	5,216	5,415	5,492	5,504	5,219	5,205	5,465	5,208
EBITDA %	27%	27%	25%	24%	25%	26%	25%	26%	25%	25%	25%	25%

# Quarterly Profit & Loss Statement with Exceptional Item



Particulars (Rs. Crs)	Q4 FY26 <sup>A</sup>	Q4 FY25	Y-o-Y	Q3 FY26	Q-o-Q
<b>Revenue from Operations</b>	<b>533.7</b>	<b>534.9</b>	<b>0%</b>	<b>560.4</b>	<b>-5%</b>
Other Income	5.1	17.5		5.8	
<b>Total Income</b>	<b>538.7</b>	<b>552.5</b>	<b>-2%</b>	<b>566.2</b>	<b>-5%</b>
Operating Expenses	341.6	346.3	-1%	360.3	-5%
Employee Expenses	34.9	29.2		33.5	
Other Expenses	39.4	51.7		44.1	
<b>EBITDA</b>	<b>122.8</b>	<b>125.2</b>	<b>-2%</b>	<b>128.2</b>	<b>-4%</b>
<b>EBITDA Margin (%)</b>	<b>22.8%</b>	<b>22.7%</b>	<b>12 bps</b>	<b>22.6%</b>	<b>15 bps</b>
Depreciation	38.6	37.2		38.6	
<b>EBIT</b>	<b>84.2</b>	<b>88.0</b>	<b>-4%</b>	<b>89.6</b>	<b>-6%</b>
Finance Cost	13.9	15.2		14.8	
Share of Profit/ (Loss) from Associate or JV	0.0	0.0		0.0	
<b>Profit before Tax before Exceptional Items</b>	<b>70.3</b>	<b>72.8</b>	<b>-3%</b>	<b>74.8</b>	<b>-6%</b>
<b>Profit before Tax Margin (%)</b>	<b>13.1%</b>	<b>13.2%</b>	<b>-13 bps</b>	<b>13.2%</b>	<b>-16 bps</b>
Exceptional Items	0.0	-258.8		-2.8	
<b>Profit before Tax</b>	<b>70.3</b>	<b>-185.9</b>	<b>-138%</b>	<b>72.0</b>	<b>-2%</b>
<b>Profit before Tax Margin (%)</b>	<b>13.1%</b>	<b>NA</b>	<b>NA</b>	<b>12.7%</b>	<b>34 bps</b>
Tax	6.6	5.0		4.9	
<b>Profit After Tax</b>	<b>63.7</b>	<b>-191.0</b>	<b>NA</b>	<b>67.2</b>	<b>-5%</b>
<b>PAT Margin (%)</b>	<b>11.8%</b>	<b>NA</b>	<b>NA</b>	<b>11.9%</b>	<b>-4 bps</b>
<b>EPS (in Rs.)</b>	<b>1.22</b>	<b>-3.87</b>		<b>1.36</b>	

**Notes:**

\*Includes Other Income

<sup>A</sup>Q4FY26 Financials include Total Revenue of INR 142.3 crores, EBITDA of INR 24.8 crores, Net Profit of INR 5.5 crores due to consolidation of accounts after Snowman Logistics went from being an Associate Company to a Subsidiary from December, 24 2024.

<sup>B</sup>PBT and PAT includes Exceptional Items of Rs. -258.8 crore. The fair value of assets acquired and liabilities assumed have been determined on a provisional basis and accounted for in accordance with Ind AS 103 - Business Combinations. Also, the Company has remeasured its previously held stake in its erstwhile Associate, Snowman at its acquisition-date fair value as per Ind AS 103 and fair valuation loss of Rs. 258.8 crore has been recognized as an exceptional item

## Quarterly Profit & Loss Statement without Exceptional Item

Particulars (Rs. Crs)	Q4 FY26 <sup>A</sup>	Q4 FY25	Y-o-Y	Q3 FY26	Q-o-Q
<b>Revenue from Operations</b>	<b>533.7</b>	<b>534.9</b>	<b>0%</b>	<b>560.4</b>	<b>-5%</b>
Other Income	5.1	17.5		5.8	
<b>Total Income</b>	<b>538.7</b>	<b>552.5</b>	<b>-2%</b>	<b>566.2</b>	<b>-5%</b>
Operating Expenses	341.6	346.3	-1%	360.3	-5%
Employee Expenses	34.9	29.2		33.5	
Other Expenses	39.4	51.7		44.1	
<b>EBITDA</b>	<b>122.8</b>	<b>125.2</b>	<b>-2%</b>	<b>128.2</b>	<b>-4%</b>
<b>EBITDA Margin (%)</b>	<b>22.8%</b>	<b>22.7%</b>	<b>12 bps</b>	<b>22.6%</b>	<b>15 bps</b>
Depreciation	38.6	37.2		38.6	
<b>EBIT</b>	<b>84.2</b>	<b>88.0</b>	<b>-4%</b>	<b>89.6</b>	<b>-6%</b>
Finance Cost	13.9	15.2		14.8	
Share of Profit/ (Loss) from Associate or JV	0.0	0.0		0.0	
<b>Profit before Tax before Exceptional Items</b>	<b>70.3</b>	<b>72.8</b>	<b>-3%</b>	<b>74.8</b>	<b>-6%</b>
<b>Profit before Tax Margin (%)</b>	<b>13.1%</b>	<b>13.2%</b>	<b>-13 bps</b>	<b>13.2%</b>	<b>-16 bps</b>
Exceptional Items	0.0	0.0		-2.8	
<b>Profit before Tax</b>	<b>70.3</b>	<b>72.8</b>	<b>-3%</b>	<b>72.0</b>	<b>-2%</b>
<b>Profit before Tax Margin (%)</b>	<b>13.1%</b>	<b>13.2%</b>	<b>-13 bps</b>	<b>12.7%</b>	<b>34 bps</b>
Tax	6.6	5.0		4.9	
<b>Profit After Tax</b>	<b>63.7</b>	<b>67.8</b>	<b>-6%</b>	<b>67.2</b>	<b>-5%</b>
<b>PAT Margin (%)</b>	<b>11.8%</b>	<b>12.3%</b>	<b>-45 bps</b>	<b>11.9%</b>	<b>-4 bps</b>
<b>EPS (in Rs.)</b>	<b>1.22</b>	<b>-3.87</b>		<b>1.36</b>	

**Notes:**

\*Includes Other Income

<sup>A</sup>Q4FY26 Financials include Total Revenue of INR 142.3 crores, EBITDA of INR 24.8 crores, Net Profit of INR 5.5 crores due to consolidation of accounts after Snowman Logistics went from being an Associate Company to a Subsidiary from December, 24 2024.

#PBT and PAT includes Exceptional Items of Rs. -258.8 crore. The fair value of assets acquired and liabilities assumed have been determined on a provisional basis and accounted for in accordance with Ind AS 103 - Business Combinations. Also, the Company has remeasured its previously held stake in its erstwhile Associate, Snowman at its acquisition-date fair value as per Ind AS 103 and fair valuation loss of Rs. 258.8 crore has been recognized as an exceptional item

## FY26 Profit & Loss Statement with Exceptional Item

Particulars (Rs. Crs)	FY26 <sup>^</sup>	FY25	Y-o-Y
<b>Revenue from Operations</b>	<b>2,211.8</b>	<b>1,680.55</b>	<b>32%</b>
Other Income	17.6	31.17	
<b>Total Income</b>	<b>2,229.4</b>	<b>1,711.7</b>	<b>30%</b>
Operating Expenses	1,429.4	1,077.2	33%
Employee Expenses	133.8	89.5	
Other Expenses	168.8	128.1	
<b>EBITDA</b>	<b>497.5</b>	<b>417.0</b>	<b>19%</b>
<b>EBITDA Margin (%)</b>	<b>22.3%</b>	<b>24.4%</b>	<b>-205 bps</b>
Depreciation	152.7	115.2	
<b>EBIT</b>	<b>344.8</b>	<b>301.8</b>	<b>14%</b>
Finance Cost	59.3	47.8	
Share of Profit/ (Loss) from Associate or JV	0.0	1.0	
<b>Profit before Tax before Exceptional Items</b>	<b>285.5</b>	<b>255.0</b>	<b>12%</b>
<b>Profit before Tax Margin (%)</b>	<b>12.8%</b>	<b>14.9%</b>	<b>-209 bps</b>
Exceptional Items	-2.7	132.0	
<b>Profit before Tax</b>	<b>282.8</b>	<b>387.0</b>	<b>-27%</b>
<b>Profit before Tax Margin (%)</b>	<b>12.7%</b>	<b>22.6%</b>	<b>-992 bps</b>
Tax	23.4	13.2	
<b>Profit After Tax</b>	<b>259.4</b>	<b>373.8</b>	<b>-31%</b>
<b>PAT Margin (%)</b>	<b>11.6%</b>	<b>21.8%</b>	<b>-1020 bps</b>
<b>EPS (in Rs.)</b>	<b>5.12</b>	<b>7.42</b>	

**Notes:**

\*Includes Other Income

<sup>^</sup>FY26 Financials include Total Revenue of INR 604.4 crores, EBITDA of INR 94.5 crores, Net Profit of INR 3.3 crores due to consolidation of accounts after Snowman Logistics went from being an Associate Company to a Subsidiary from December, 24 2024.

<sup>#</sup>PBT and PAT includes Exceptional Items of Rs. 390.8 crore for Q3FY25 and Rs. -258.8 crore for Q4FY25. The fair value of assets acquired and liabilities assumed have been determined on a provisional basis and accounted for in accordance with Ind AS 103 - Business Combinations. Also, the Company has remeasured its previously held stake in its erstwhile Associate, Snowman at its acquisition-date fair value as per Ind AS 103 and fair valuation gain of Rs. 132.0 crore has been recognized as an exceptional item

Investor Presentation

## FY26 Profit & Loss Statement without Exceptional Item



Particulars (Rs. Crs)	FY26 <sup>^</sup>	FY25	Y-o-Y
<b>Revenue from Operations</b>	<b>2,211.8</b>	<b>1,680.55</b>	<b>32%</b>
Other Income	17.6	31.17	
<b>Total Income</b>	<b>2,229.4</b>	<b>1,711.7</b>	<b>30%</b>
Operating Expenses	1,429.4	1,077.2	33%
Employee Expenses	133.8	89.5	
Other Expenses	168.8	128.1	
<b>EBITDA</b>	<b>497.5</b>	<b>417.0</b>	<b>19%</b>
<b>EBITDA Margin (%)</b>	<b>22.3%</b>	<b>24.4%</b>	<b>-205 bps</b>
Depreciation	152.7	115.2	
<b>EBIT</b>	<b>344.8</b>	<b>301.8</b>	<b>14%</b>
Finance Cost	59.3	47.8	
Share of Profit/ (Loss) from Associate or JV	0.0	1.0	
<b>Profit before Tax before Exceptional Items</b>	<b>285.5</b>	<b>255.0</b>	<b>12%</b>
<b>Profit before Tax Margin (%)</b>	<b>12.8%</b>	<b>14.9%</b>	<b>-209 bps</b>
Exceptional Items	-2.7	0.0	
<b>Profit before Tax</b>	<b>282.8</b>	<b>255.0</b>	<b>11%</b>
<b>Profit before Tax Margin (%)</b>	<b>12.7%</b>	<b>14.9%</b>	<b>-221 bps</b>
Tax	23.4	13.2	
<b>Profit After Tax</b>	<b>259.4</b>	<b>241.8</b>	<b>7%</b>
<b>PAT Margin (%)</b>	<b>11.6%</b>	<b>14.1%</b>	<b>-249 bps</b>
<b>EPS (in Rs.)</b>	<b>5.12</b>	<b>7.42</b>	

**Notes:**

\*Includes Other Income

<sup>^</sup>FY26 Financials include Total Revenue of INR 604.4 crores, EBITDA of INR 94.5 crores, Net Profit of INR 3.3 crores due to consolidation of accounts after Snowman Logistics went from being an Associate Company to a Subsidiary from December, 24 2024.

<sup>#</sup>PBT and PAT includes Exceptional Items of Rs. 390.8 crore for Q3FY25 and Rs. -258.8 crore for Q4FY25. The fair value of assets acquired and liabilities assumed have been determined on a provisional basis and accounted for in accordance with Ind AS 103 - Business Combinations. Also, the Company has remeasured its previously held stake in its erstwhile Associate, Snowman at its acquisition-date fair value as per Ind AS 103 and fair valuation gain of Rs. 132.0 crore has been recognized as an exceptional item

Investor Presentation

# Balance Sheet

ASSETS (Rs. Crs)	31-Mar-26	31-Mar-25	EQUITY AND LIABILITIES (Rs. Crs)	31-Mar-26	31-Mar-25
<b>NON-CURRENT ASSETS</b>	<b>3,071.4</b>	<b>3,025.5</b>	<b>EQUITY</b>	<b>2,546.2</b>	<b>2,453.2</b>
Property, Plant and Equipment	1,847.5	1,808.7	Equity Share capital	499.6	499.6
Capital Work In-Progress	29.2	62.5	Other equity	1,793.1	1,703.9
Right to use assets	304.4	305.7	Non-Controlling Interests	253.5	249.7
Intangible Assets	509.9	513.1	<b>NON-CURRENT LIABILITIES</b>	<b>556.5</b>	<b>609.8</b>
Financial Assets			Financial Liabilities		
Other	61.1	59.2	Borrowings	212.6	264.7
Deferred Tax Assets (net)	259.8	228.8	Lease Liability	308.4	313.3
Income tax assets (net)	23.6	20.2	Provisions	15.8	12.3
Non-Current Assets	36.4	27.3	Deferred tax liabilities (Net)	19.8	19.4
<b>CURRENT ASSETS</b>	<b>437.8</b>	<b>418.7</b>	<b>CURRENT LIABILITIES</b>	<b>419.2</b>	<b>394.0</b>
Inventories	13.2	15.0	Contract Liabilities	19.5	10.8
Contract Assets	4.9	6.0	Financial Liabilities		
Financial Assets			Borrowings	79.5	105.9
Investments	97.0	79.0	Trade Payables	195.6	170.9
Trade receivables	265.6	273.8	Lease Liability	45.4	36.3
Cash and cash equivalents	18.9	13.6	Other Financial Liabilities	50.8	45.4
Bank balances other than Cash	2.4	2.4	Other Current Liabilities	22.2	16.4
Other Financial Assets	4.4	1.0	Provisions	5.8	5.8
Other Current Assets	30.8	27.9	Income Tax Liability (net)	0.5	2.5
Asset classified as held for sale	12.8	12.8	<b>TOTAL EQUITY &amp; LIABILITIES</b>	<b>3,521.9</b>	<b>3,456.9</b>
<b>TOTAL ASSETS</b>	<b>3,521.9</b>	<b>3,456.9</b>			

**Note:** Freehold land, originally acquired at Rs. 209.2 crore, was revalued to Rs. 764.6 crore in March 2019 in connection with GDL's acquisition of Blackstone's stake in the rail business. The revalued amount includes land improvements across all freehold ICD land held by the Company and has not been revalued subsequently.

This presentation and the accompanying slides (the “Presentation”), which have been prepared by **Gateway Distriparks Limited, and/or its group companies including Gateway Distriparks (Kerala) Ltd, Snowman Logistics Limited and Kashipur Infrastructure And Freight Terminal Private Limited** (collectively the “Company”), have been prepared solely for information purposes and do not constitute any offer, recommendation or invitation to purchase or subscribe for any securities, and shall not form the basis or be relied on in connection with any contract or binding commitment what so ever. No offering of securities of the Company will be made except by means of a statutory offering document containing detailed information about the Company.

This Presentation has been prepared by the Company based on information and data which the Company considers reliable, but the Company makes no representation or warranty, express or implied, whatsoever, and no reliance shall be placed on, the truth, accuracy, completeness, fairness and reasonableness of the contents of this Presentation. This Presentation may not be all inclusive and may not contain all of the information that you may consider material. Any liability in respect of the contents of, or any omission from, this Presentation is expressly excluded

Certain matters discussed in this Presentation may contain statements regarding the Company’s market opportunity and business prospects that are individually and collectively forward-looking statements. Such forward-looking statements are not guarantees of future performance and are subject to known and unknown risks, uncertainties and assumptions that are difficult to predict. These risks and uncertainties include, but are not limited to, the performance of the Indian economy and of the economies of various international markets, the performance of the industry in India and world-wide, competition, the company’s ability to successfully implement its strategy, the Company’s future levels of growth and expansion, technological implementation, changes and advancements, changes in revenue, income or cash flows, the Company’s market preferences and its exposure to market risks, as well as other risks. The Company’s actual results, levels of activity, performance or achievements could differ materially and adversely from results expressed in or implied by this Presentation. The Company assumes no obligation to update any forward-looking information contained in this Presentation. Any forward-looking statements and projections made by third parties included in this Presentation are not adopted by the Company and the Company is not responsible for such third party statements and projections.



**Thank You**

For further information,  
please contact

**Company :**

**Gateway Distriparks Limited**

CIN - L60231MH2005PLC344764

[www.gatewaydistriparks.com](http://www.gatewaydistriparks.com)

**SGA Strategic Growth Advisors**

**Investor Relations Advisors :**

**Strategic Growth Advisors Pvt. Ltd.**

CIN - U74140MH2010PTC204285

Mr. Parin Narichania / Ms. Drashti Shah

[parin.n@sgapl.net](mailto:parin.n@sgapl.net) / [drashti.shah@sgapl.net](mailto:drashti.shah@sgapl.net)

+91 9930025733 / +91 8767224443

[www.sgapl.net](http://www.sgapl.net)