

YH/SE/82/2025-26
February 05, 2026

The Listing Department
National Stock Exchange of India Limited
Exchange Plaza, 5th Floor, Plot No. C/1
G Block, Bandra-Kurla Complex, Bandra (E)
Mumbai - 400 051, India

Symbol: YATHARTH
ISIN: INE0JO301016

Dept. of Listing Operations
BSE Limited,
Phiroze Jeejeebhoy Towers,
Dalal Street,
Mumbai - 400001, India

Scrip Code: 543950
ISIN: INE0JO301016

Subject: Investor's Presentation- Q3 FY26 Results

Dear Sir/Madam,

Pursuant to Regulation 30 of Securities and Exchange Board of India (Listing Obligations and Disclosure Requirements) Regulations, 2015, please find enclosed herewith the Investor's Presentation on financial results of the Company for the Q3 FY26.

The above presentation will also be made available on website of the Company at <https://www.yatharthhospitals.com/investors>

This is for your kind information and records.

Thanking You

Yours Faithfully,
For **Yatharth Hospital & Trauma Care Services Limited**

**RITESH
MISHRA**

Digitally signed by
RITESH MISHRA
Date: 2026.02.05
16:18:09 +05'30'

Ritesh Mishra
Company Secretary & Compliance Officer
M. No. A51166

Encl.: A/a

Registered Office

JA-108, DLF Tower A, Jasola District Centre, New Delhi-110025
Tel: 011-49967892

Corporate Office

Sovereign Capital Gate, FC-12, Sec-16A, Noida-201301
Tel: 0120-6811236 | Email: cs@yatharthhospitals.com
Web: www.yatharthhospitals.com

Our Hospitals

- 📍 Sector Omega-01, Greater Noida, Uttar Pradesh-201308
- 📍 Sector-01, Greater Noida West, Uttar Pradesh-201306
- 📍 Sector-110, Noida, Uttar Pradesh-201304
- 📍 Jhansi Mauranipur Highway, Orchha, Madhya Pradesh-472246
- 📍 Sector-88, Faridabad, Haryana-121002
- 📍 4C Institutional Area, North Extension, Model Town 3, New Delhi-110009
- 📍 Plot No. 9 & 9A, Sector 20B, Faridabad, Haryana-121001



Q3 & 9M FY26
Earnings Presentation
February 5, 2026

Disclaimer



Certain matters discussed in this presentation may contain statements regarding the company's market opportunity and business prospects that are individually and collectively forward-looking statements. Such forward-looking statements does not guarantee future performance and are subject to known and unknown risks, uncertainties and assumptions that are difficult to predict. These risks and uncertainties include, but are not limited to, the performance of the economy, industry, competition, the company's ability to successfully implement its strategy, technological implementation, changes and advancements, the company's market preferences and its exposure to market risks, as well as other risks. The company's actual results, levels of activity, performance or achievements could differ materially and adversely from results expressed in or implied by this presentation. The company assumes no obligation to update any forward-looking information contained in this presentation. Any forward-looking statements and projections made by third parties included in this presentation are not adopted by the company and the company is not responsible for such third-party statements and projections. You are cautioned not to place undue reliance on these forward-looking statements, which are based on the current view of the management of the Company on future events.

**YATHARTH
HOSPITAL**

Q3 & 9M FY26 Highlights



Financial Snapshot for Q3 FY26



Revenue

Rs. 3,205 mn

+46% YoY



EBITDA

Rs. 742 mn

+35% YoY



EBITDA Margin

23.2%



PAT

Rs. 431 mn

+41% YoY



Bed Capacity²

2,550+ beds



Occupancy³

67%

+11% YoY



ARPOB

Rs. 33,744

+10% YoY



ALOS

4.32

Adjusted for initial ramp up losses of New Delhi and Faridabad Sec-20, Group's **Adjusted EBITDA Margin stood robust at 29.2%**, led by operating leverage, mix improvement and positive impact of price revisions in government business

1. Adjusted EBITDA Margin excluding the impact of New Delhi and Faridabad Sec-20 hospitals
2. 2,305 beds, excluding Agra hospital (250 beds), which is integrated w.e.f. Feb 1, 2026
3. Occupancy has been computed on actual days of operations for newly opened hospitals

Growth in Action, with ramp up of Delhi and Faridabad Hospital



📍 Sec-20, Faridabad



Commenced
Sep-25



Bed Capacity
400 Beds

- ❖ Acquisition of Sec-20 Faridabad hospital coupled with the earlier acquisition of Greater Faridabad hospital, positions Yatharth Hospitals as one of the **largest hospitals** in the **Faridabad region**

Latest Monthly Revenue Rate

Rs. 7-8 crore, within 3 months of operations

From 100% Cash & TPA and 0% Government Business

Latest ARPOB

Rs. 36k

Model Town, New Delhi 📍



Commenced
July-25



Bed Capacity
300 Beds



- ❖ Catering to a **large catchment of residential and institutional client** base in the region. Model Town hospital **strengthens Yatharth Hospitals presence** in the attractive market of Delhi

Latest Monthly Revenue Rate

Rs. 5 crore+, within 4 months of operations

From 100% Cash & TPA and 0% Government Business

Latest ARPOB

Rs. 40k

Within first full quarter of operations, Faridabad Sec-20 and New Delhi generated **Rs. 279 mn revenue**, contributing **9%** to Group's revenues

Successful Integration of Agra Hospital w.e.f. February 2026



Well Established **Multi-Speciality Hospital**



Built across **~1,65,000** sq. ft.



Bed Capacity **250 Beds**



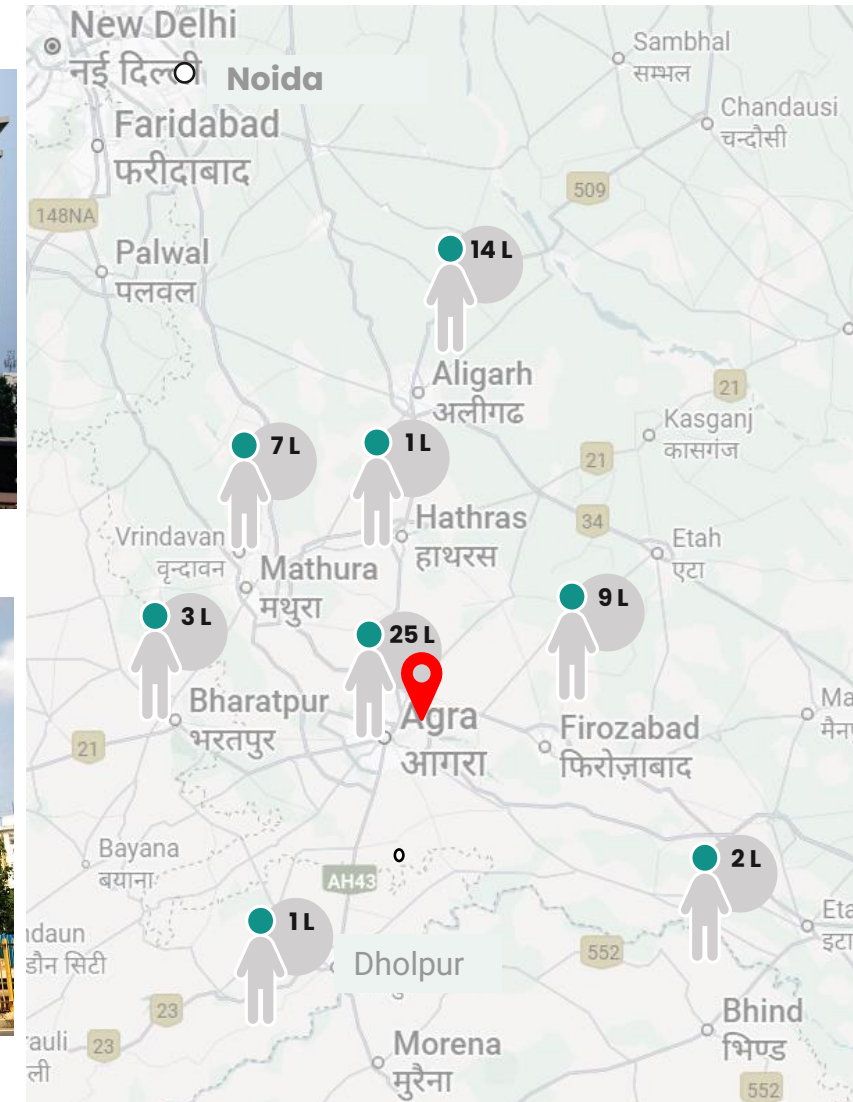
100% stake acquired at **Rs. 260 Cr**



Integrated w.e.f. **Feb 1, 2026**

To contribute meaningfully to both Revenue and EBITDA from Day 1 of integration

- ❖ Located in **Agra**, Uttar Pradesh, on **NH-19**, serving nearby catchment areas with underpenetrated quality medical infrastructure
- ❖ Proximity to **Yamuna Expressway connecting Gr. Noida with Agra**, would serve as a feeder to the Group's hospitals for Oncology and Organ Transplants



Estimated Population In Lakhs

Strengthening Governance: Inspiring Trust for Our Stakeholders



 Appointment of MSKA & Associates as statutory auditors (a member firm of BDO International)

MSKA & Associates
Chartered Accountants

127%

Shareholder Return
since listing

 Appointment of Mr. Ramesh Krishnan as Independent Director, a seasoned healthcare leader with 30+ yrs of experience.



 Induction of Deloitte as an Internal Auditor to strengthen governance mechanisms

Deloitte.

MSCI 

Constituent of the MSCI India
Small Cap Index, effective
from Aug 26, 2025

 Institutionalisation – addition of Management Bandwidth, along with existing Group CEO & Group CFO



Nitin Gupta
Group COO &
President -
Finance



Ashutosh Kumar Jha
Group Chief, Strategy,
M&A and IR

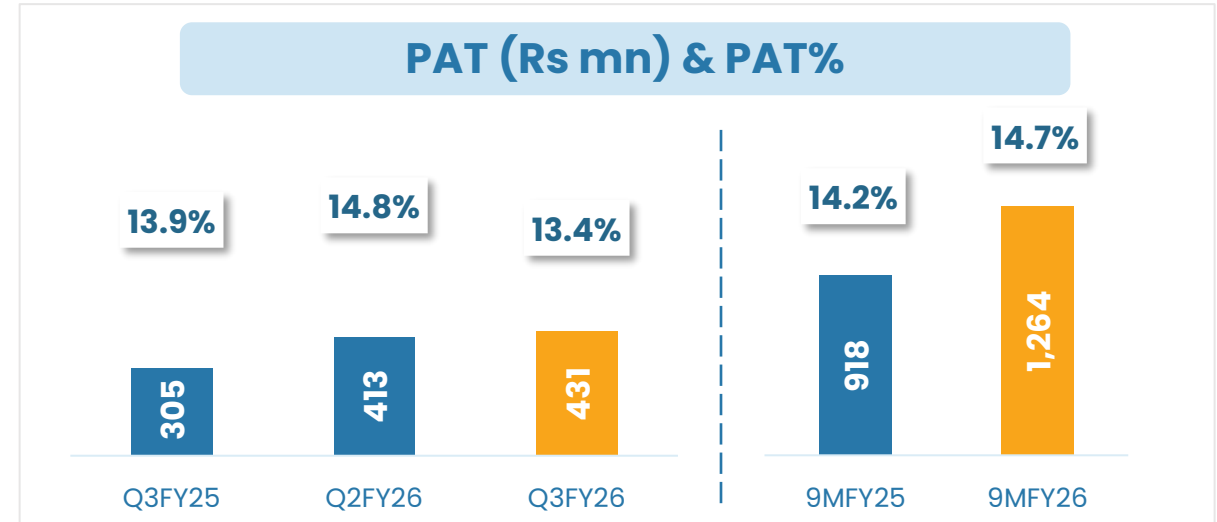
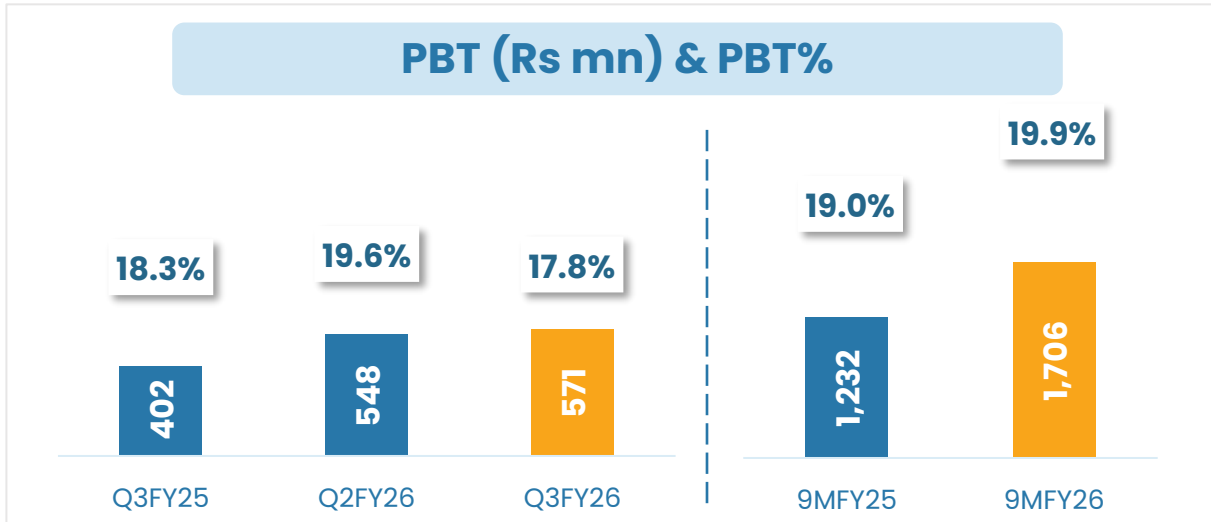
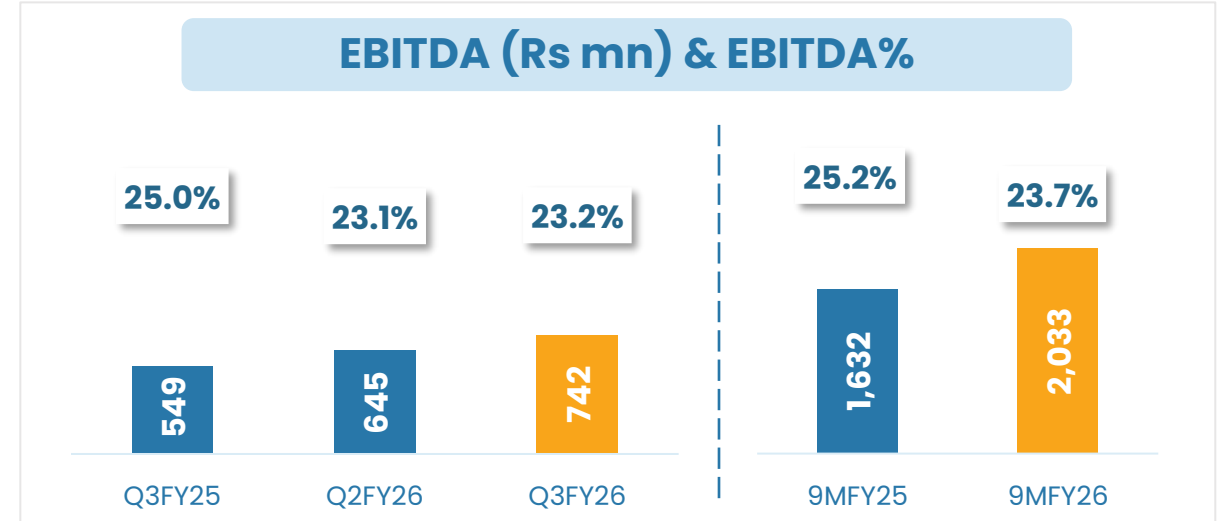
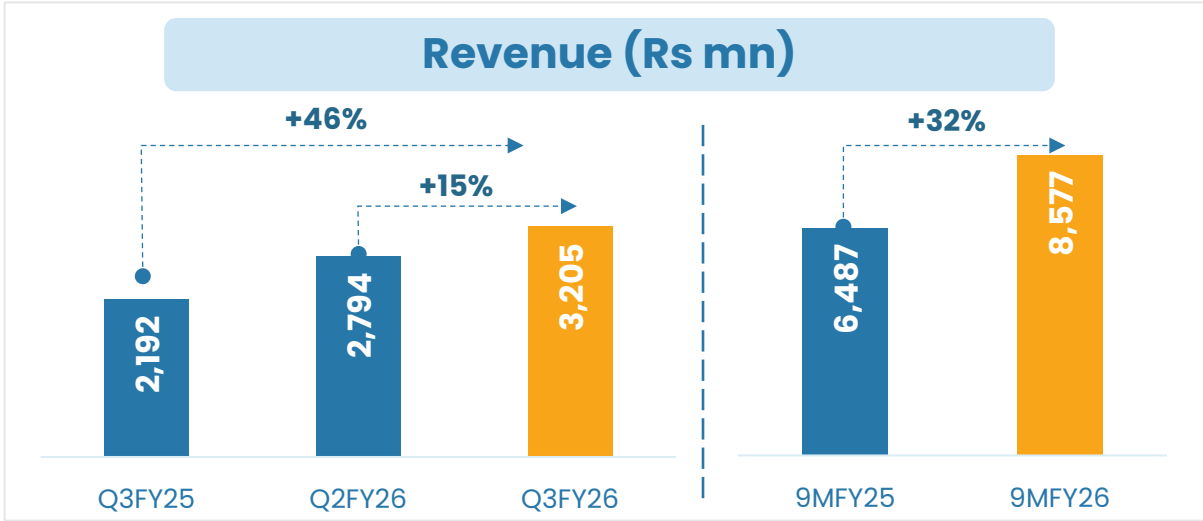


Sonu Goyal
Group Finance
Controller

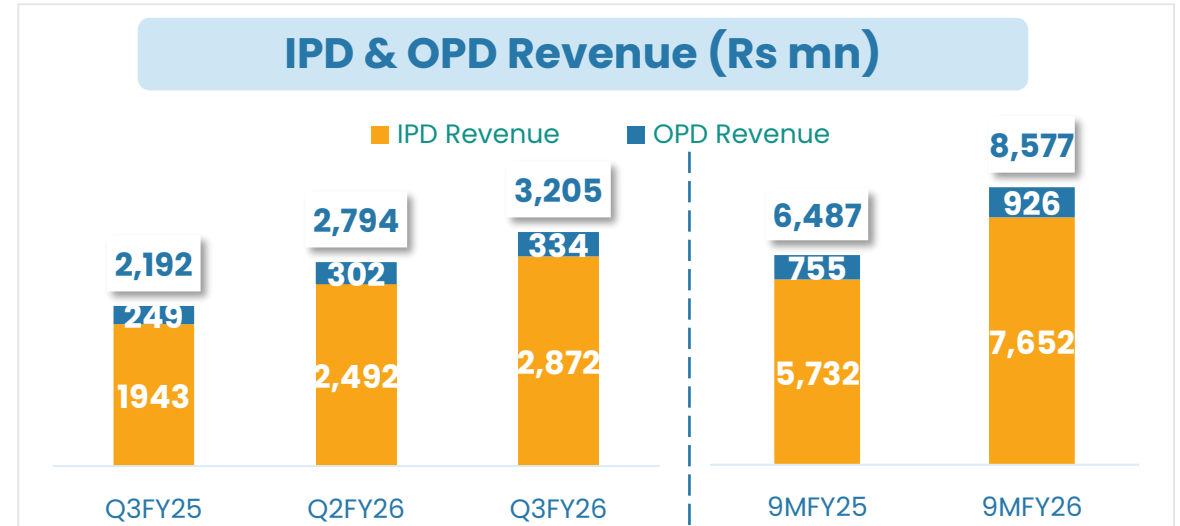

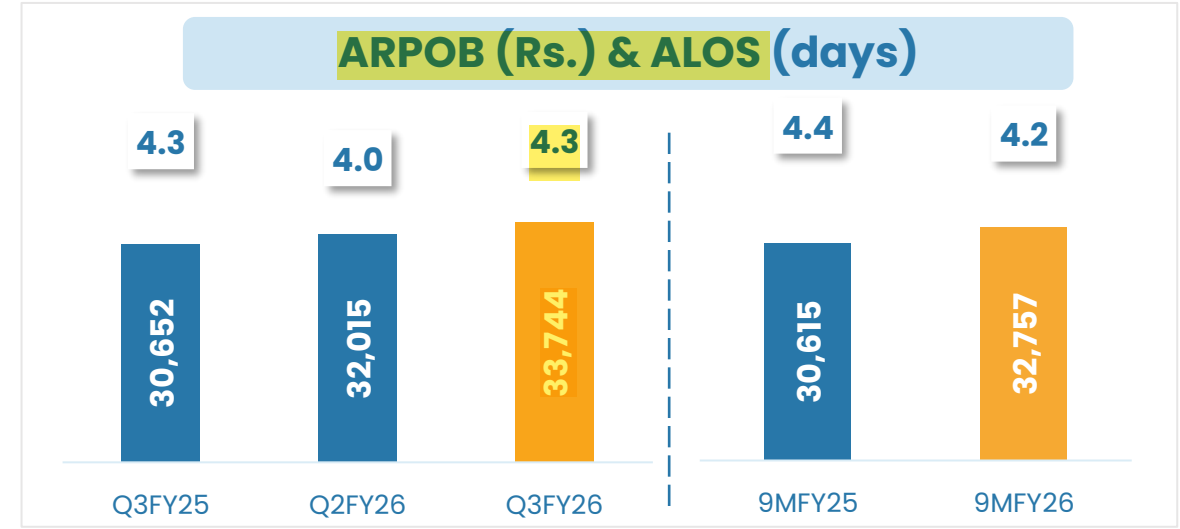
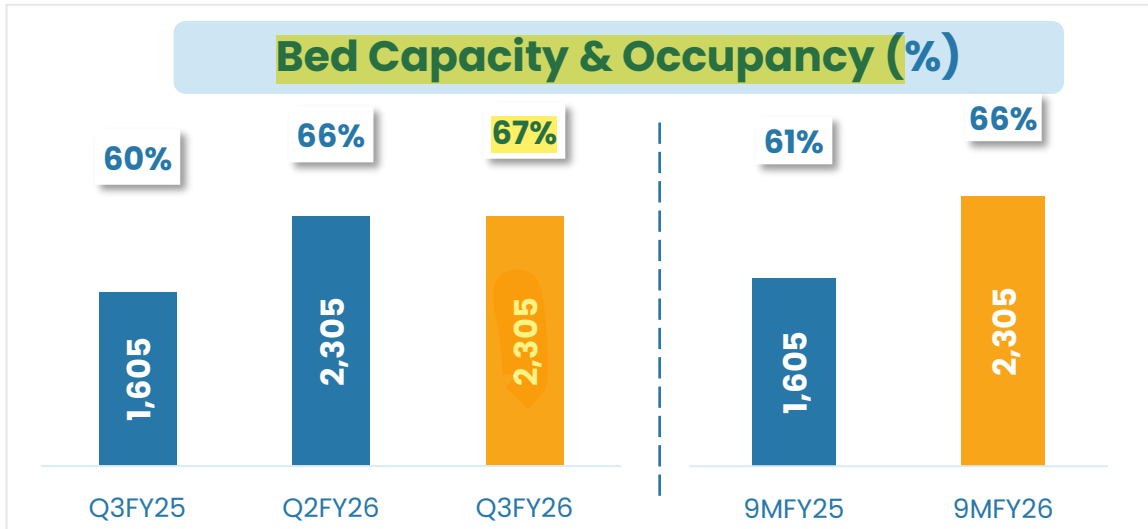
A/Stable

CRISIL Rating

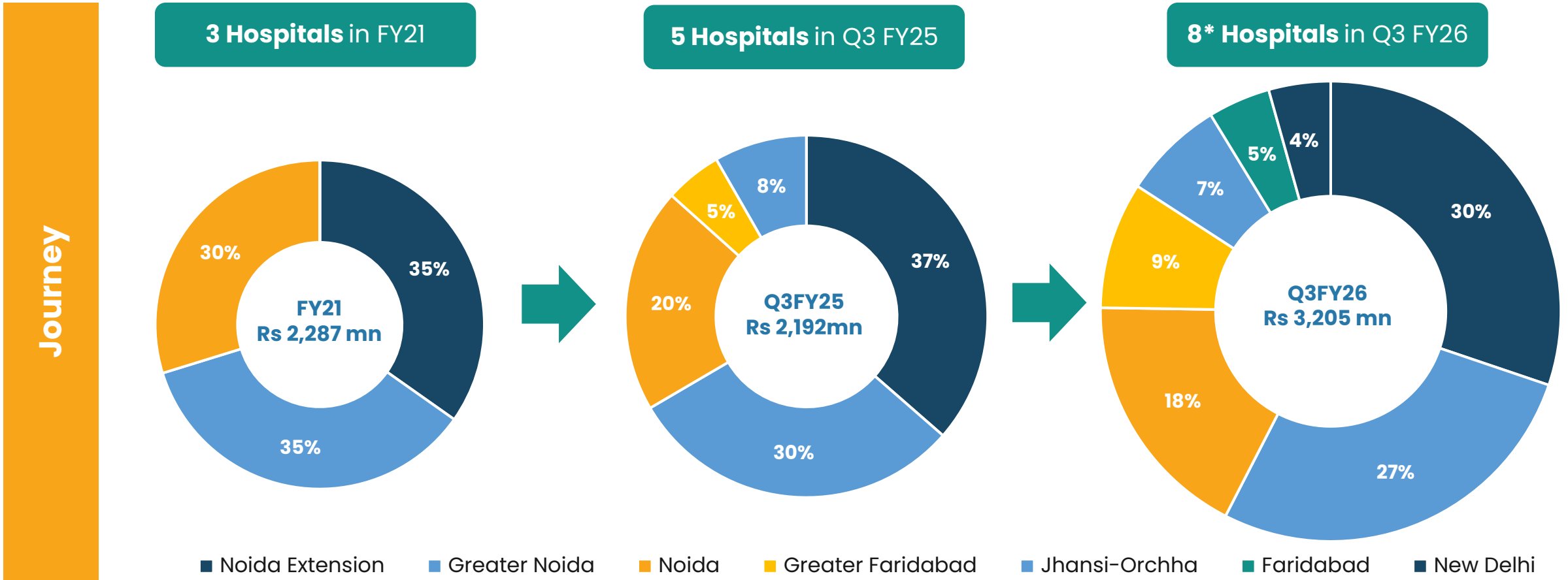
Financial Performance: Strongest-ever Quarter



Operational Performance: Improvement across Clinical Parameters



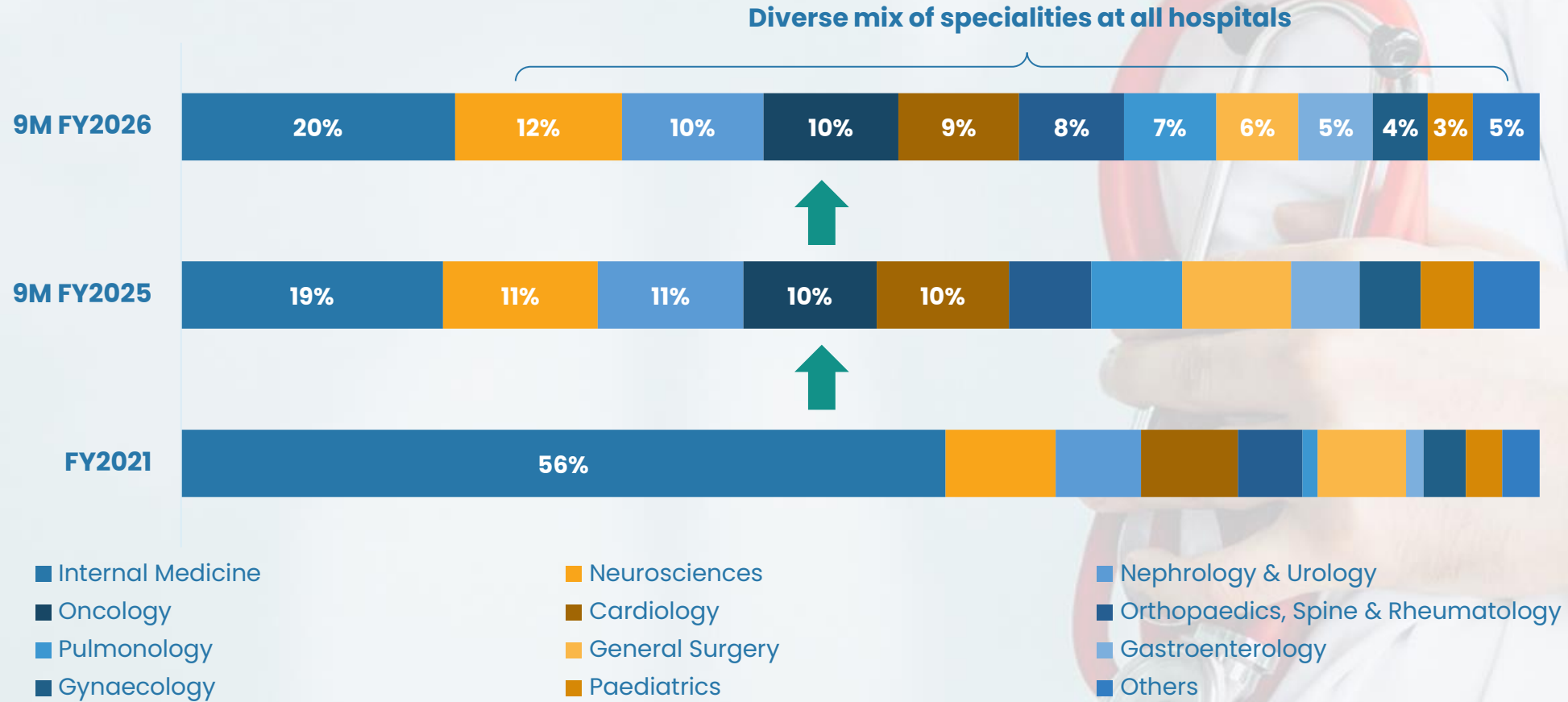
Diversifying Revenue across Hospitals



- **New hospitals continued to drive growth momentum, with New Delhi and Faridabad Sec-20 contributing Rs. 279 mn – 9% of the Group’s revenues—within their first full quarter of operations**
- **Existing hospitals¹ also sustained strong performance, delivering a robust 33% YoY revenue growth**

Note: Mature Hospitals comprises of Noida, Greater Noida and Noida Extension, while all other Hospitals are classified as New Hospitals
 1. Existing Hospitals are Noida, Greater Noida, Noida Extension, Jhansi-Orchha and Greater Faridabad
 *Including Agra hospital, which has been integrated w.e.f. Feb 1, 2026

Expanding High Value Specialities across Hospitals



Noida Extension recording its highest-ever ARPOB at Rs. 44k (+16% YoY). New hospitals demonstrated a strong ARPOB—New Delhi at Rs. 40k, Faridabad Sec-20 at Rs. 36k, and Greater Faridabad at Rs. 34k—reflecting focus on driving high-value case & payer mix

Profit & Loss Summary



Particulars (Rs mn)	Q3FY26	Q3FY25	Change YoY	Q2FY26	Change QoQ	9MFY26	9MFY25	Change YoY
Revenue from Operations	3,205	2,192	46%	2,794	15%	8,577	6,487	32%
Medical Consumables & Pharmacy	625	421	48%	564	11%	1,724	1,320	31%
Employee Expenses	635	426	49%	538	18%	1,655	1,187	39%
Other Expenses	1,202	796	51%	1,047	15%	3,165	2,348	35%
EBITDA	742	549	35%	645	15%	2,033	1,632	25%
EBITDA Margin %	23.2%	25.1%	(189) Bps	23.1%	8 Bps	23.7%	25.2%	(146) Bps
Depreciation and amortisation	240	169	42%	189	27%	578	443	30%
Financial Cost	10	21	(51%)	3	296%	15	65	(78%)
Other Income	78	42	86%	95	(18%)	266	108	146%
Profit Before Tax (PBT)	571	402	42%	548	4%	1,706	1,232	38%
Tax	140	97	45%	136	3%	442	314	41%
Profit After Tax (PAT)	431	305	41%	413	4.4%	1,264	918	38%
PAT Margin %	13.4%	13.9%	(47) Bps	14.8%	(132) Bps	14.7%	14.2%	58 Bps

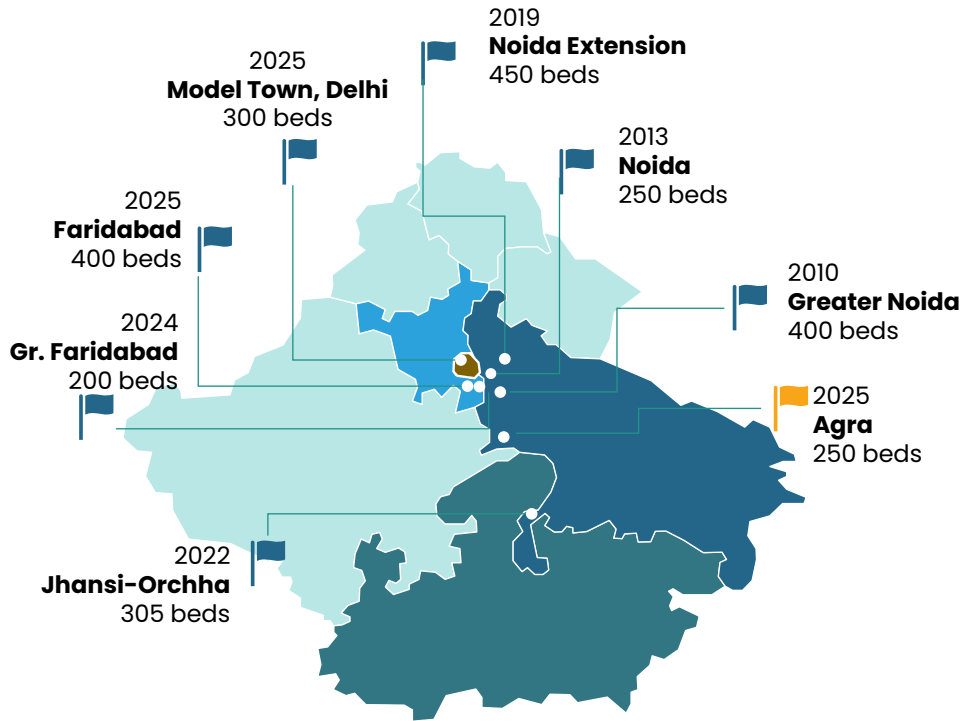


At a Glance

Leading Group of Super Speciality Hospitals in North India



One-stop destination for patient needs providing comprehensive quaternary healthcare services



2,550+
Bed Capacity

Rs. 32,757
ARPOB

66%
Occupancy

Revenue
+40%
4Y CAGR

EBITDA
+35%
4Y CAGR

PAT
+61%
4Y CAGR

Integrated w.e.f. Feb-26



Noida Extension facility accredited by JCI



All our facilities are NABH accredited



NABL accredited for our leading hospitals

*Including upcoming hospital in Agra; 4Y CAGR represents FY21-FY25 CAGR
Operational metrics as on 9M FY26

Our Growth Journey



Incorporation
of the
company

2008



Commencement of
250 bedded hospital in
Noida

2010



Established **our first**
hospital in **Greater**
Noida

2013



Expansion of
the Greater Noida
hospital to **400 beds**

2018



Established the **450**
bedded hospital in **Noida**
Extension

2019



Acquisition of **Jhansi Orchha**
hospital adding **305 beds**

2022



Listing on NSE &
BSE

2023



Acquired hospital in
Agra, adding 250
beds

2024



Acquired three hospitals –
Gr. Faridabad (200 beds), **Delhi** (300 beds)
& **Faridabad** (400 beds);
Noida Ext. received **JCI accreditation**

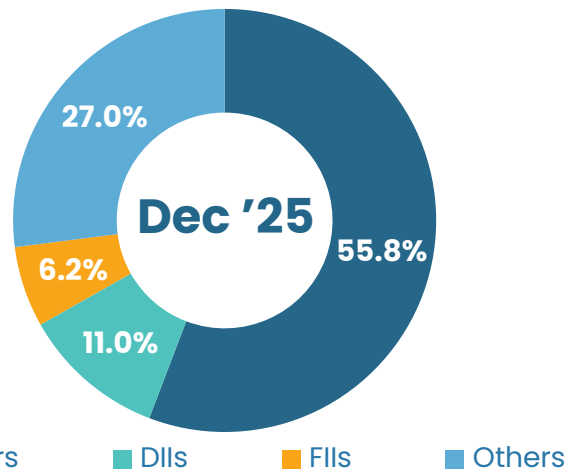
2025



Backed by Marquee Investors, Focused on Shareholder Value Growth



Stock Data



Key Investors	
Kotak Mahindra Mutual Fund	Jupiter India
Bandhan Mutual Fund	Marval Capital
Motilal Oswal Mutual Fund	Blackrock
Groww Mutual Fund	State Street Corp
Canara HSBC Life Insurance	Millingtonia Capital
Universal Sompo General Insurance	Abu Dhabi Investment Authority
Carnelian Capital	Param Capital (Mukul Agarwal)
Guardian Capital	Kedia Securities (Vijay Kedia)



Constituent of the MSCI India Small Cap Index, effective from Aug 26, 2025

MSKA & Associates
Chartered Accountants

Statutory Auditor: MSKA
(Member of BDO International)

Deloitte.

Internal Auditor: Deloitte

One of the Fastest Expanding Hospital Networks



Mature



Greater Noida

2010 Incorporated
400 Beds; 112 ICU Beds
(expandable to 600 beds)



Noida

2013 Incorporated
250 Beds; 81 ICU Beds



Noida Extension

2019 Incorporated
450 Beds; 125 ICU Beds
(expandable to 700 beds)



Jhansi – Orchha

2022 Acquisition
305 Beds; 76 ICU Beds



Greater Faridabad

2024 Acquisition
200 Beds; 72 ICU Beds



New Delhi

2025 Commencement
300 Beds; 74 ICU Beds



Faridabad

2025 Commencement
400 Beds; 75 ICU Beds



Agra

2025 Acquisition
250 Beds; 56 ICU Beds



New

Clinical Excellence Backed by Cutting-Edge Infrastructure



DaVinci Robotic Systems



Minimally invasive precision cancer, urological, gastrointestinal, cardiothoracic, gynaecological surgeries and kidney transplants

LINAC Machine



Advanced radiotherapy procedure for safe and precise cancer treatment

Joint Replacement Robots



Precise Joint Replacement – Total knee, total hip and partial knee replacement

Imaging Department



State-of-the-art equipments – MRI, CT scan, mammography, bone densitometer, ECHO, 4D ultrasound, digital X-ray, TMT, EEG, EMG, Denta-scan, Denta-scan, RVG, and OPG

PET CT Machine



Latest generation with Respiratory gated 4D

Cath Lab



Wide detector & tilt table for cardiovascular & neuro-Interventional procedures, advanced 3D imaging & CT-like clarity

Complex Procedures	Presence in Hospitals	No. of Procedures performed till date
Organ Transplants	Noida Ext. & Gr. Noida	230+
Robotic Surgeries	All Hospitals (excl. Noida & Jhansi-Orchha)	950+
Radiation Oncology	Noida Ext	2,900+
Cardiac Procedures	All Hospitals	9,600+
Neuro Surgeries	All Hospitals	6,800+
Orthopaedic Surgeries	All Hospitals	20,300+

DNB program to attract medical talent

19
Specialities

74
Resident Doctors



Noida
Noida Ext
Gr. Noida

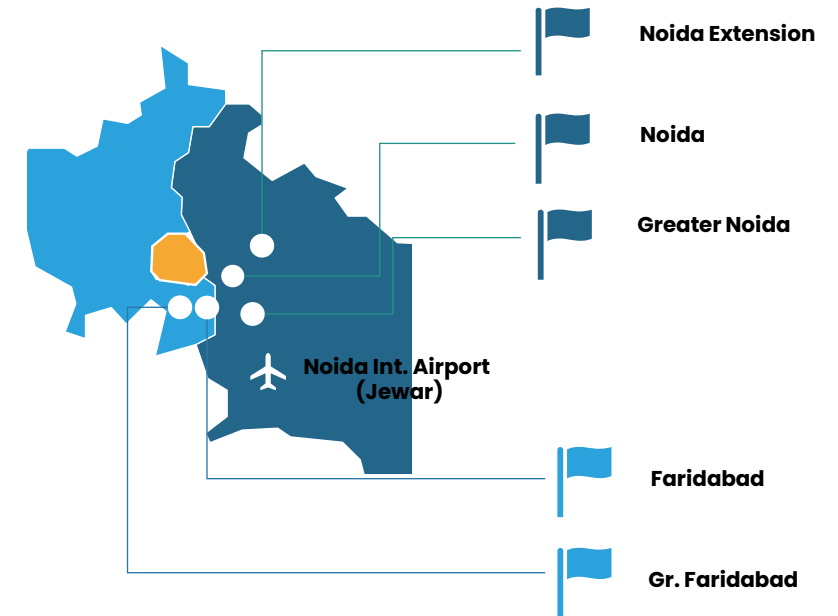
Strategically Positioned to Capture Medical Value Travel Opportunities



Market Development & Brand Building

- ❖ Cardiac partnership in Ethiopia with Children's Heart Fund and Black Lion Hospital; IVF CME and patient screening conducted in Mauritius
- ❖ Engagements with government officials, private hospitals and doctors across Uzbekistan, Tajikistan, Nigeria, Afghanistan and Turkmenistan
- ❖ Establishment of representative office at Tashkent & Baghdad as an MVT hub for CIS market
- ❖ Expansion into Cameroon through institutional and private tie-ups
- ❖ International outreach with OPD operations in Mauritius, Nigeria, and Turkmenistan
- ❖ Conducted Super Speciality and Healthcare partner engagement events to strengthen ties across Africa and Iraq

Our Proximity to Jewar Airport to Spur Medical Value Travel




Upcoming

- ❖ Yatharth Information Centres to launch in Tajikistan, Mauritius, Tanzania and Kenya



Continuous engagement with govt. agencies & leading foreign hospitals
Established information centres, strategic tie-ups & MVT hubs across priority markets

Core Strategies Driving Growth with Clinical Excellence



Capacity Addition

Track record of successful greenfield and brownfield expansion, with an announced capacity of ~3,000 beds



Optimising Existing Infrastructure

Enhancing occupancy across our hospitals



Strengthening Clinical Infrastructure

Investing in advanced technologies and clinical talent to drive high-end specialities



Medical Value Travel

Building global patient inflow aided by commencement of Jewar Airport

A photograph of a hospital ward. In the foreground, several hospital beds with white frames and blue accents are visible, each with a white sheet. In the middle ground, a long wooden reception desk is staffed by two people in light green scrubs. Behind the desk, there are computer monitors and a television. The ward is brightly lit with recessed ceiling lights. In the background, more beds and medical equipment are visible, separated by beige curtains. A large blue graphic element is on the right side of the image.

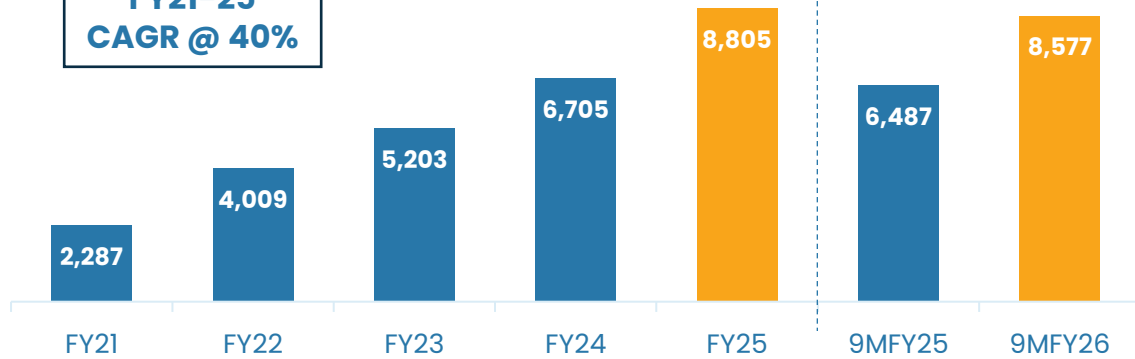
Annexures

Proven Record of Consistent Financial Performance

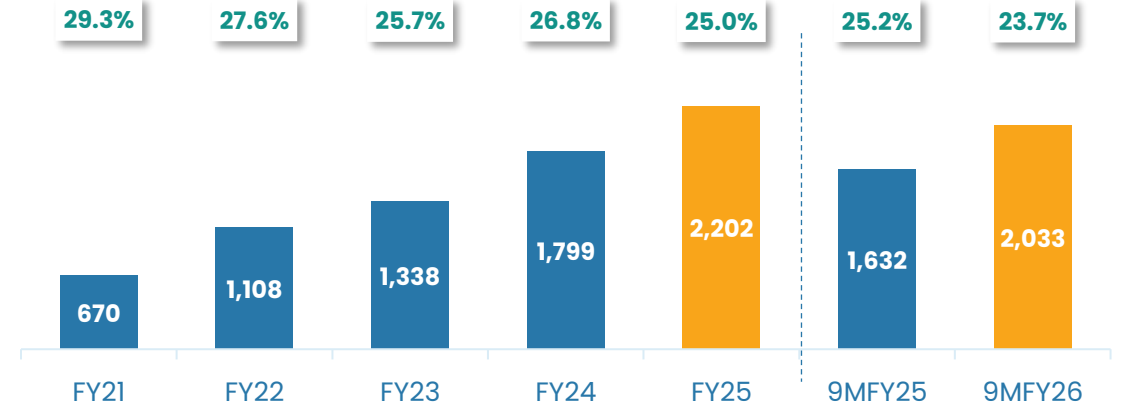


Revenue (Rs mn)

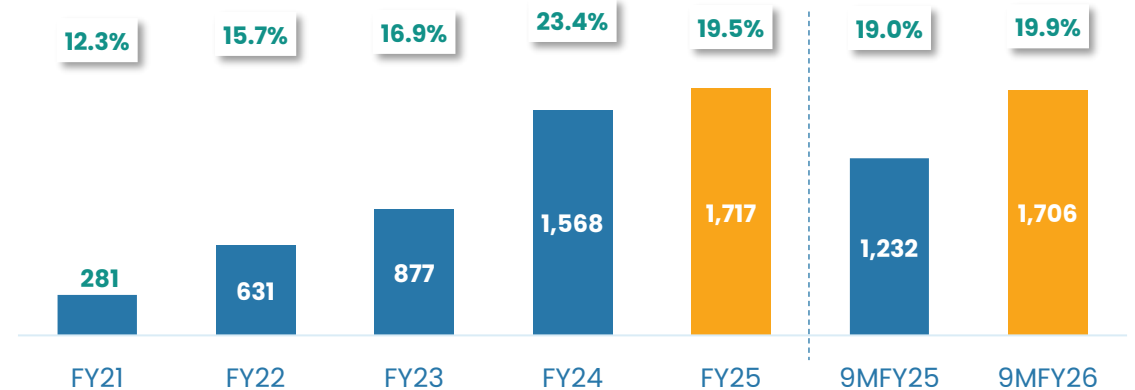
FY21-25
CAGR @ 40%



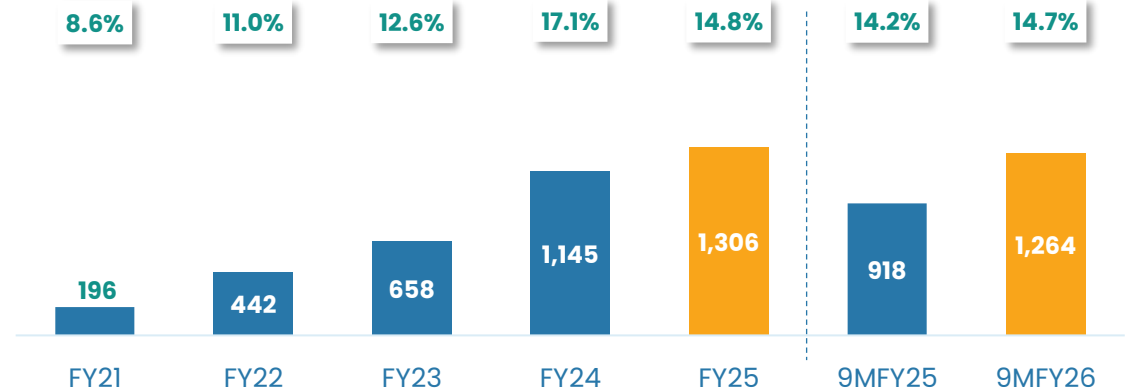
EBITDA (Rs mn) & EBITDA%



PBT (Rs mn) & PBT%



PAT (Rs mn) & PAT%

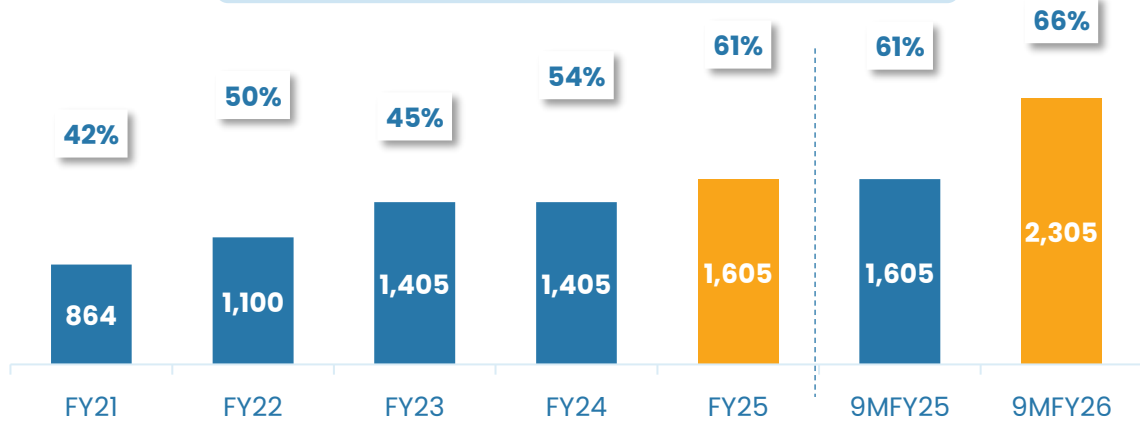


Note: Group's profitability margin drag is on account of losses from ramp up of newer hospitals and addition of Super Speciality Centres of Excellence

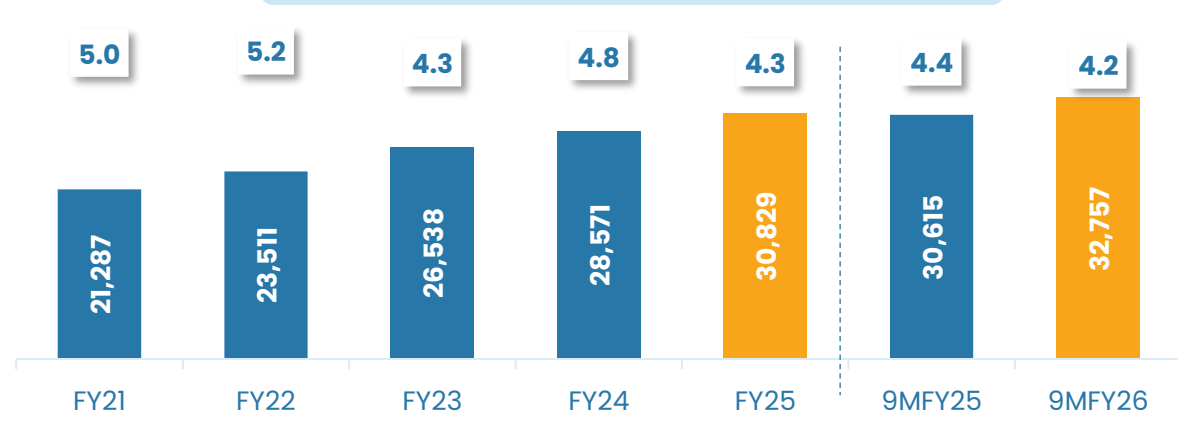
Consistent Performance across Operational Parameters



Bed Capacity & Occupancy (%)

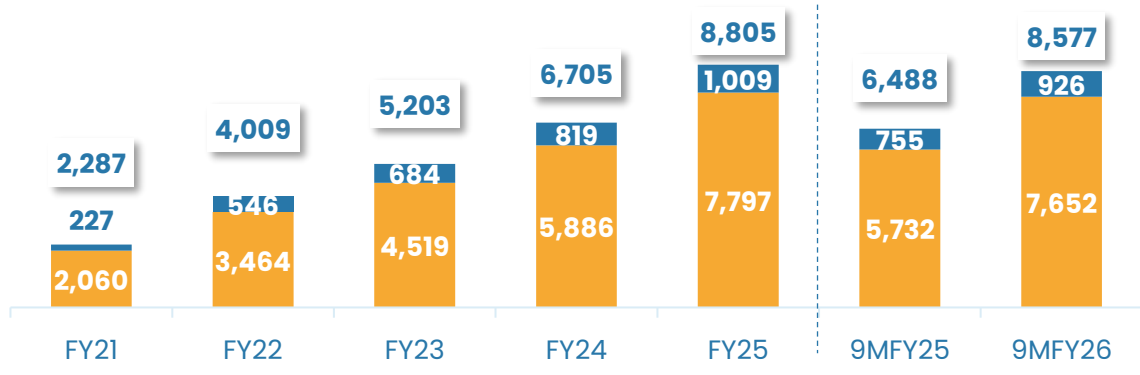


ARPOB (Rs.) & ALOS (days)



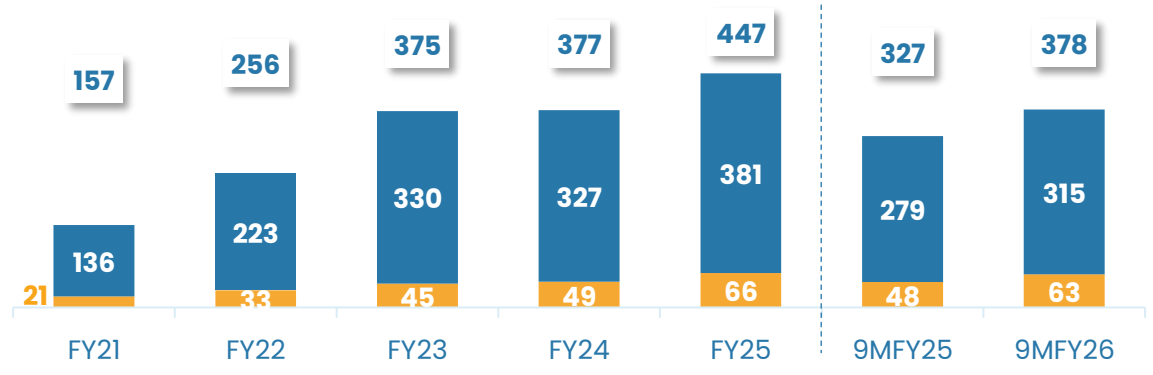
IPD/OPD Revenue (Rs mn)

■ IPD Revenue ■ OPD Revenue



IPD/OPD Volume ('000s)

■ IPD Volume ■ OPD Volume



Thank You



Yatharth Hospital & Trauma Care Services Ltd

Investor Relations Contact

Mr. Ashutosh Kumar Jha, Group Chief – Strategy, M&A and IR

investor.relations@yatharthhospitals.com

CIN: L85110DL2008PLC174706

www.yatharthhospitals.com