

CONCORD BIOTECH LIMITED

B-1601-1602, B-wing Mondeval Heights, Iskcon Cross Road, S. G. Highway, Ahmedabad-380015, Gujarat.

Phone : +91-79-68138700 Fax : +91-79-68138725 CIN No.: L24230GJ1984PLC007440

Email ID: complianceofficer@concordbiotech.com

August 10, 2025

To The Manager, Listing Department National Stock Exchange of India Ltd. Plot No. C/1 G Block, Bandra-Kurla Complex, Bandra (East), Mumbai -400 051 Symbol: CONCORDBIO	To General Manager, Listing Department BSE Limited Phiroze Jeejabhoy Towers, Dalal Street, Mumbai – 400 001 Scrip Code: 543960
---	---

Dear Sir/Ma'am,

Sub.: Investor's Presentation for the First Quarter ended on June 30, 2025

Pursuant to Regulation 30 of Schedule III Part A of SEBI (Listing Obligations and Disclosure Requirements) Regulations, 2015," INVESTOR'S PRESENTATION" on Financial Results for the First Quarter ended on June 30, 2025 is enclosed.

Kindly take the above on records.

Thanking you,

For Concord Biotech Limited

Ms. Hina Patel
Company Secretary and Compliance Officer
(ACS:56541)

Encl: As above



CONCORD BIOTECH

Concord Biotech Limited

Investor Presentation – August 2025

Safe Harbor

This presentation and the accompanying slides (the “Presentation”), which have been prepared by **Concord Biotech Limited** (the “Company”), have been prepared solely for information purposes and do not constitute any offer, recommendation or invitation to purchase or subscribe for any securities, and shall not form the basis or be relied on in connection with any contract or binding commitment whatsoever. No offering of securities of the Company will be made except by means of a statutory offering document containing detailed information about the Company.

This Presentation has been prepared by the Company based on information and data which the Company considers reliable, but the Company makes no representation or warranty, express or implied, whatsoever, and no reliance shall be placed on, the truth, accuracy, completeness, fairness and reasonableness of the contents of this Presentation. This Presentation may not be all inclusive and may not contain all of the information that you may consider material. Any liability in respect of the contents of, or any omission from, this Presentation is expressly excluded.

Certain matters discussed in this Presentation may contain statements regarding the Company’s market opportunity and business prospects that are individually and collectively forward-looking statements. Such forward-looking statements are not guarantees of future performance and are subject to known and unknown risks, uncertainties and assumptions that are difficult to predict. These risks and uncertainties include, but are not limited to, the performance of the Indian economy and of the economies of various international markets, the performance of the industry in India and world-wide, competition, the company’s ability to successfully implement its strategy, the Company’s future levels of growth and expansion, technological implementation, changes and advancements, changes in revenue, income or cash flows, the Company’s market preferences and its exposure to market risks, as well as other risks. The Company’s actual results, levels of activity, performance or achievements could differ materially and adversely from results expressed in or implied by this Presentation. The Company assumes no obligation to update any forward-looking information contained in this Presentation. Any forward-looking statements and projections made by third parties included in this Presentation are not adopted by the Company and the Company is not responsible for such third party statements and projections.

All Maps used in the presentation are not to scale. All data, information, and maps are provided "as is" without warranty or any representation of accuracy, timeliness or completeness



Q1FY26 Key Financial Highlights

Q1FY26 Key Highlights

1

Revenue for Q1FY26 were down by 5% on **account of lumpiness in procurement pattern of our customers**. The preceding quarter had exceptionally high sales, and historically, such strong quarters are followed by relatively softer ones. While this pattern continues, we remain **optimistic maintaining our growth trajectory for FY26 & beyond**

2

EBIDTA was impacted on account of expenses relating to **commercialization of new injectable facility** at Valthera in the previous quarter.

EBIDTA margin excluding the expenses related to new facilities stands at **37%** in line with EBIDTA margins for Q1FY25

3

Commenced commercial supply of our CDMO sales in Q2FY26 to US geography & customer

Active discussions with multiple customers for CDMO projects

With technical expertise, long standing customer relationships & ample capacities Concord is well placed to capitalize on these upcoming opportunities

5

In the preceding 3 months, we successfully completed **USFDA, EU GMP, and Russian GMP inspections** at our Dholka facility, **ensuring smooth supply of products** in geographies across the globe

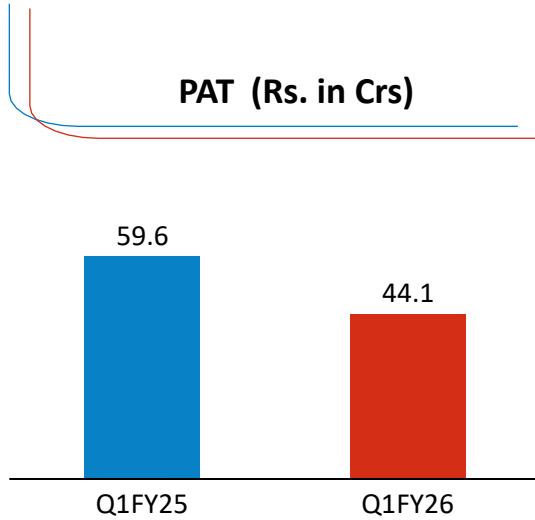
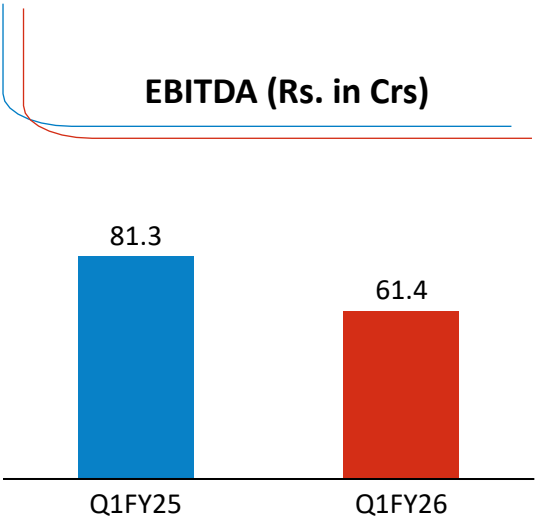
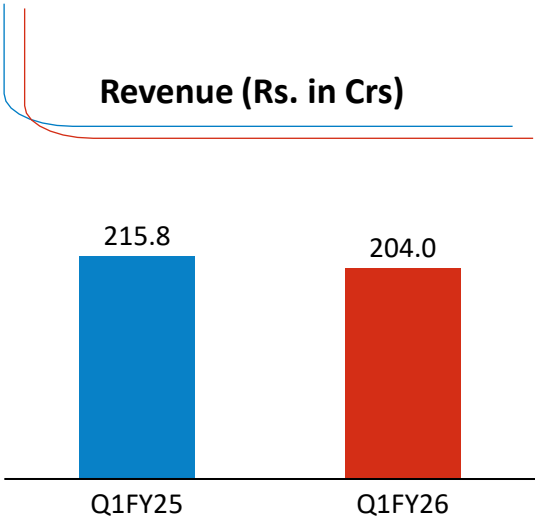
4

Acquired a 75% stake in Stellan Biotech, a US-based entity focused on marketing, distribution, and commercialization of Concord Biotech's pharmaceutical and biotech products in the US

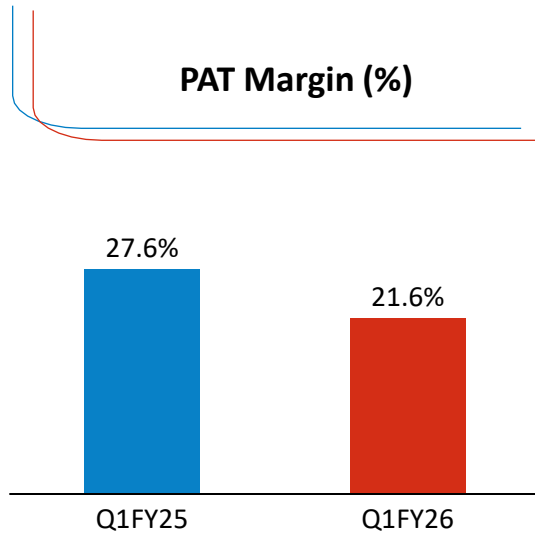
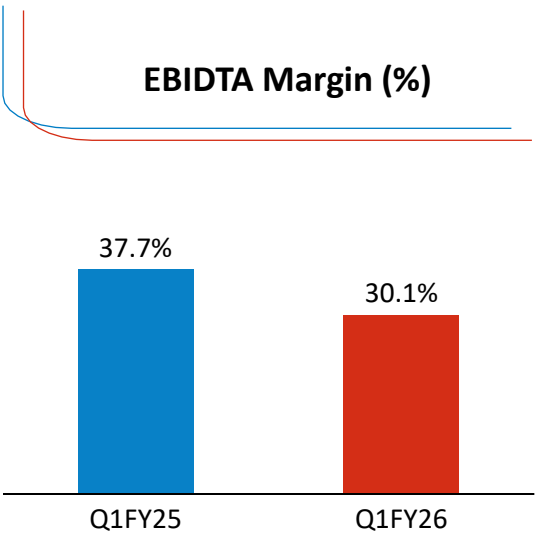
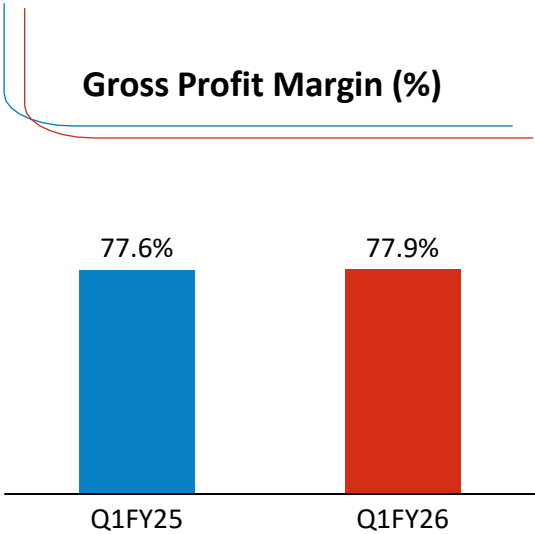
6

Incorporated **Concord Lifegen Limited** as a wholly owned subsidiary to drive our marketing, sales, and distribution strategies for pharmaceutical products in Domestic Market

Q1FY26 Consolidated Financial Highlights



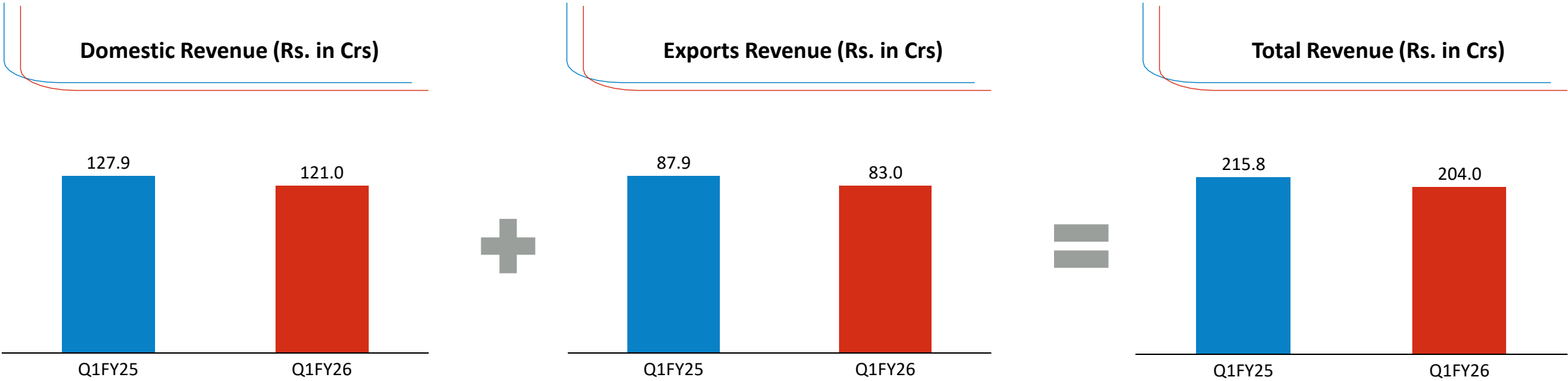
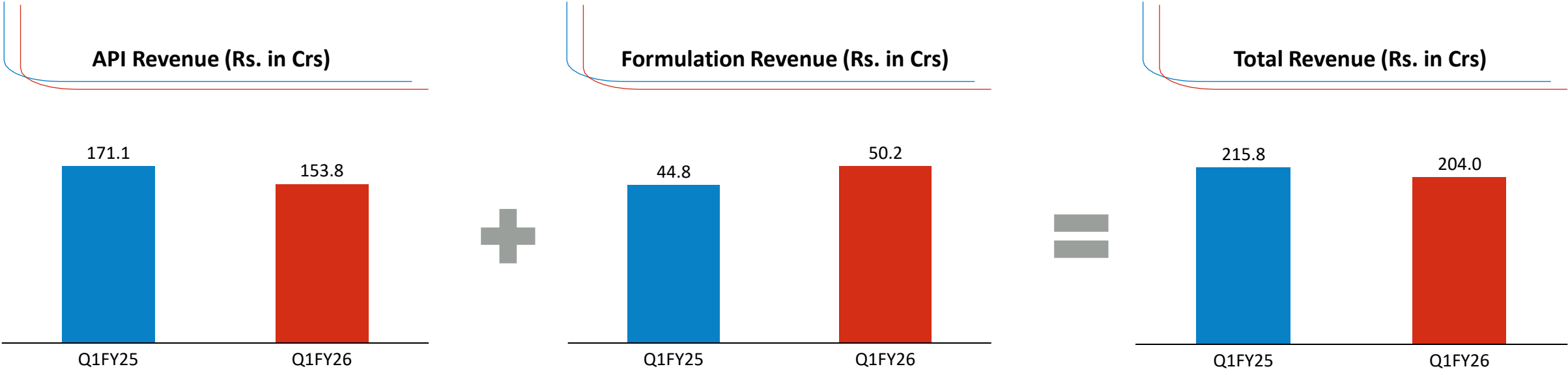
Revenue was down by 5% on account of lumpiness in the procurement pattern of our customers. We are optimistic of maintaining our growth trajectory for FY26



EBIDTA was impacted on account of expenses relating to commercialization of new injectable facility at Valthera in the previous quarter.

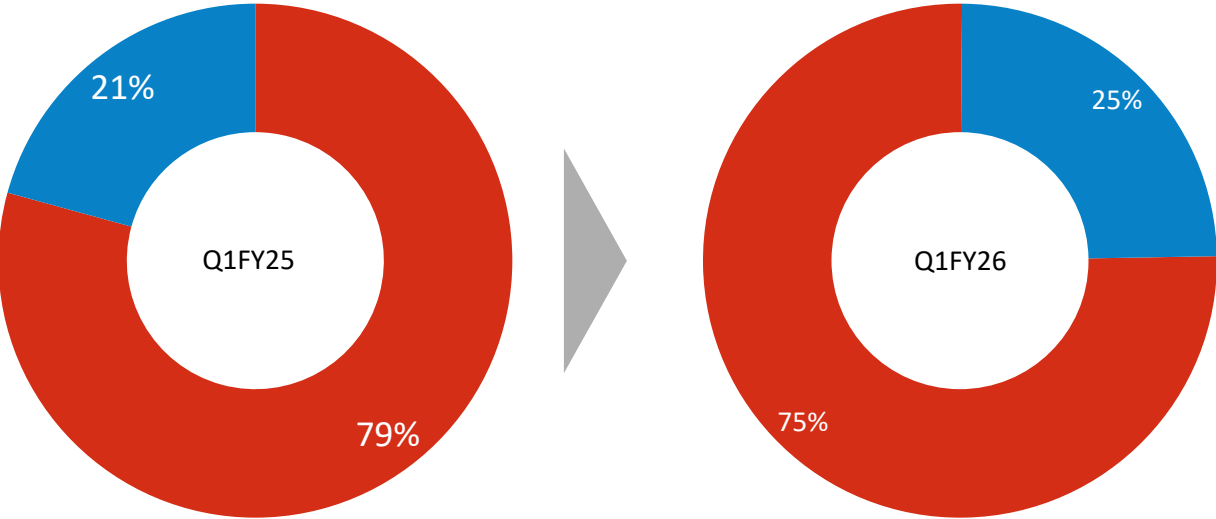
EBIDTA margin excluding the expenses related to new facilities stands at **37%** in line with EBIDTA margins for Q1FY25

Q1FY26 Segment wise Revenue Split



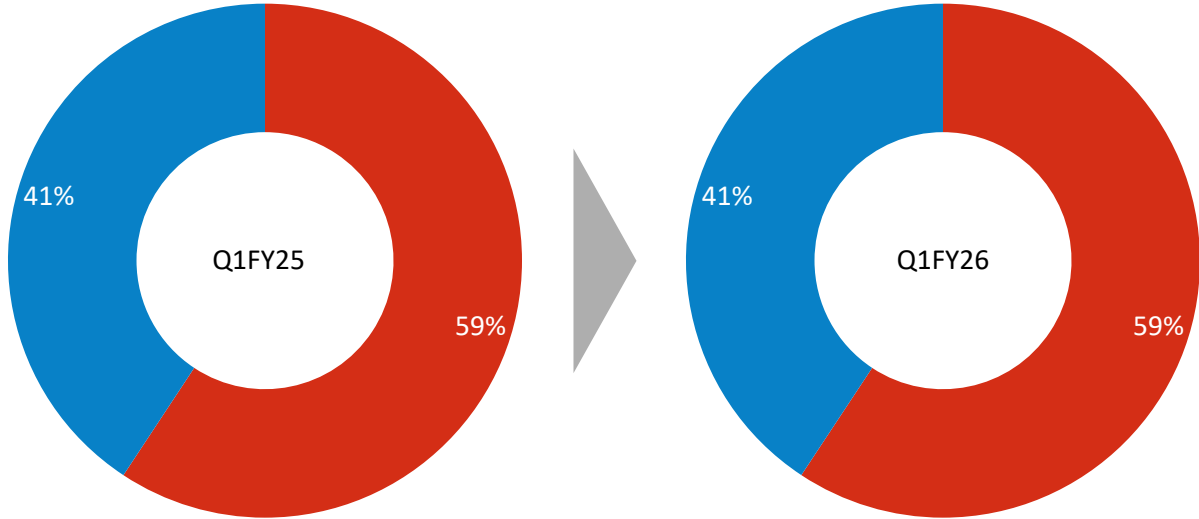
Q1FY26 Segment wise Revenue Split

API : Formulation (Q1FY26)



■ API ■ Formulation

Domestic : Export (Q1FY26)



■ Domestic ■ Exports

Management Commentary



Ankur Vaid

Joint Managing Director &
Chief Executive Officer

Commenting on the Q1FY26 performance of the company Mr. Ankur Vaid, Joint Managing Director & Chief Executive Officer for Concord Biotech Limited said,

Company recorded a 5% decline in revenue, primarily due to the inherently lumpy nature of the business. This trend has been observed in the past as well—strong sales and volume growth in one quarter are often followed by a softer volume offtake in the subsequent quarter. However, this volatility tends to smooth out on an annualized basis, and we remain optimistic about growth for FY26.

Our gross margins for the quarter remained strong, expanding by 30 basis points year-over-year, reflecting our resilient market positioning and pricing strength despite a challenging market environment. EBITDA margins stood at 30%, largely impacted by expenses related to the commercialization of our new injectable facility, which was commissioned in March 2025. Revenue contributions from this facility are yet to commence. As we move through the year, we are confident of establishing a positive revenue trajectory, which will support operating leverage and, in turn, improve overall margins.

As part of our long-term growth strategy, we have been actively pursuing CDMO opportunities and are pleased to share that we have commenced commercial supplies to a large customer in the US. While this engagement is currently in its initial phase, we are optimistic about scaling it further in the future. In addition, we are in active discussions with several leading pharmaceutical companies and remain confident that CDMO will contribute meaningfully to our revenues over the coming years.

Through our continued focus on geographical and customer expansion, deeper engagement with existing clients, and broadening of our product portfolio—particularly with our entry into formulations via injectables and a robust API product pipeline—we are well-positioned to seize future growth opportunities.

Looking ahead, we remain committed to strengthening our domestic and global footprint, investing in innovation and R&D, and delivering sustainable, long-term value to all our stakeholders.

Q1FY26 Consolidated Profit & Loss Account

Profit and Loss (Rs. in Crs)	Q1FY26	Q1FY25	YoY	FY25	FY24	YoY
Revenue from Operations	204	216	-5%	1,200.1	1,016.9	18%
Cost of Goods Sold	45	48		305.5	229.2	
Gross Profit	159	168	-5%	894.6	787.7	14%
Gross Profit Margin	77.9%	77.6%		74.5%	77.5%	
Employee Cost	38	32		138.9	123.0	
Other Expenses	60	55		249.3	233.1	
EBITDA	61	81	-24%	506.3	431.6	17%
EBITDA Margin	30.1%	37.7%		42.2%	42.4%	
Depreciation	18	13		54.4	53.6	
Other Income	14	10		44.5	33.8	
EBIT	57	78	-27%	496.4	411.7	21%
Finance Cost	0.1	0		0.5	2.6	
Share in Profit/(loss) in JV and Associates	1.5	1		-1.3	3.4	
Profit before Tax	59	80	-26%	494.6	412.6	20%
Tax	14.7	20		122.9	104.5	
PAT	44	60	-26%	371.6	308.1	21%
PAT Margin %	21.6%	27.6%		31.0%	30.3%	
EPS	4.2	5.7		35.5	29.4	



Formulation Facility
Valthera, Ahmedabad, India



API Facility
Dholka, Ahmedabad, India



API Facility
Limbasi, Ahmedabad, India

Company Overview

Concord Biotech at a Glance

Concord Biotech Limited is a R&D driven biopharma Company that manufactures **Active Pharmaceutical Ingredients (API) through fermentation & semi-synthetic process and finished formulations.**

Key Highlights

Portfolio spanning
30+
Fermentation APIs

135+
Drug Master Files
(DMFs) filed globally

100+
Approved
formulation products
across markets

Fermentation
capacity of
1,250m³

5
ANDAs approved for products
from our facilities

Overall formulation
manufacturing capacity of
802Mn Units



Expertise in
Fermentation
Technology

- ✓ Expertise in fermentation-based API manufacturing with high entry barriers
- ✓ One of the few global players **delivering consistently** in this specialized segment
- ✓ Built one of the **largest fermentation capacities globally**



Continuous
Investment in R&D
Driven Innovation

- ✓ **Strong focus on R&D** & State-of-the-art R&D facilities.
- ✓ Dedicated **team of scientists**.
- ✓ **Commitment to innovation** enables us to stay ahead of market trends.
- ✓ **Robust pipeline** for addition of **new products** to meet evolving market demands



Upholding the Highest
Standards of Quality
and Compliance

- ✓ **World-class infrastructure** adhering to global quality benchmark
- ✓ Facilities inspected by **USFDA, EU GMP, WHO, and PMDA, Japan**
- ✓ Presence in **over 70 countries**, including regulated markets



Driven by Expertise
and Consistent
Performance

- ✓ **Visionary leadership** driving consistent growth and global expansion
- ✓ Evolved from single-product to **multi-product company**
- ✓ Focus on fermentation, research, manufacturing, and compliance
- ✓ Positioned for **sustained leadership through innovation**

Driving Innovation Through Our Expertise

Mission Focus

Dedicated to deliver high-quality product that enhance human health, driven by innovation and customer centricity, fostering partnerships that make a meaningful impact

Visionary Leadership

Led by industry veterans. Our strategic decisions help us navigate challenges and drive sustained growth. This positions us as a trusted industry leader, committed to shaping a healthier tomorrow

Regulatory Compliance

Rigorous adherence to regulatory standards is integral to our operations, ensuring product integrity and customer trust, bolstering our reputation as a reliable partner in healthcare

Fermentation Expertise

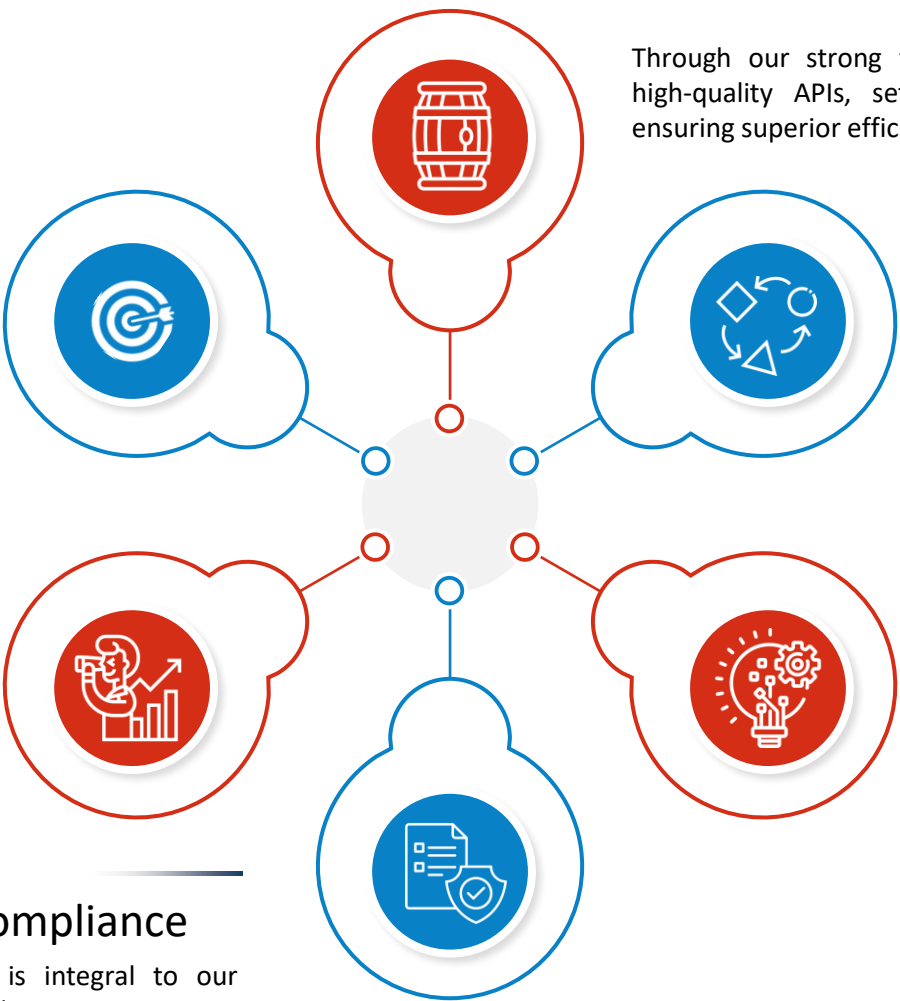
Through our strong fermentation capabilities, we produce high-quality APIs, setting us apart in biotechnology and ensuring superior efficacy in medicines

Diversified Portfolio

We offer full baskets of immunosuppressants in addition to our products in oncology and anti infectives making total count of 30 fermentation-based API's. This helps in ensuring resilience against market fluctuations and meeting diverse pharmaceutical needs effectively

Commitment to Innovation

Our heavy investment in R&D drives continuous process optimization, new product development, and industry leadership, fueling breakthroughs that shape the future of healthcare



API Business Overview

API Overview

One of the **leading global** developers and manufacturers of **Fermentation-based APIs**

Focus on **Niche Fermentation API's** with **backward integration** to Key Starting Material

Diversified Product Portfolio of API's including **Immuno-suppressant, Oncology, Anti-Infectives & Anti-Fungal**

Key Products

Immunosuppressant

- ✦ Tacrolimus
- ✦ Mycophenolate Mofetil
- ✦ Mycophenolate Sodium
- ✦ Cyclosporine
- ✦ Sirolimus
- ✦ Pimecrolimus
- ✦ Everolimus Premix 2%
- ✦ Voclosporin

Oncology

- ✦ Temsirolimus
- ✦ Everolimus
- ✦ Romidepsin
- ✦ Mitomycin
- ✦ Dactinomycin
- ✦ Staurosporin
- ✦ Midostaurine
- ✦ Everolimus Premix 9.09%

Antibacterial

- ✦ Mupirocin
- ✦ Mupirocin Calcium
- ✦ Polymyxin B Sulfate
- ✦ Teicoplanin
- ✦ Vancomycin Hydrochloride
- ✦ Fidaxomicin

Antifungal

- ✦ Anidulafungin
- ✦ Caspofungin Acetate
- ✦ Micafungin Sodium
- ✦ Amphotericin B
- ✦ Nystatin

Others

- ✦ Lovastatin
- ✦ Pravastatin Sodium
- ✦ Enzymes

FY25 – **Rs~ 940** Crores Revenue

FY25 – **78%** Revenue Split

30+ Fermentation APIs

Formulation Business Overview

Formulation Overview

Commercialization of Formulations business in 2016 to capitalize on the **benefits of backward integration**

Operate through **B2B model** across regulated and emerging markets
For India Market, operate via **B2B & B2C model**

Oral Solid Dosages (tablets, capsules and oral suspension)
Injectables (Liquid Vials, Dry Powder Filling, Sterile Lyophilized APL)

Key Products

Antifungal		Antibiotics		Plasma Products		Transplant & Immuno		Chronic Kidney Disease		Immunology	
CRITICAL CARE		NEPHROLOGY		CRITICAL CARE		NEPHROLOGY		NEPHROLOGY		RHEUMATOLOGY	
★ Amfoterol™	★ Conimab	★ Dapute™	★ Mepecon™	★ Gamacon™	★ Tacrocord	★ Darbecon	★ Upshield	★ Adacord	★ Cyclograp		
★ Anicord™	★ Gammacord	★ Fosutrac™	★ Mepecon	★ Obulin™	★ Mofecon	★ Epocord	★ Milipro	★ Arthimide 1	★ Mofecon 250		
★ Caspocon™		★ Pobix™	★ Minocrit™		★ Evercon	★ Sevecord	★ Nabosis	★ Arthimide 2	★ Tacrocord 0.25		
★ Micacord™		★ Teicocord™	★ Tigicon™		★ Conimmune ME	★ Coniron	★ Kalcord	★ Conimba 1	★ Tofajoint ER		
★ Vorixia™		★ Vanogard™	★ Primataz™	RHEUMATOLOGY	★ Cyclograf	★ Cinacet	★ Picatol	★ Conimba 2	★ Tofajoint		
★ Picocord GR™		★ Cricolist™	★ Muprevent™	★ Gammacord	★ Valocon	★ Valolog	★ Kanilev	★ Conimmune 25	★ Unuric 40		
					★ Conimab						

FY25 – **Rs ~ 260** Crores Revenue

FY25 – **22%** Revenue Split

100+ Approved Products

Trusted CDMO partner for Fermentation & Semi-Synthetic API's

CDMO Overview

Provide **contract research and manufacturing services** for developing APIs and formulations.

Prioritizes innovation, **backed by a DSIR-certified R&D facility** with a team of 170+ people

Expertise in fermentation technology and **strong R&D infrastructure** enable us to undertake complex projects and deliver **high-quality outcomes**

Key Strengths & Opportunities

- **Advanced fermentation capabilities**, expertise in strain isolation and enhancement, and scalable processes
- Facilitates **smooth transitions from lab research to full-scale production**
- **Specializes in Contract Research & Manufacturing**, with a focus on fermentation and semi-synthesis
- **Ample capacities** with necessary regulatory approvals **to ensure smooth & consistent supply**



Services Include

- ❖ **Strain Improvement**
- ❖ **Media Optimization**
- ❖ **Process Development**
- ❖ **Downstream Processing**

Pushing Boundaries through Manufacturing Capabilities

highlighted data TBU

Unit I (API) – Dholka, Gujarat



FY2000 Operations commenced

112302 sq.m. Spread across

450 m³ Installed capacity

Unit III (API) – Limbasi, Gujarat



FY2021 Operations commenced

596309 sq.m. Spread across

800 m³ Installed capacity

Unit II (Formulations) – Valthera, Gujarat



FY2016 Operations commenced

94826 sq.m. Spread across

802Mn Units Installed capacity

Unit IV (Injectables) – Valthera, Gujarat



FY2025 Operations commenced

36,441 sq.m. Spread across

Installed capacity of **13Mn** Liquid Vials,
12Mn Dry Power Filling & **2200** Kgs
Sterile Lyophilized APL

Pioneering R&D Capabilities

180

R&D Employee
Strength

7/5

Approved ANDA/
Finished Products

> 135

API DMFs

22+

Non-Infringing Processes

Spends as % of Sales

2.1%

3.6%

3.5%

2.2%

2.3%

13

26

30

23

27

2021

2022

2023

2024

2025

R&D Spends (Rs in. Crs)

Robust pipeline of **more than 10 products** across different therapeutic segments of Oncology, Anti-Infectives & Anti-Fungal

R&D Initiatives:

Cost Improvement

New Product Development

Process Improvement

Technology Transfer

Scale-Up Initiatives

Enhancement of Backward
Integration

State-of-the-Art Facilities: Where Ideas Materialise

API R&D Lab

- Specialized capabilities for isolation of strains, mutation, and passive selection of microbial strains, as well as strain improvement processes.
- Our R&D strengths enable us to drive innovation and develop new active pharmaceutical ingredients efficiently
- Equipped with fermenters and a pilot plant facility, allowing us to seamlessly scale up fermentation processes from lab scale to commercial production scale.

Our integrated R&D capabilities across API and formulations development allow us to bring new and innovative pharmaceutical products to the market effectively.

Formulations R&D Lab






- Focus on formulation development leveraging advanced analytical capabilities.
- R&D team works closely with our API experts to ensure our products meet the highest standards of quality and efficacy while providing optimal drug delivery and patient convenience

DMF Fillings Across Geographies

Molecules		US	EU	Canada	Japan	China
Immuno-Suppressants	Tacrolimus	✓	✓	✓	✓	✓
	Mycophenolate Mofetil	✓	✓	✓	✓	✓
	Mycophenolate Sodium	✓	✓	✓		✓
	Cyclosporine	✓	✓	✓	✓	✓
	Sirolimus	✓	✓		✓	
	Pimecrolimus	✓				
Oncology	Voclosporin	✓				
	Temsirolimus	✓				
	Everolimus	✓	✓	✓	✓	
	Romidepsin	✓				✓
	Mitomycin	✓	✓			
	Dactinomycin	✓				
Anti-Bacterial	Midostaurin	✓				
	Mupirocin	✓	✓	✓		✓
	Nystatin	✓				
	Mupirocin Calcium	✓	✓	✓		
Others	Vancomycin Hydrochloride	✓	✓			
	Lovastatin	✓	✓			
	Pravastatin Sodium	✓	✓			

Wide Range of Formulation Product Portfolio for Overseas Markets

Regulated Markets

Product Name	ANDA Approval
Mycophenolate Mofetil Capsules	
Mycophenolic Acid DR Tablets USP	
Mycophenolate Mofetil Tablets	
Tacrolimus Capsules USP	
Teriflunomide Tablets	

Emerging Markets

Product Name
Mycophenolate Mofetil Capsules
Mycophenolate Mofetil Tablets
Mycophenolate Mofetil Suspension
Mycophenolate Sodium 180mg Tablets
Mycophenolate Sodium 360mg Tablets
Tacrolimus 0.5mg Capsules
Tacrolimus 1mg Capsules
Tacrolimus 5mg Capsules

Diversified Customer Base




70+
Countries

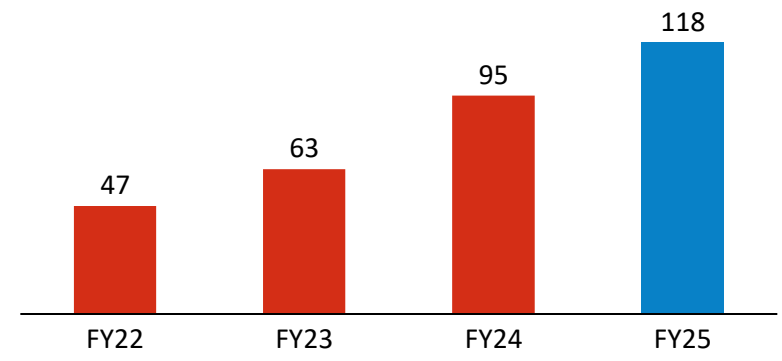

250+
Customers

Worldwide Presence

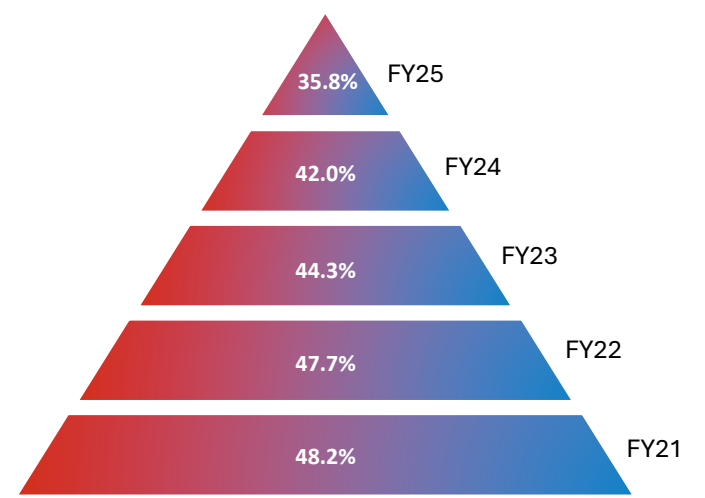
Tailored Distribution Models

Collaborative Partnerships

New Customer Addition / Product Addition
in Existing Customers



Reducing Customer Concentration % Contribution
from Top 10 Customers



Paving the Way for Sustainability

Our Vision for Sustainability

Sustainable Manufacturing

Global Green Leadership

Environmental Conservation

The Path of Sustainability

Research & Development

Efficient Resource Management

Constant Improvement & Adaptation



Awarded Bronze Medal by EcoVadis



Our Initiatives on Sustainability

- ✓ Corporate Social Responsibility
- ✓ Driving towards sustainable future
- ✓ Reduced ecological harm
- ✓ Improved water quality



Received
ISO-14001:2015 & ISO-45001:2018
Certifications



Key Business Differentiators

End-to-End Expertise in Complex Fermentation Value Chain




Leadership Position

Leadership position for select molecules in global markets



1250 M³

Fermentation Capacity across two API facilities




Over 2 Decades

Experience in the industry with a demonstrated track record of developing niche and complex molecules



30+ Fermented based API's

One of leading global developers and manufacturers of select fermentation-based APIs across immunosuppressants oncology and Anti-infectives in terms of market share



Overview of Integrated Platform



R&D



Patents



Key Starting Material



API Manufacturing



Formulations

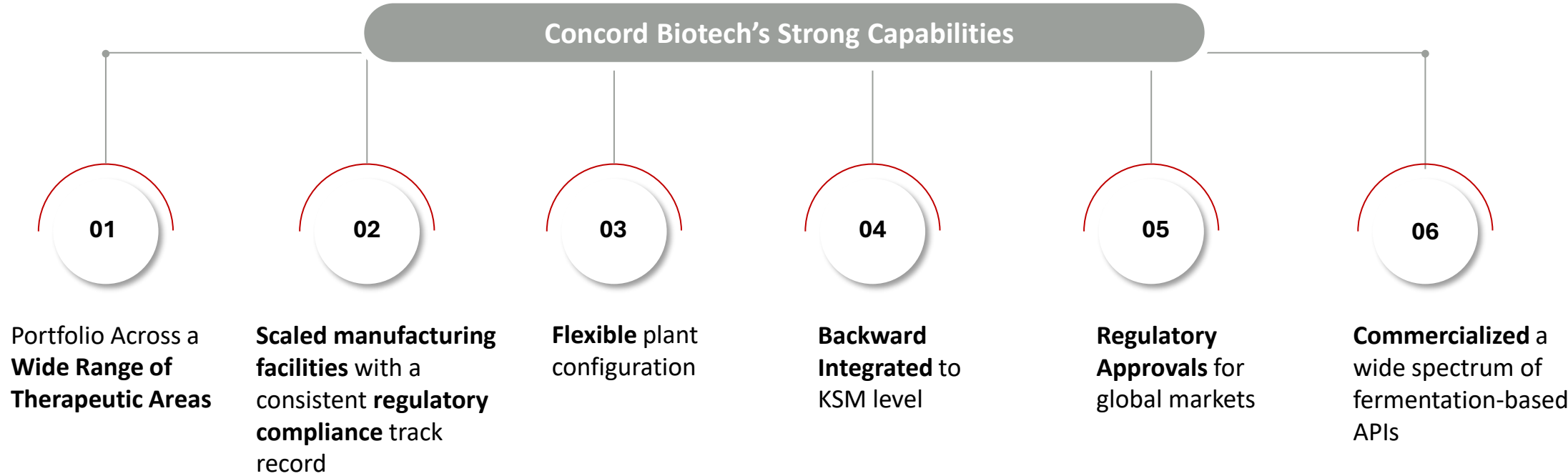


Marketing & Distribution

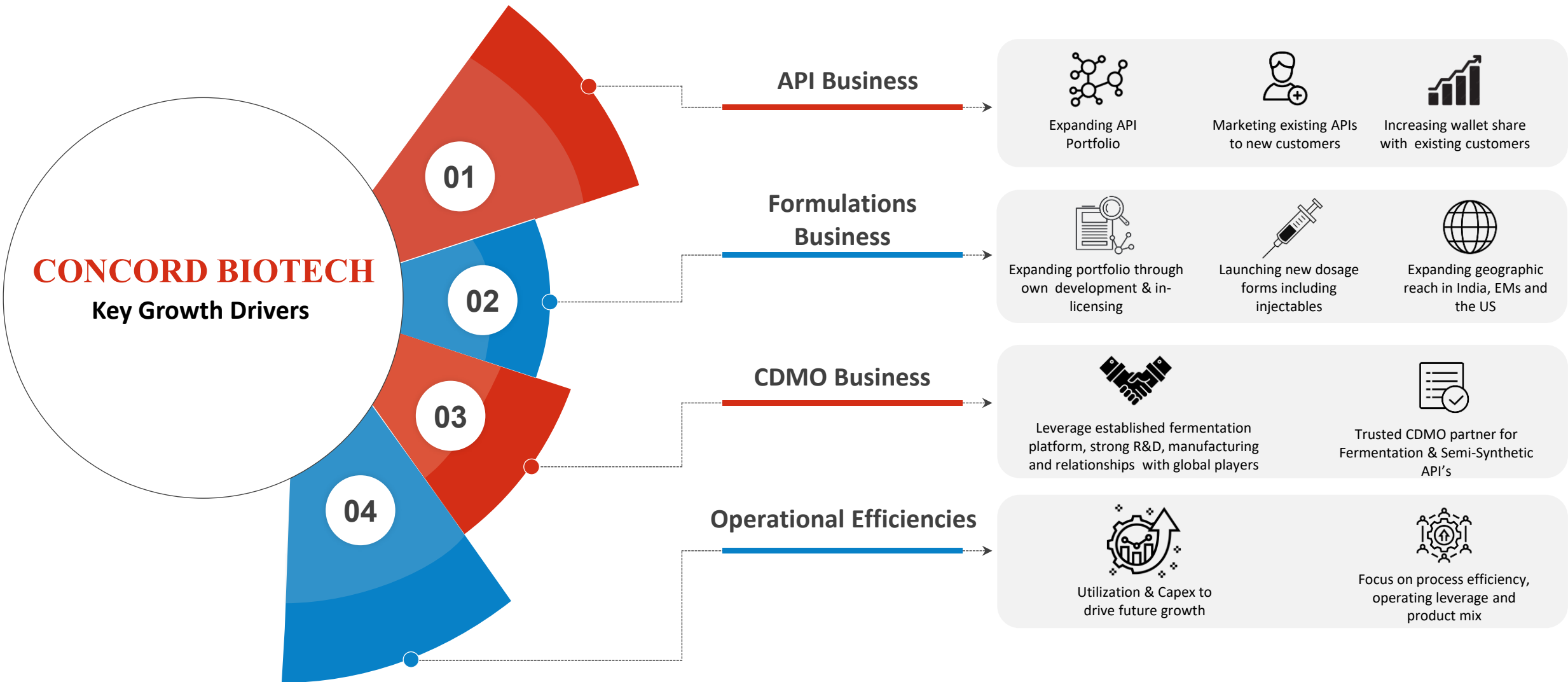
Constructing Formidable Barriers to Entry



Complex technical capabilities, difficulties in scaling up operations and substantial capital investment required have resulted in **significant barriers to entry** in the fermentation-based API space



Key Growth Drivers



For further Information, please contact

Company:

CONCORD BIOTECH

Concord Biotech Limited

CIN: L24230GJ1984PLC007440

Mr. Lalit Sethi – Chief Financial Officer

lalitsethi@concordbiotech.com

www.concordbiotech.com

Investor Relations Advisor:

SGA Strategic Growth Advisors

Strategic Growth Advisors Pvt. Ltd.

CIN - U74140MH2010PTC204285

Mr. Sagar Shroff / Mr. Vatsal Shah

sagar.shroff@sgapl.net / vatsal.shah@sgapl.net

+91 98205 19303 / +91 88796 59884

www.sgapl.net