

AHL/AO/2026/1183

Date: 11.05.2026

To,
The Listing Department
BSE Limited
25th Floor, Phiroze Jeejeebhoy Tower,
Dalal Street, Mumbai – 400001

Sub: Investor Presentation

Ref: Scrip Code: 543943

Dear Sir/Madam,

Pursuant to Regulation 30 of the Securities and Exchange Board of India (Listing Obligations and Disclosure Requirements) Regulations, 2015, please find attached herewith the Investor Presentation of Asarfi Hospital Limited for the quarter and financial year ended 31st March, 2026.

The copy of the aforesaid Investor Presentation is also available on the website of the Company at www.asarfi.in.

You are requested to take the above information on record and bring the same to the notice of all concerned.

Thanking You,
Yours Faithfully,

For Asarfi Hospital Limited

Sudipa Singh
CS Sudipa Singh



Company Secretary & Compliance Officer
Membership No.: **ACS 56989**

Asarfi Hospital Limited

Baramuri, P.O.: B Polytechnic, Dhanbad 828 130 || CIN: L85110JH2005PLC011673
Branch Office: Khatal Road, Dhैया, ISM, Dhanbad 826004 || www.asarfihospital.com
Phone: 7808368888, 9234302735 || Email: info@asarfihospital.com



20+
Years

Trust | Quality | Care



Leading Healthcare Provider in Eastern India

Investor Presentation

FY 2025-26



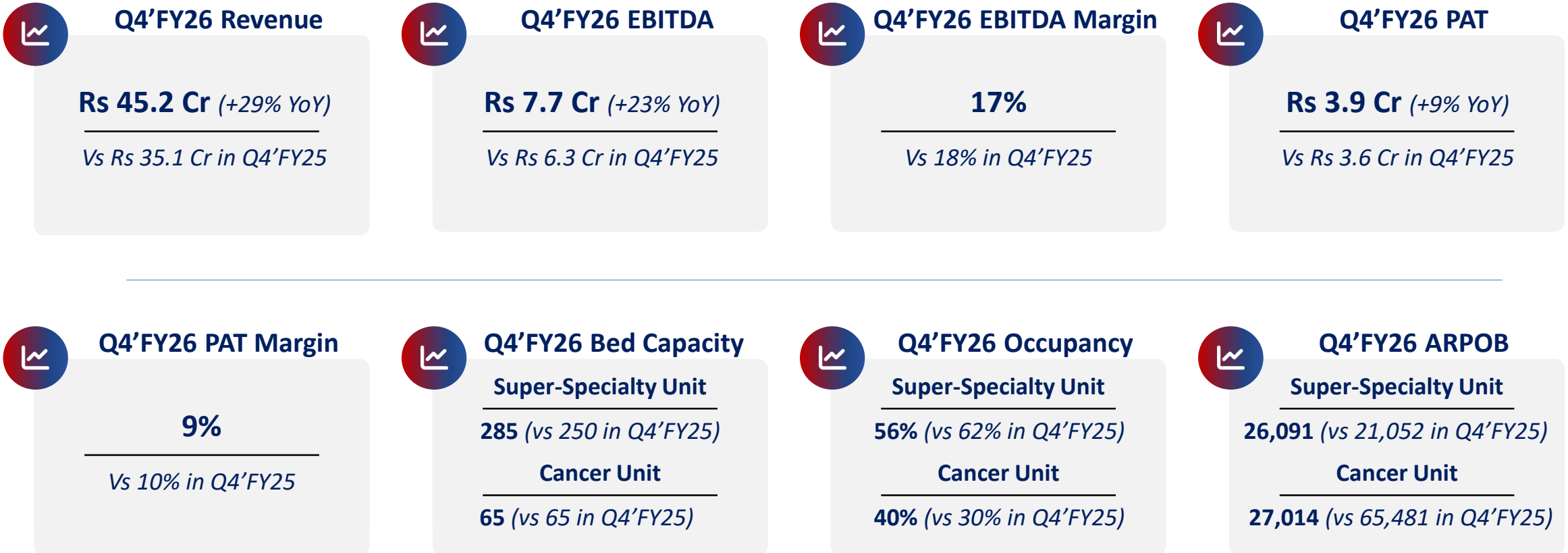
Disclaimer



Certain matters discussed in this presentation may contain statements regarding the company's market opportunity and business prospects that are individually and collectively forward-looking statements. Such forward-looking statements do not guarantee future performance and are subject to various known and unknown risks, uncertainties, and assumptions that are inherently difficult to predict. These risks and uncertainties encompass, but are not limited to, the performance of the economy, industry trends, competitive landscape, the company's ability to successfully execute its strategy, technological advancements, changes in market preferences, and exposure to market risks, as well as other potential risks. The company's actual results, levels of activity, performance, or achievements may differ materially and adversely from the results expressed or implied in this presentation. The company assumes no obligation to update any forward-looking information contained in this presentation. Any forward-looking statements and projections made by third parties included in this presentation are not endorsed or adopted by the company, and the company disclaims any responsibility for such third-party statements and projections. You are cautioned not to place undue reliance on these forward-looking statements, which are based on the current views and assumptions of the Company's management regarding future events.

Q4'FY26 and FY26 Highlights

Quarterly Snapshot – Q4'FY26



* Financials are on Consolidated basis.

Quarterly Profit and Loss Summary

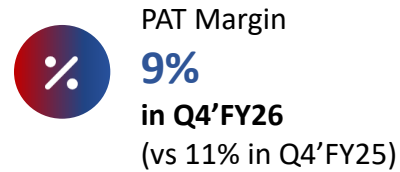
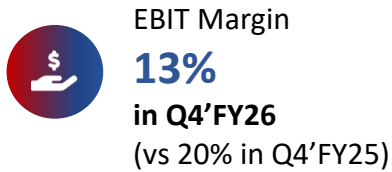
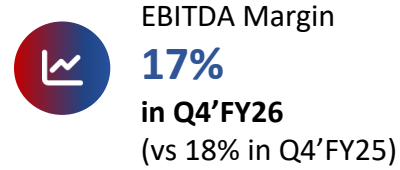
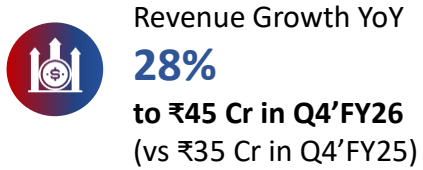
Standalone		(₹ in Lakhs)			
Particulars	Q4'FY25*	Q3'FY26	Q4'FY26	QoQ %	YoY%
Revenue from operations	3,510	4,606	4,503	-2%	28%
Material costs	(750)	(977)	(987)	1%	32%
Employee benefit expenses	(590)	(748)	(686)	-8%	16%
Other expenses	(1,525)	(1,870)	(2,045)	9%	34%
EBITDA	646	1,012	786	-22%	22%
EBITDA Margin %	18%	22%	17%		
Depreciation and Amortization	(323)	(286)	(274)	-4%	-15%
Other Income	366	150	67	-56%	-82%
EBIT	688	876	578	-34%	-16%
EBIT Margin %	20%	19%	13%		
Finance costs	(135)	(125)	(71)	-44%	-48%
EBT	554	751	507	-32%	-8%
Taxes	(171)	(202)	(98)	-51%	-43%
PAT	383	548	409	-25%	7%
PAT Margin %	11%	12%	9%		

Consolidated		(₹ in Lakhs)			
Particulars	Q4'FY25*	Q3'FY26	Q4'FY26	QoQ %	YoY%
Revenue from operations	3,510	4,610	4,524	-2%	29%
Material costs	(750)	(977)	(987)	1%	32%
Employee benefit expenses	(592)	(749)	(705)	-6%	19%
Other expenses	(1,541)	(1,873)	(2,060)	10%	34%
EBITDA	629	1,011	772	-24%	23%
EBITDA Margin %	18%	22%	17%		
Depreciation and Amortization	(325)	(288)	(276)	-4%	-15%
Other Income	361	148	64	-57%	-82%
EBIT	664	870	560	-36%	-16%
EBIT Margin %	19%	19%	12%		
Finance costs	(135)	(125)	(71)	-44%	-48%
EBT	530	745	490	-34%	-7%
Taxes	(171)	(202)	(98)	-52%	-43%
PAT	359	542	392	-28%	9%
PAT Margin %	10%	12%	9%		

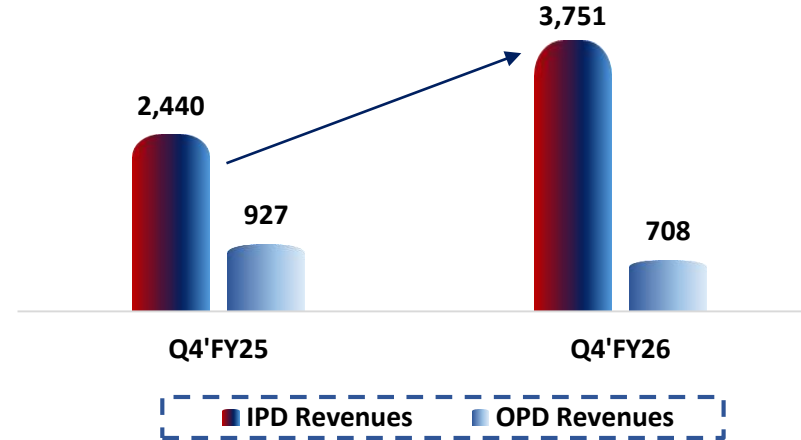
* Q4'FY25 figures have been restated/reclassified wherever necessary to conform to the current year's presentation and classification of the financial statements.

Quarterly Highlights – Q4'FY26

Financials (Standalone):



IPD-OPD Revenues (₹ in lakhs):



54%
YoY Growth in IPD Revenues

Super-Specialty Hospital

ARPOB
₹26,091
in Q4'FY26
(vs ₹21,052 in Q4'FY25)

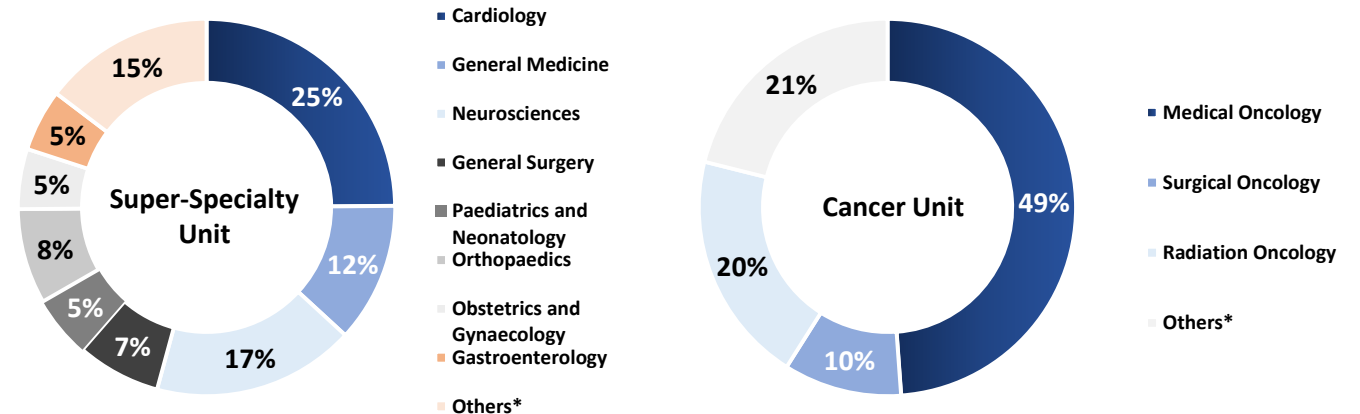
Occupancy Rate
56%
in Q4'FY26
(vs 62% in Q4'FY25)

Cancer Hospital

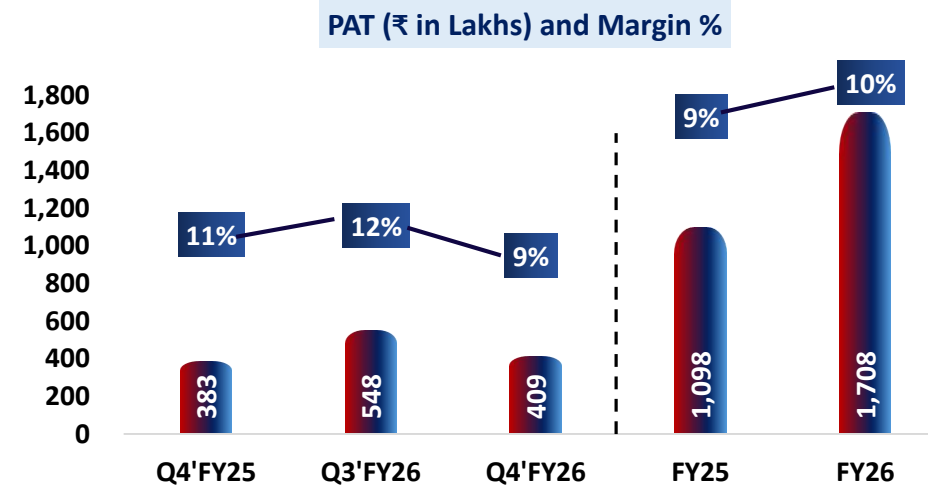
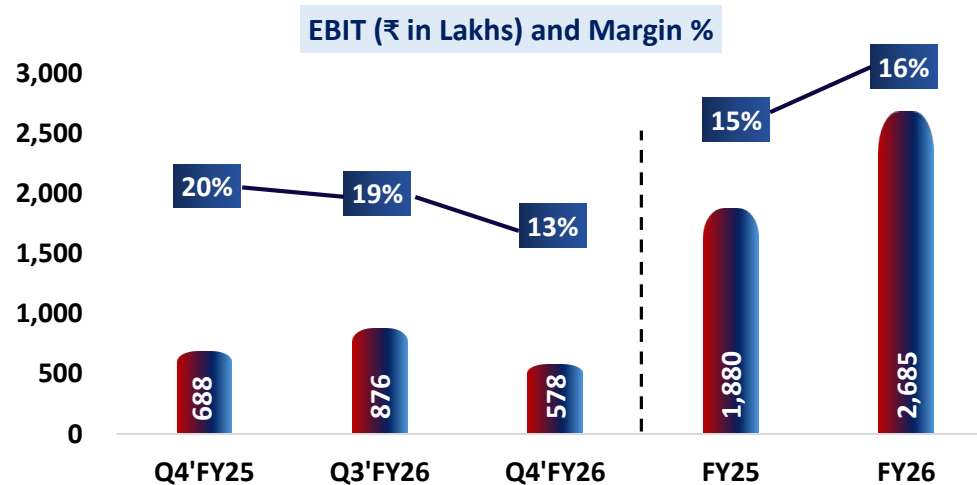
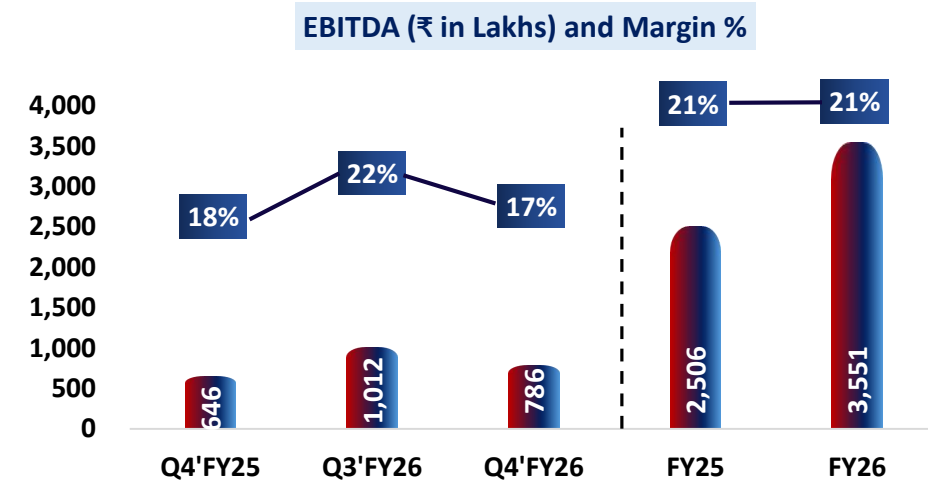
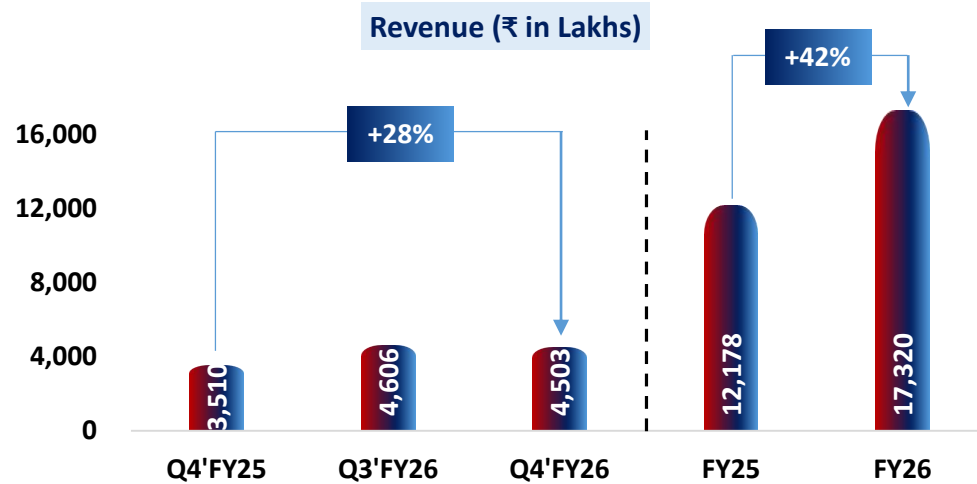
ARPOB
₹27,014
in Q4'FY26
(vs ₹65,481 in Q4'FY25)

Occupancy Rate
40%
in Q4'FY26
(vs 30% in Q4'FY25)

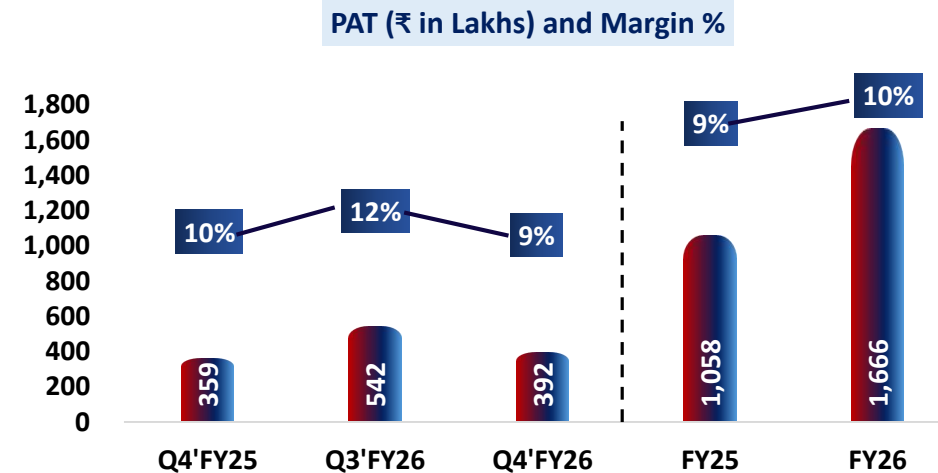
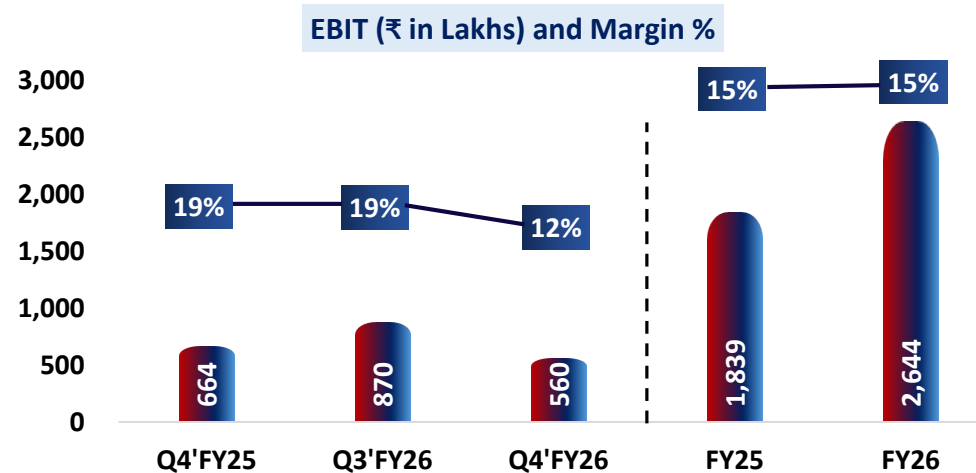
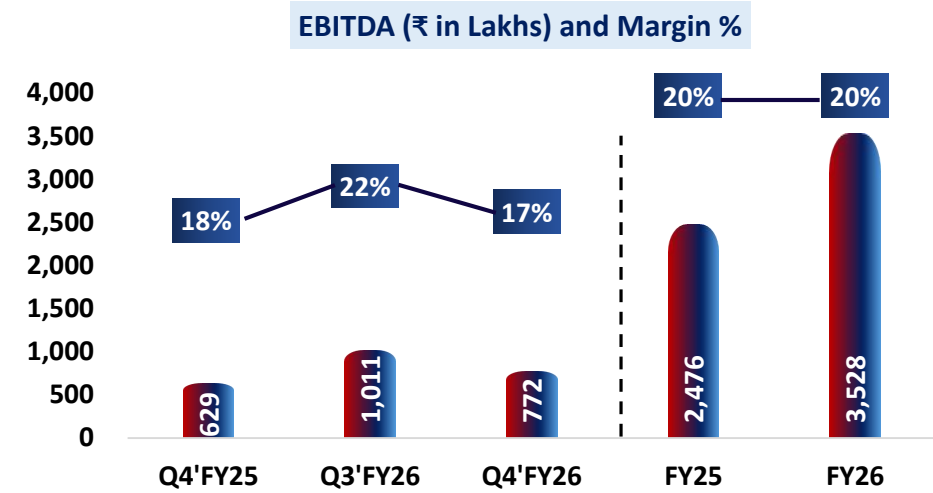
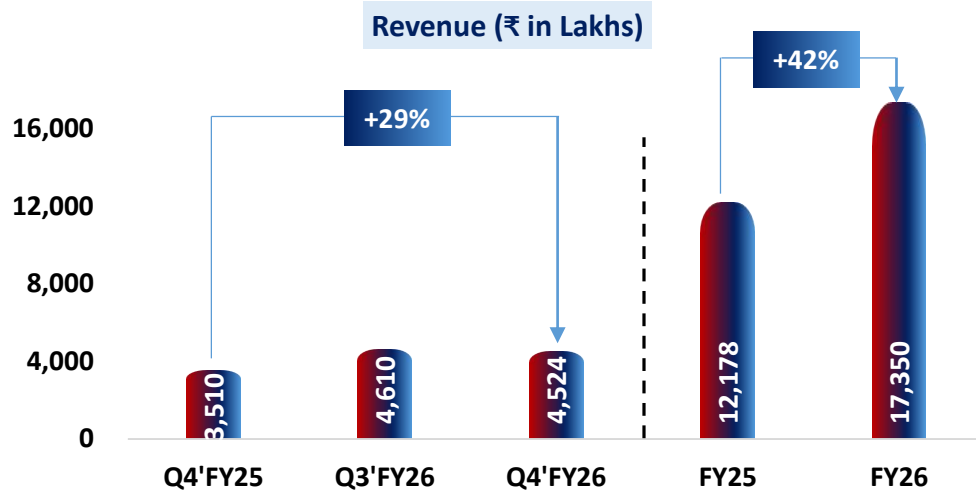
Department-wise Revenue Mix Q4'FY26:



Key Financial Parameters Over The Period - Standalone



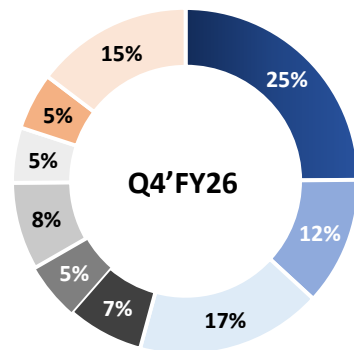
Key Financial Parameters Over The Period - Consolidated



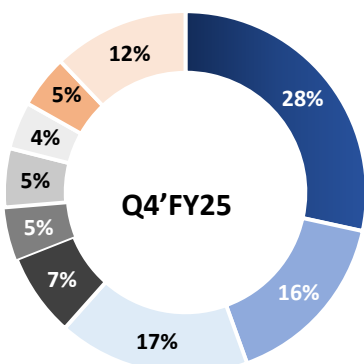
Revenue Mix – Q4'FY26 vs Q4'FY25



Super-Specialty Hospital Unit

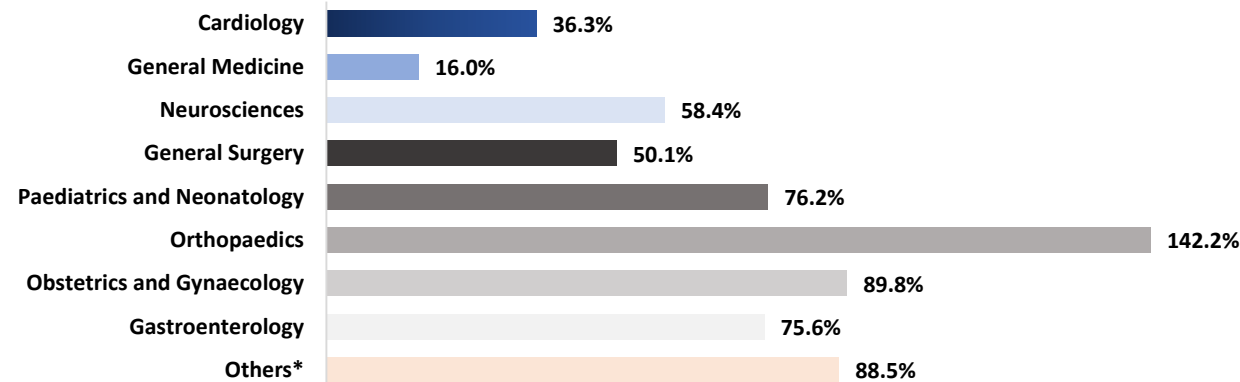


- Cardiology
- General Medicine
- Neurosciences
- General Surgery
- Paediatrics and Neonatology
- Orthopaedics
- Obstetrics and Gynaecology
- Gastroenterology
- Others*



- Cardiology
- General Medicine
- Neurosciences
- General Surgery
- Paediatrics and Neonatology
- Orthopaedics
- Obstetrics and Gynaecology
- Gastroenterology
- Others*

Q4'FY26 YoY Revenue Growth % by Specialty



Revenue Contribution by Top 3 Specialties

54%



YoY Revenue Growth of Top 3 Specialties

37%



Growth Drivers

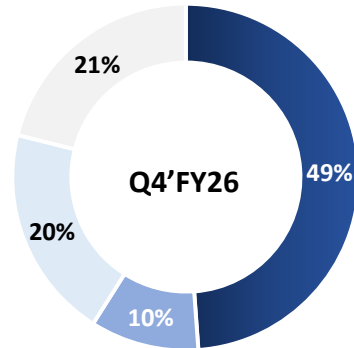
- Cardiology remains the largest contributor followed by General Medicine and Neurosciences driven by volume expansion and improvement in case-mix.
- Orthopaedics (+142%) delivered the highest YoY growth across specialties driven by higher surgical volumes, greater adoption of advanced joint replacement and trauma procedures, and improved clinical outcomes

*Others Include: Department of Pulmonology, Urology, Nephrology, ENT, Emergency, Oncology, PHC, Dental Science, Plastic Surgery, Physiotherapy, Ophthalmology, Anaesthesiology, Nutrition & Dietetics and Liver transplant.

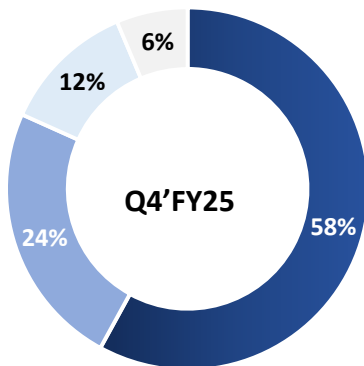
Revenue Mix – Q4'FY26 vs Q4'FY25



Cancer Hospital Unit

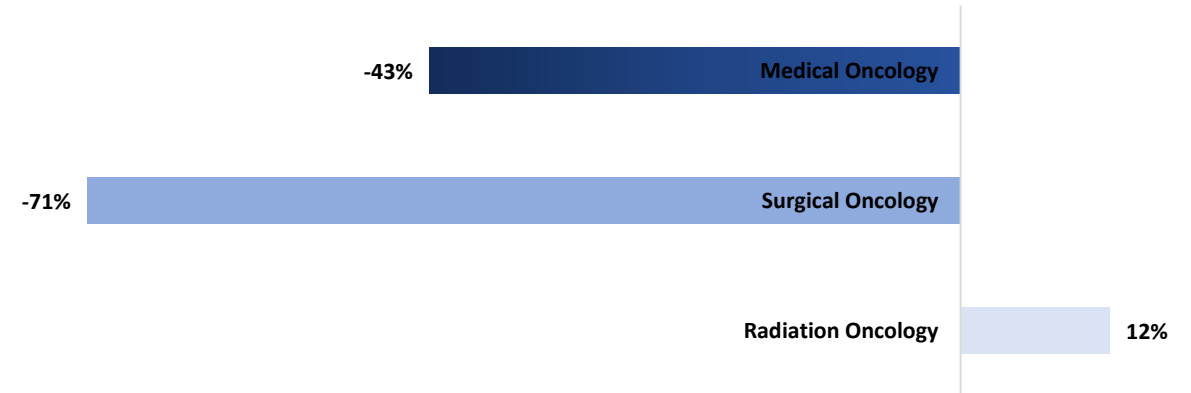


- Medical Oncology
- Surgical Oncology
- Radiation Oncology
- Others*



- Medical Oncology
- Surgical Oncology
- Radiation Oncology
- Others*

Q4'FY26 YoY Revenue Growth % by Specialty



Revenue Contribution by Top 3 Specialties
79%



YoY Revenue Growth of Top 3 Specialties
-43%



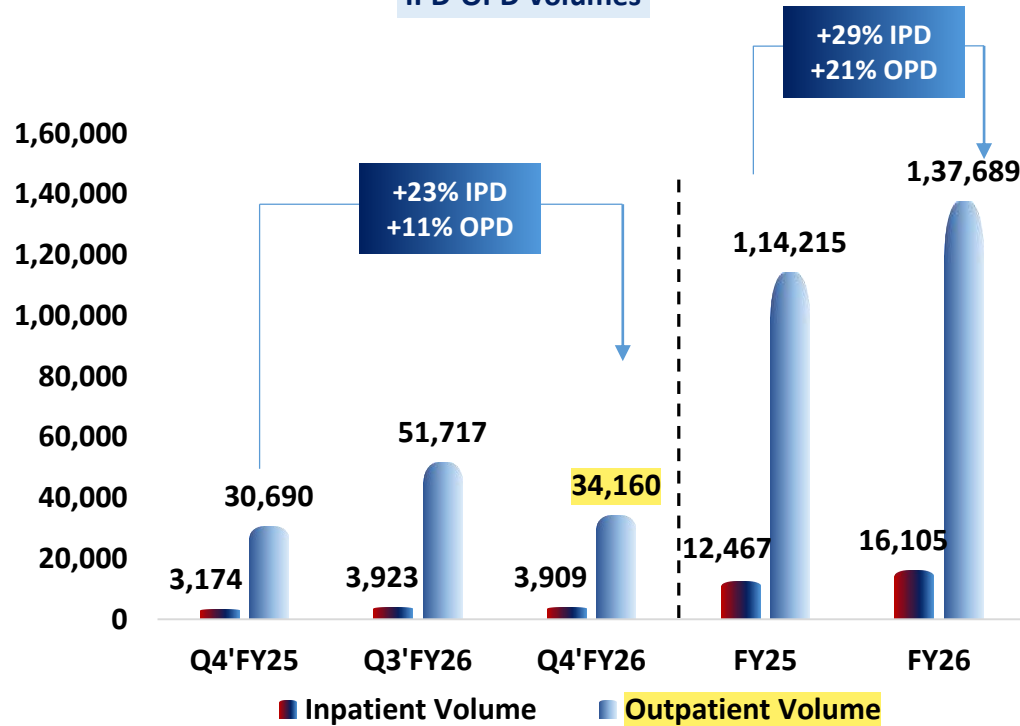
Reasons for Decrease in Medical and Surgical Oncology Revenues

- Medical and Surgical Oncology revenues declined during the quarter due to lower patient volumes, impacting overall treatment throughput. Additionally, a temporary pause in the Govt. funded “Ayushman Bharat” cases—driven by delayed and lower reimbursements—further constrained departmental revenue.

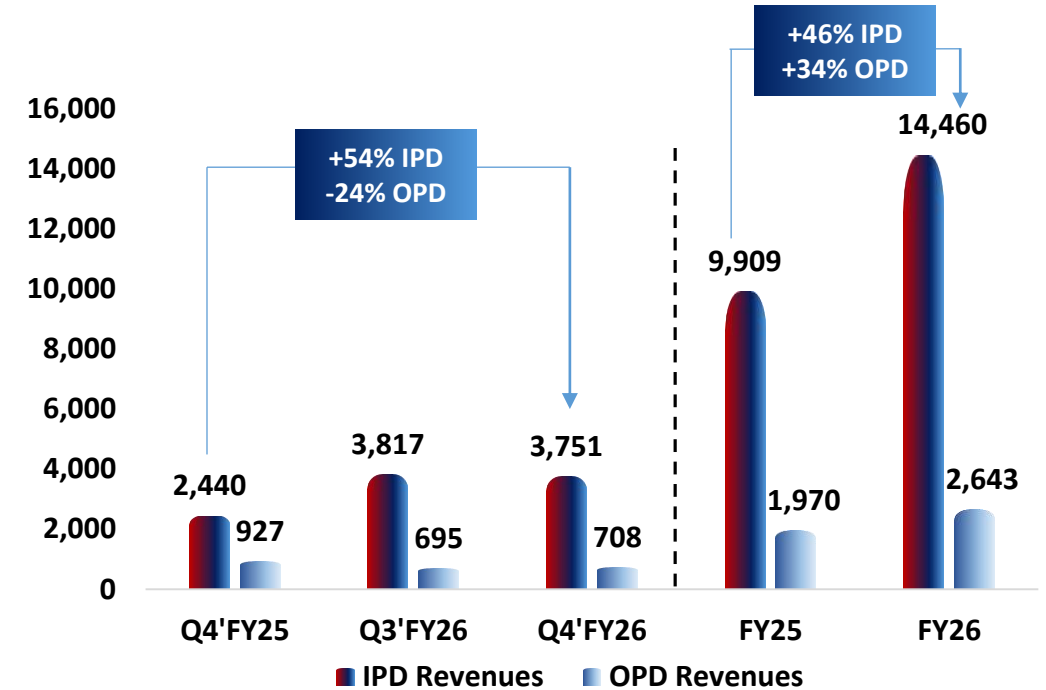
*Others Include: Head and Neck oncology, Haemato-oncology and Nuclear Medicine.

IPD-OPD Highlights (Both Hospital Units)

IPD-OPD Volumes



IPD-OPD Revenues (₹ in Lakhs)



12%

YoY Growth in Q4'FY26 Patient Volume



54%

YoY Growth in Q4'FY26 IPD Revenue

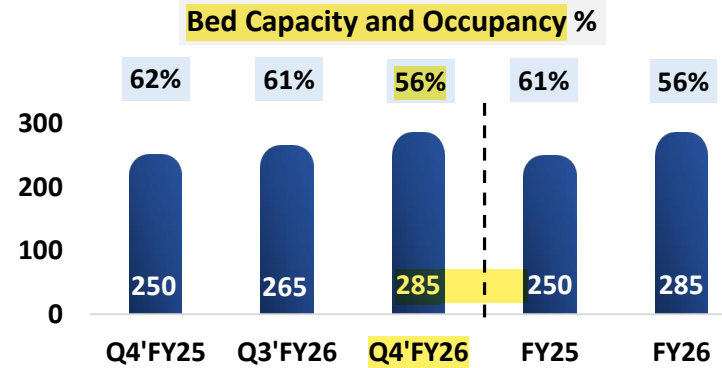
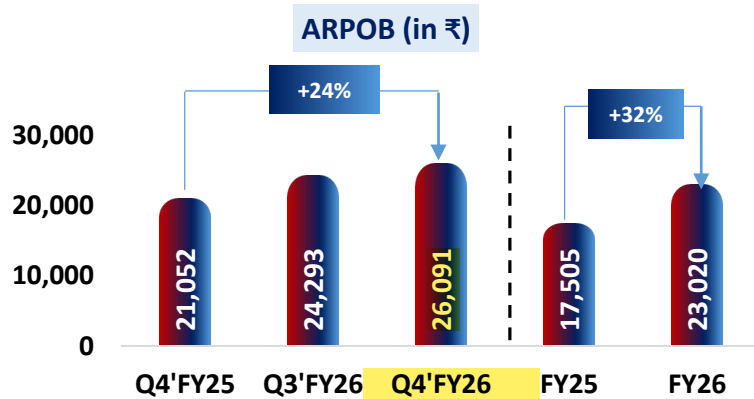


4.2 Days ALOS
Super-Specialty Unit

5.9 Days ALOS
Cancer Hospital Unit

Unit-wise ARPOB, Bed Capacity and Occupancy %

Super-Specialty Hospital Unit



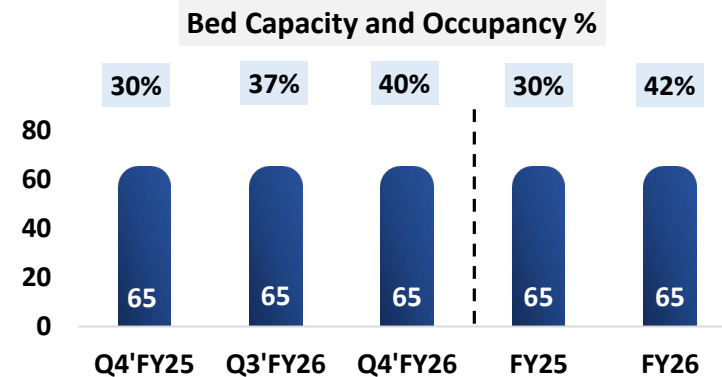
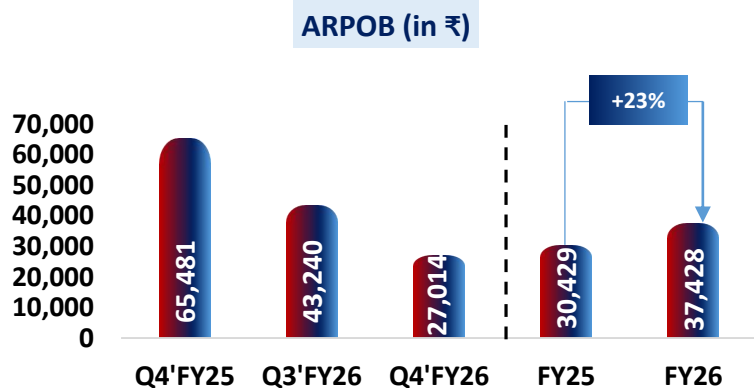
Reasons for Increase in ARPOB (Q4 vs Q3) in Super-Specialty Unit:

- Higher revenue realization, Enhanced Case-mix and Higher ICU/Critical care utilization

Reasons for decrease in Occupancy % (Q4 vs Q3) in Super-Specialty Unit:

- Primarily due to the expansion in bed capacity, which temporarily outpaced patient volume growth.

Cancer Hospital Unit



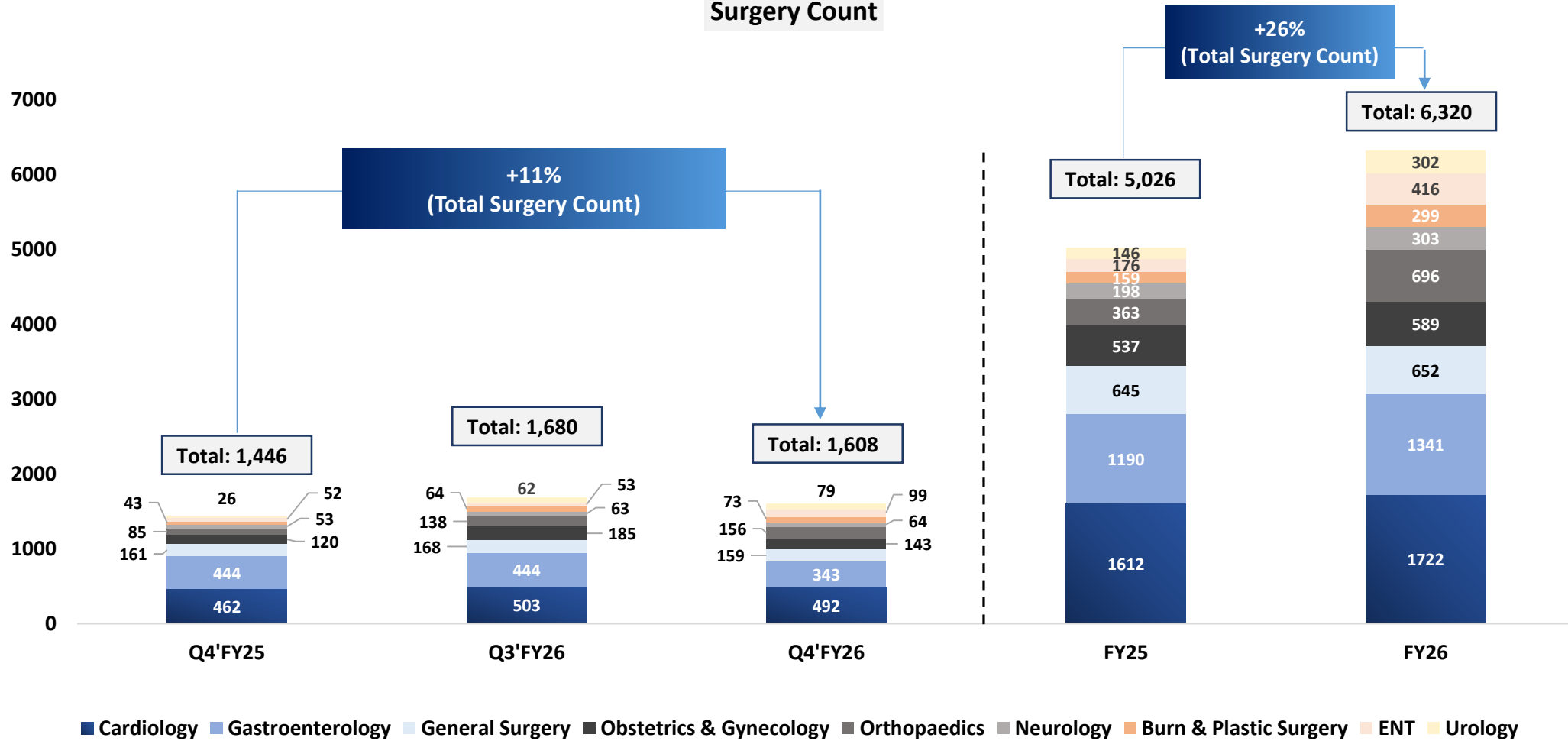
Reasons for Decrease in ARPOB (Q4 vs Q3) in Cancer Unit:

- Due to lower patient volumes and a temporary pause in the Govt. funded "Ayushman Bharat" cases amid delayed and reduced reimbursements.

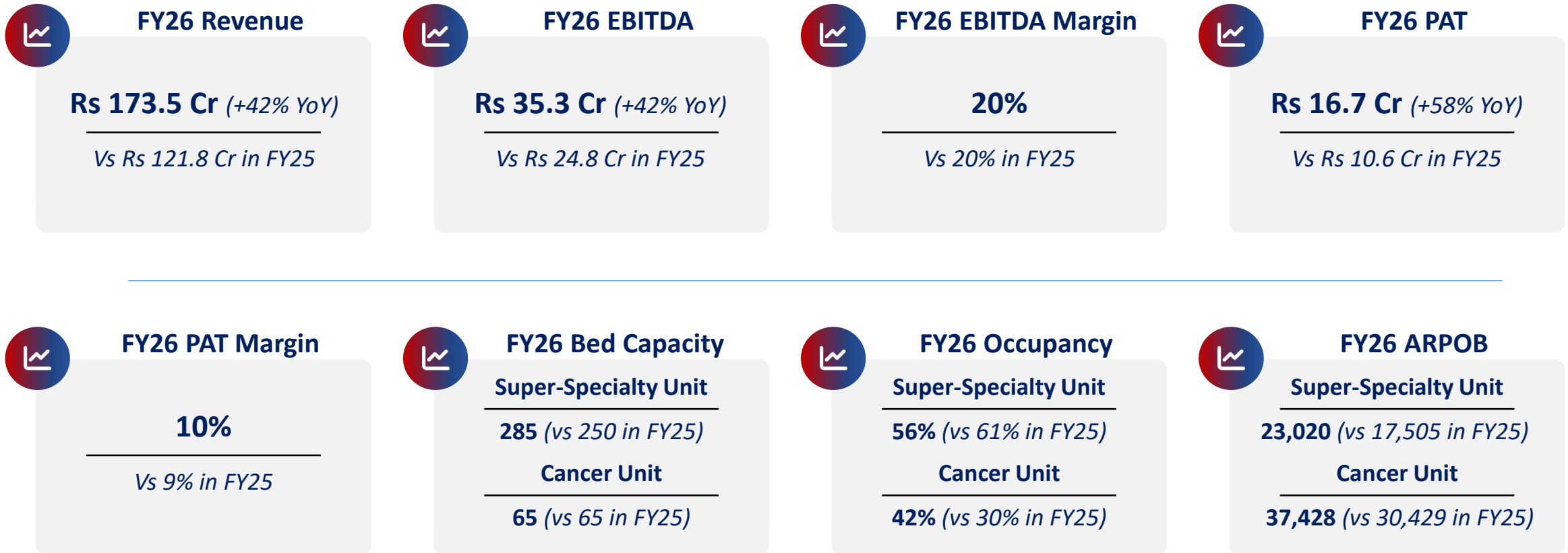
* During Q4'FY26, Total bed capacity across both the hospital units was at 350 out of which Effective beds were at 297.

Surgery Count

Surgery Count



Annual Snapshot – FY26



* Financials are on Consolidated basis.

Annual Profit and Loss Summary

Standalone			
(₹ in Lakhs)			
Particulars	FY25*	FY26	YoY%
Revenue from operations	12,178	17,320	42%
Material costs	(2,786)	(3,881)	39%
Employee benefit expenses	(1,861)	(2,621)	41%
Other expenses	(5,025)	(7,267)	45%
EBITDA	2,506	3,551	42%
EBITDA Margin %	21%	21%	
Depreciation and Amortization	(1,262)	(1,144)	-9%
Other Income	636	278	-56%
EBIT	1,880	2,685	43%
EBIT Margin %	15%	16%	
Finance costs	(408)	(424)	4%
EBT	1,471	2,261	54%
Taxes	(373)	(553)	48%
PAT	1,098	1,708	56%
PAT Margin %	9%	10%	

Consolidated			
(₹ in Lakhs)			
Particulars	FY25*	FY26	YoY%
Revenue from operations	12,178	17,350	42%
Material costs	(2,786)	(3,881)	39%
Employee benefit expenses	(1,863)	(2,647)	42%
Other expenses	(5,053)	(7,295)	44%
EBITDA	2,476	3,528	42%
EBITDA Margin %	20%	20%	
Depreciation and Amortization	(1,268)	(1,154)	-9%
Other Income	631	270	-57%
EBIT	1,839	2,644	44%
EBIT Margin %	15%	15%	
Finance costs	(408)	(424)	4%
EBT	1,431	2,219	55%
Taxes	(373)	(553)	48%
PAT	1,058	1,666	58%
PAT Margin %	9%	10%	

* FY25 figures have been restated/reclassified wherever necessary to conform to the current year's presentation and classification of the financial statements.

Balance Sheet (Standalone)



(₹ in Lakhs)

Equity and Liabilities	FY25*	FY26	Assets	FY25*	FY26
I. EQUITY			III. Assets		
1. Shareholder's funds			1. Non-current assets		
(a) Share capital	1,968	1,968	(a) Property, plant and equipment	10,342	10,990
(b) Reserves and surplus	6,176	7,884	(b) Non-current investments	1	1
II. Liabilities			(c) Long-term loans and advances	147	280
1. Financial liabilities			(d) Other non-current assets	261	1,012
(a) Long-term borrowings	3,383	3,501	2. Current assets		
(b) Short-term borrowings	1,473	2,255	(a) Inventories	228	322
2. Non-current liabilities			(b) Trade receivables	3,980	5,407
(a) Long-term Provisions	120	109	(c) Cash and cash equivalents	1,431	1,294
(b) Deferred tax liabilities (net)	337	302	(d) Short-term loans and advances	26	54
(c) Other Non-current liabilities	346	724	(e) Other current assets	14	30
3. Current liabilities					
(a) Trade payables	1,273	1,656			
(b) Short-term Provisions	36	62			
(c) Other current liabilities	1,318	928			
TOTAL	16,431	19,389	TOTAL	16,431	19,389

* FY25 figures have been restated/reclassified wherever necessary to conform to the current year's presentation and classification of the financial statements.

Balance Sheet (Consolidated)

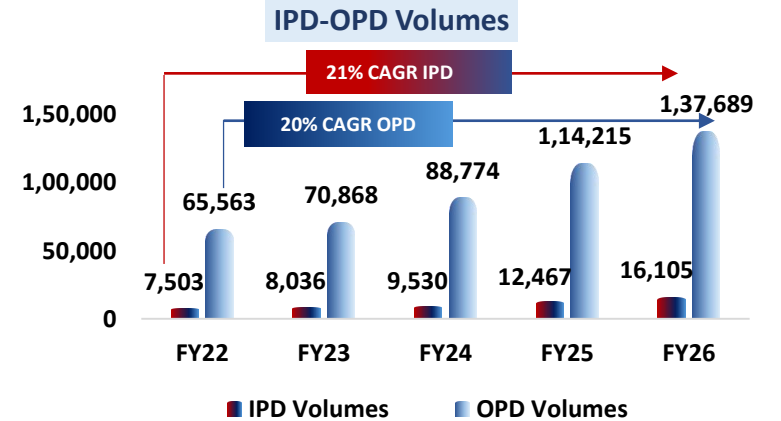
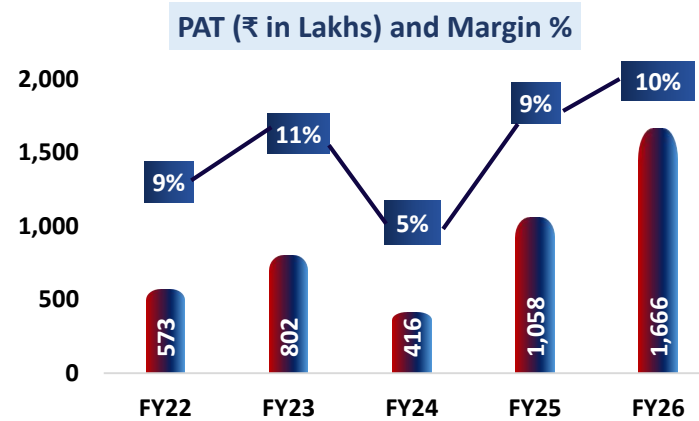
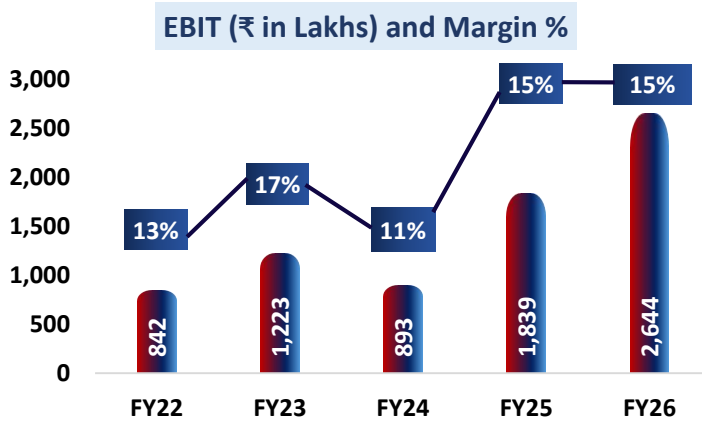
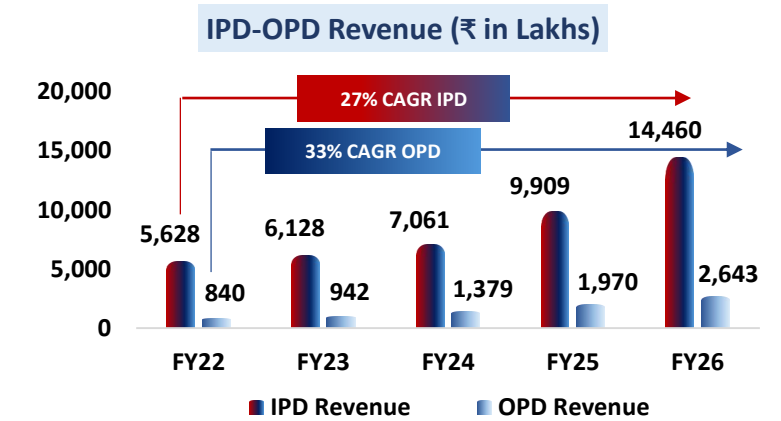
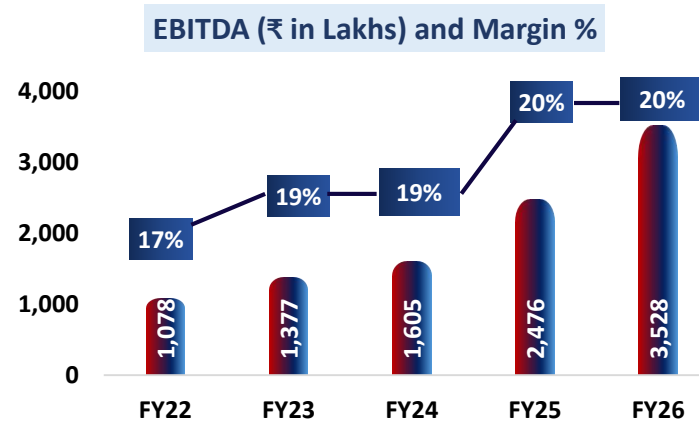
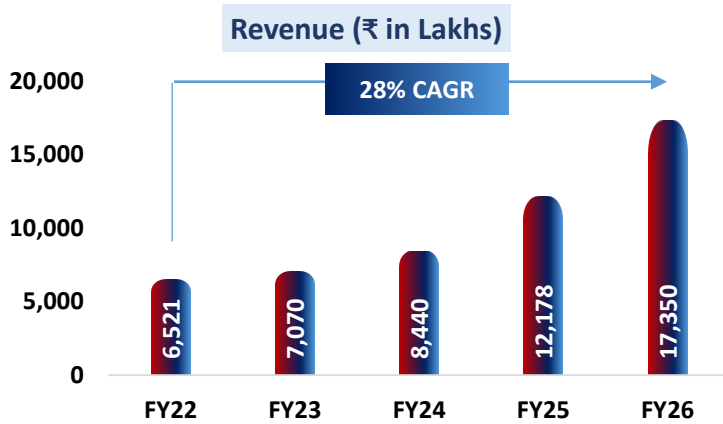


(₹ in Lakhs)

Equity and Liabilities	FY25*	FY26	Assets	FY25*	FY26
I. EQUITY			III. Assets		
1. Shareholder's funds			1. Non-current assets		
(a) Share capital	1,968	1,968	(a) Property, plant and equipment	10,358	10,999
(b) Reserves and surplus	6,131	7,797	(b) Non-current investments	0	0
II. Liabilities			(c) Long-term loans and advances	61	104
1. Financial liabilities			(d) Other non-current assets	279	1,074
(a) Long-term borrowings	3,383	3,501	2. Current assets		
(b) Short-term borrowings	1,473	2,255	(a) Inventories	228	322
2. Non-current liabilities			(b) Trade receivables	3,980	5,412
(a) Long-term Provisions	120	109	(c) Cash and cash equivalents	1,442	1,306
(b) Deferred tax liabilities (net)	337	302	(d) Short-term loans and advances	26	70
(c) Other Non-current liabilities	346	724	(e) Other current assets	14	30
3. Current liabilities					
(a) Trade payables	1,273	1,657			
(b) Short-term Provisions	37	62			
(c) Other current liabilities	1,321	941			
TOTAL	16,389	19,316	TOTAL	16,389	19,316

* FY25 figures have been restated/reclassified wherever necessary to conform to the current year's presentation and classification of the financial statements.

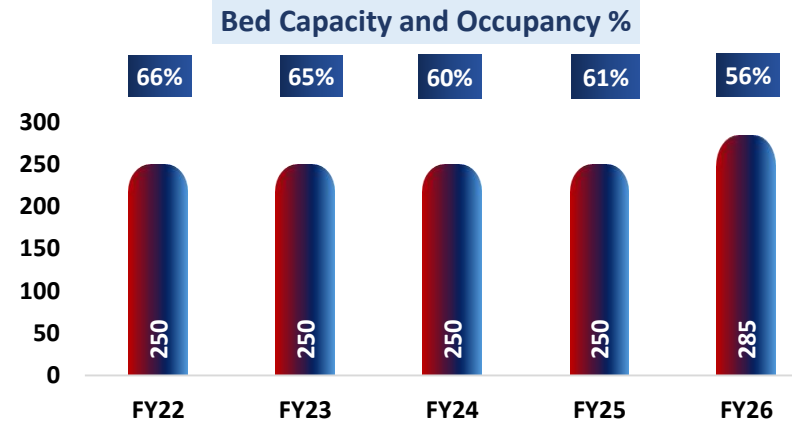
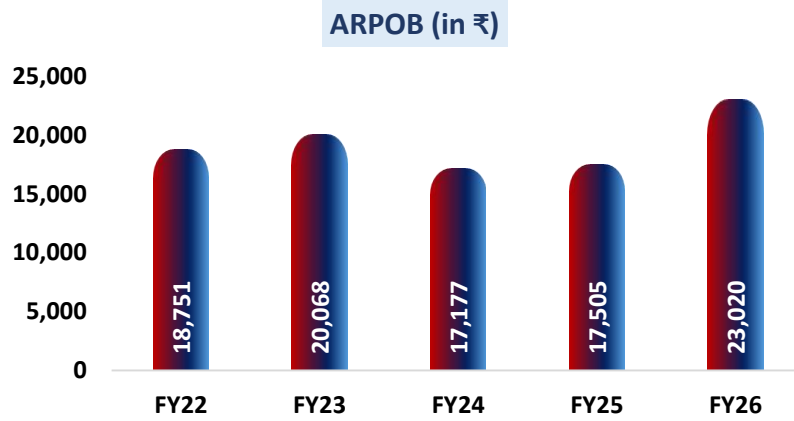
Consistent Value Creation Across Key Metrics



* 1) Annual Financials are on Consolidated basis.
2) IPD-OPD Data are on Consolidated basis (both hospital units).

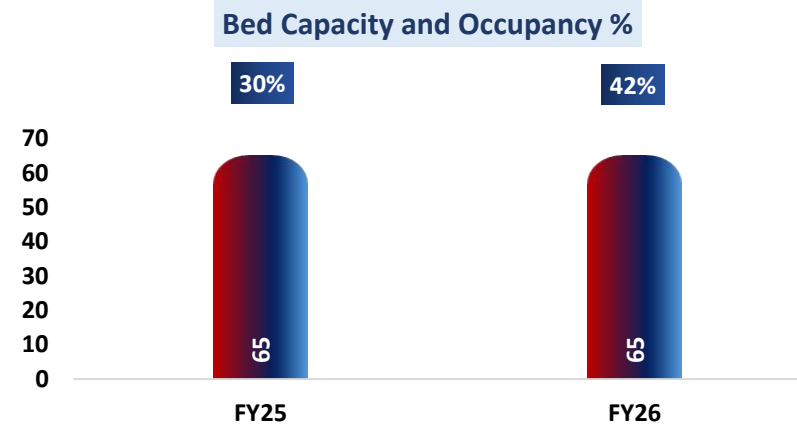
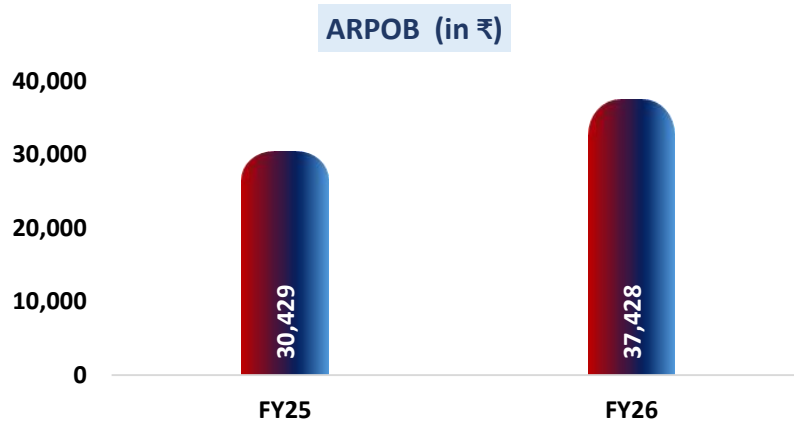
Driving Better Assets Monetization

Super-Specialty Hospital Unit



Super Specialty Unit: FY26 ARPOB increased due to Higher revenue realization, Enhanced Case-mix and Higher ICU/Critical care utilization. However, Occupancy decreased primarily due to the expansion in bed capacity, which temporarily outpaced patient volume growth.

Cancer Hospital Unit



Cancer Hospital Unit: FY26 ARPOB and Occupancy improved driven by a favourable case-mix with a higher share of complex, high-acuity oncology cases and growth in Radiation Oncology, supported by higher bed utilization and realizations, partly offsetting the impact of lower volumes and reduced government scheme cases.

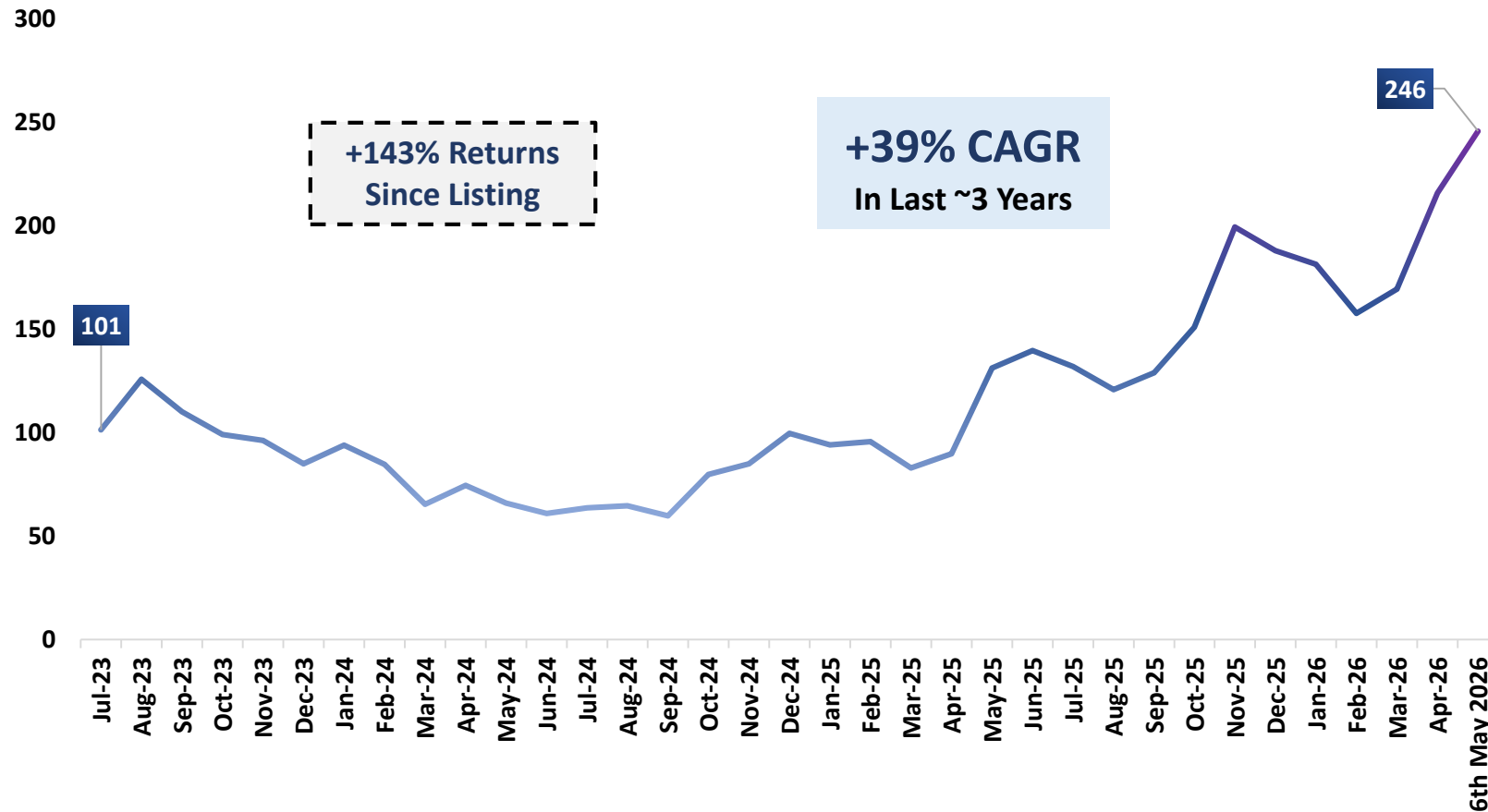
* Asarfi Cancer Institute was operationalized in FY25.



Unlocking Value Shareholder Snapshot

Delivering Consistent Shareholder Returns

Share Price History

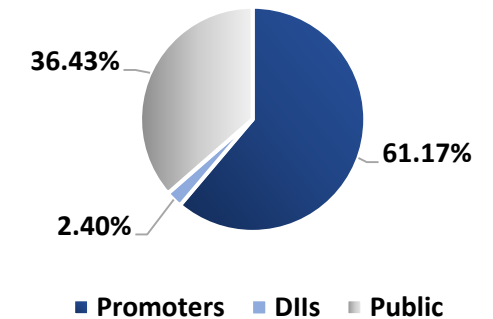


* Market Cap data is of 6th May, 2026.

Stock Info

BSE Scrip Code	SME: 543943
Shares Outstanding	1,96,77,300
52-Week Range (INR)	90 - 257
Free Float (%)	38.83%
Market Cap (INR Cr)	484
FY26 EPS (INR)	8.47
Net D/E (FY26)	0.46
ROCE (FY26)	17.03%
P/E (x)	29.04
P/BV (x)	4.96
PEG Ratio (x)	0.95
EV/Revenue (x)	3.05
EV/EBITDA (x)	14.98

Shareholding Structure (as of March 2026)



Vision and Strategic Partnership

Scaling Operations: Vision for 2028 and Beyond

Capacity Expansion and Consolidation



- Increasing bed capacity in the Super-specialty hospital from 285 to 350, contingent upon demand.
- Expanding bed capacity in the Cancer hospital from 65 to 150 (+85) by the end of FY27.
- Gearing up for the next level of growth, backed by strong operational focus and execution rigor.

New Verticals & Partnerships



- Establishing a Bone Marrow Transplant unit in the cancer hospital by the end of FY27 to strengthen oncology care capabilities.
- Exploring strategic management contracts with other healthcare players in the nearby region.

Education Business



- Healthcare Management & Research Institute in Ranchi under construction; courses to launch by FY28.
- Asarfi Education Foundation proposes the launch of integrated B.Com LLB program, with plans to seek approval from the Bar Council of India during the current financial year for admissions in the 2027 academic session.

Vision 2028



500+
Beds




₹ 32K-35K
ARPOB



₹ 400 Cr
Revenue



23-25%
EBITDA
Margin



Partnering for Growth: Multi-Organ Transplant Initiative



Partnership Overview – Q2'FY26 Multi-Organ Transplant Unit

Asarfi Hospital
Jharkhand, India



Gleneagles Hospital
Chennai, India

- **Jharkhand's first-ever Multi-Organ Transplant Unit** bringing world-class transplant services for heart, lungs, kidney, liver, and bone marrow under one roof.
- **Gleneagles Hospital**, recognised for India's first adult liver swap and single lung transplant procedures, will provide the specialist expertise.

Key Impact:

Collaboration marks a transformative shift in Jharkhand's healthcare landscape, transforming it from a "Medical Desert" into a "Medical Destination" and reducing patient dependency on metro cities like Delhi, Mumbai, Kolkata or Chennai.



Transplant Services 5 Organ Types



Heart



Lungs



Kidney



Liver



Bone Marrow



Project Status

- A dedicated floor has been allocated for the transplant unit, with consultation and diagnostic services to begin by Q1'FY27.
- Full scale transplant procedures with best-in class equipments will begin following final approval from State Govt.



Asarfi Hospital At A Glance

Asarfi Hospital: Leading Healthcare Player In Jharkhand



Healthcare Excellence Since 2005

- Serving Dhanbad and neighboring areas for 20 years with affordable, best-in-class healthcare facilities. Operating two hospitals with 330 total beds across Super-Specialty and Cancer Care Units.
- The Super-Specialty hospital is the first and only in Dhanbad region with 23+ specialized facilities, offering advanced and comprehensive critical care, emergency care, cardiac care, diagnostics and other multi-specialty services all under one roof.
- In 2024, Asarfi Cancer Institute was established which is now the first dedicated comprehensive cancer care hospital and just 1 out of 3 cancer hospital in the state of Jharkhand.



Expert Medical Team

- 110+ doctors including 90+ full-time in-house doctors and remaining visiting doctors.
- 1,100+ nursing staff and support staff.




20+ Years of Experience



Trusted Healthcare Partner

- Empaneled with Govt of Jharkhand for Mukhyamantri Gambhir Bimari Upchar Yojana (MGBUY), East Central Railway, Coal India Ltd, Leading TPAs and many other reputed Govt agencies.

Journey Over The Years



2005-2009: Foundation

- **2005:** Asarfi Hospital was incorporated in Dhanbad
- **2008:** Started IPD Department
- **2009:** Established Burn Department



2016-2024: Expansion and IPO

- **2016:** Completed Expansion of Block-A and increased Bed capacity to 120 Beds
- **2017:** Established Cardiac department and started construction of Block-B
- **2019:** Land allocated for Cancer Hospital and started construction of Block-C
- **2022:** Started construction of Cancer Hospital
- **2023:** Raised ₹26.94 Cr through IPO and listed on BSE-SME platform
- **2024:** Operationalised the new Cancer Hospital in Ranguni with initial capacity of 50 beds – Just 1/3 in Jharkhand



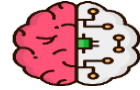
2025-2026 and Beyond: Partnerships and Tech Upgradation

- **2025:** Signed MoU with Gleneagles Hospital, Chennai to set up Jharkhand's 1st Multi-Organ Transplant Unit
- **2026:** Upgraded Cath Lab with the advanced Philips Azurion 5 M12 Image Guided Therapy System to enhance interventional cardiology and cardiac care capabilities
- **2026:** Installed GE Healthcare Dual-Detector SPECT Gamma Camera at Asarfi Cancer Institute to strengthen nuclear medicine diagnostics and therapeutic services

Our Departments



Cardiology



Neurosciences



General medicine



Paediatrics &
Neonatology



Obstetrics &
Gynaecology



General Surgery



Gastroenterology



Orthopaedics



Burn & Plastic Surgery



Oncology



Nephrology



Urology



Ophthalmology



ENT



Day Care services



Dental Sciences



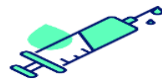
Physiotherapy



Emergency



Nutrition & Dietetics



Anaesthesiology &
Critical Care



Radiology



Pulmonology



Pain Management



PHC



* Actual photo of Asarfi Hospital.

Backed By Cutting-Edge Infrastructure and Facilities

Asarfi Hospital, Dhanbad



285 Beds | ₹23,020 ARPOB |
56% Occupancy | ALOS 4.2 Days

- Established in 2005
- Specialty in Cardiology, General Medicine and Neurology (~60% Revenues)
- Facilities: Full-fledged High Dependency Unit, Emergency Department, Outpatient consultation, CCU, ICU, NICU, SICU and Labor Room



Varian Tru Beam



Philips Azurion 5 M12
Image-Guided Therapy System



GE Dual Detector SPECT
Gamma Camera

Asarfi Cancer Institute, Dhanbad



65 Beds | ₹37,428 ARPOB |
42% Occupancy | ALOS 5.9 Days

- Established in 2024
- Specialty in Preventive Oncology, Medical Oncology, Surgical Oncology, Radiation Oncology, Day Care Chemotherapy, Nuclear Medicine and Pain Management
- USP: Just 1 out of 3 cancer hospitals in the state of Jharkhand

- Jharkhand's 1st and most Advanced Radiation Machine the "Varian Tru Beam", delivering precision cancer care, advance imaging & tracking and faster treatment delivery.
- Investment in GE Healthcare's Dual-Detector SPECT Gamma Camera (nuclear imaging systems) positions Asarfi Cancer Institute among the first hospitals with this technology in the entire state of Jharkhand and strengthens it as a comprehensive cancer care facility.
- Upgrading existing Cath Lab with the Philips Azurion 5 M12 Image-Guided Therapy System, with addition of IVUS capability, enabling interventional teams to perform challenging cardiac interventions.

Competitive Strengths

Concentric Impact

30 Lakh+

Population Served

1 out of 3

Cancer Hospital
in Jharkhand

110+

Medical
Professionals




Regional dominance creates a defensible geographic moat



Regional Advantage

- Eastern India's healthcare market offers a compelling growth opportunity, underpinned by low penetration of organized hospital chains, high population density, and rising health insurance adoption.
- Strong oncology positioning with presence as 1 of only 3 cancer hospitals in Jharkhand, enabling regional referral dominance and high-value case mix.
- Limited healthcare infrastructure & low bed density, leading to structural supply-demand gap and reduced competitive intensity versus metro markets.



Technology Leadership

- Equipped with Jharkhand's first and most advanced Linear Accelerator radiation machine- The Varian True Beam, GE's Dual Detector SPECT Gamma Camera and Philips Azurion 5 M12 Image-Guided Therapy System.



Financial and Operational Stability

- Consistent operational and financial performance with strong revenue growth, healthy operating margins, increasing profits and stable capital structure.

A Scalable Regional Healthcare Leader




*Strong regional dominance,
robust financials and clear
growth roadmap*



Robust financial performance with 28% Revenue CAGR in last 4 years, 42% YoY Revenue Growth in FY26, 20% EBITDA Margins, 10% PAT Margins and 17% ROCE as of FY26. In Q4'FY26, Revenue grew by 29% YoY with 17% EBITDA Margins and 9% PAT Margins.



Asarfi Hospital is proudly serving the people of Dhanbad and progressively extending its healthcare services to neighboring districts including Bokaro, Giridih, Jamtara, Deoghar, Ramgarh, Hazaribagh, and Koderma.



Clear growth path with focus to unlock scale and profitability in cancer hospital through bed capacity expansion, establishing a Bone Marrow Transplant Unit and also actively exploring O&M contracts in the region.

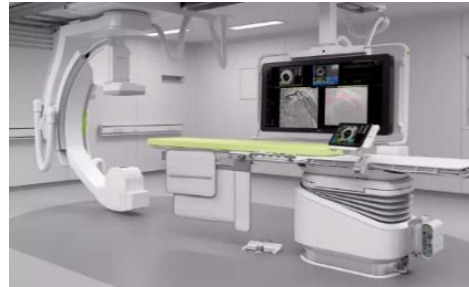


Founded and led by a first-generation entrepreneur now with 20+ years of healthcare experience, in close collaboration with a distinguished and highly experienced team of doctors.



Team of highly qualified and experienced medical professionals delivering exceptional care.

Key Developments During The Year



- Upgraded existing Cath-Lab with **Philips Azurion 5 M12 Image Guided Therapy System** which has been operationalized in March 2026, enhancing interventional cardiology capabilities and enabling improved cardiac diagnostic and therapeutic care delivery.
- Asarfi Cancer Institute installed the **GE Healthcare's Dual-Detector SPECT Gamma Camera** (nuclear imaging systems) to strengthen nuclear medicine diagnostics and therapeutic services.



- **Expanded cardiac care capacity** in the **Super-Specialty unit** from **25 to 45 beds** and strategically restructured the cardiology unit to strengthen operational efficiency, streamline workflows, and support rising demand for specialized cardiac care.



- **CSR initiatives** during the year focused on preventive healthcare, with **~₹21.3 lakh** deployed toward an HPV screening program for **650 underprivileged women** in Dhanbad. Implemented through Asarfi Charitable Trust, the initiative enabled early cervical cancer detection via RT-PCR DNA testing alongside awareness and outreach activities, with full fund utilization.



- **Partnered with Gleneagles Hospital, Chennai**, to establish **Jharkhand's first-ever Multi-Organ Transplant Unit** for heart, lungs, kidney, liver, and bone marrow.

* Actual photo of Asarfi Hospital.

Leadership Team



Harendra Singh
Promoter & CFO

- A visionary entrepreneur inspired by the Company's Purpose—Health for All.
- Believes that good leaders must be passionate about learning and are focused to develop world-class organizations.
- Holds Bachelor of Science degree in Electronics from AN College, Patna and MBA from LBSIM, New Delhi.



Udai Pratap Singh
Promoter & MD

- Started his career in 2017, he is a process and system driven person and believes strongly in "quality" and "efficiency" in healthcare.
- Graduated from PES Institute of Technology and pursued his master's degree from University of Cincinnati, USA.



Sukanti Kumar Das
Non-Executive Director

- Renowned Consultant Gynaecologist with over 35 years of experience.
- Previously, the Deputy CMO in Central Hospital, Dhanbad and the Chairman of FOGSI at Dhanbad, Jharkhand.
- Graduated from R.G. Kar Medical College in Calcutta and completed DGO, MD from PGI Chandigarh.



Madhuri Singh
Executive Director

- Directs the Quality, Housekeeping and Diet & Nutrition for the hospital.
- She has excellent cleanliness skills and is experienced in the field for over 10 years.
- Innovation, quality, and exclusivity are her guiding principles.



Gopal Singh
Executive Director

- Experienced individual with a strong background in civil construction and procurement.
- Facilitates seamless collaboration between cross-functional teams.

Thank You

Contact Details:

Mr. Udai Pratap Singh

Managing Director (MD)

Email Id - cs@asarfihospital.com