

May 28, 2025

BSE Limited Phiroze Jeejeebhoy Towers, Dalal Street, Mumbai- 400 001	National Stock Exchange of India Limited Exchange Plaza, C-1, Block-G Bandra Kurla Complex, Bandra (E) Mumbai- 400 051
Scrip Code: 543983	NSE Symbol: EMSLIMITED

Subject: - Investor Presentation for the Quarter and Financial Year ended March 31, 2025

Dear Sir/Ma'am,

Pursuant to Regulation 30 of SEBI (Listing Obligations and Disclosure Requirements) Regulations, 2015, please find enclosed herewith Investor Presentation for the Quarter and Financial Year ended March 31, 2025.

Request you to take the same on your records.

Thanking you.

Yours faithfully,
For **EMS Limited (formerly known
as EMS Infracon Pvt Ltd)**

Ashish Tomar
Managing Director & CFO
DIN: 03170943

Encl: as stated above

sustainable growth



Corporate Presentation

DISCLAIMER

This presentation has been prepared by EMS Limited ("EMS" or the "Company") solely for information purposes. It does not constitute an offer, recommendation or invitation to purchase or subscribe to any securities. It shall not form the basis or be relied on in connection with any contract or binding commitment whatsoever. No offering of securities of the Company will be made except by means of a statutory offering document containing detailed information about the Company.

This Presentation has been prepared by the Company based on information and data which the Company considers reliable, but the Company makes no representation or warranty, express or implied, whatsoever, and no reliance shall be placed on the truth, accuracy, completeness, fairness and reasonableness of the contents of this Presentation. This Presentation may not be all-inclusive and may not contain all of the information that you may consider material. Any liability with respect to the contents of, or any omission from, this Presentation is expressly excluded.

No relevant person shall have any liability whatsoever for any errors or omissions or any loss howsoever arising, directly or indirectly, from any use of this presentation or the information contained herein or its contents or otherwise arising in connection herewith. The information contained in, and the statements made in, this presentation should be considered in the context of the circumstances prevailing at the time. There is no obligation to update, modify or amend such information or statements or to otherwise notify any recipient if any information or statement set forth herein, changes or subsequently becomes inaccurate or outdated. The information contained in this document is provided as at the date of this document and is subject to change without notice.

Certain matters discussed in this Presentation may contain statements regarding the Company's market opportunity and business prospects that are individually and collectively forward-looking statements. Such forward-looking statements are not guarantees of future performance and are subject to known and unknown risks, uncertainties and assumptions that are difficult to predict. These risks and uncertainties include but are not limited to the performance of the Indian economy and of the economies of various international markets, the performance of the industry in India and worldwide, competition, the Company's ability to successfully implement its strategy, the Company's future levels of growth and expansion, technological implementation, changes and advancements, changes in revenue, income or cash flows, the Company's market preferences and its exposure to market risks, as well as other risks. The Company's actual results, levels of activity, performance or achievements could differ materially and adversely from results expressed in or implied by this Presentation. The Company assumes no obligation to update any forward-looking information contained in this Presentation. Any forward-looking statements and projections made by third parties included in this Presentation are not adopted by the Company, and the Company is not responsible for such third-party statements and projections.

This Presentation may not be reproduced in any form or redistributed to any other person and may not be published, retransmitted, summarized, forwarded, distributed, in whole or in part, for any purpose. This presentation is not directed to, or intended for distribution to or use by, any person or entity that is a citizen or resident or located in any locality, state, country or other jurisdiction where such distribution, transmission, publication, availability or use would be contrary to law or regulation or which would require any registration or licensing within such jurisdiction. Any failure to comply with these restrictions may constitute a violation of applicable securities laws.

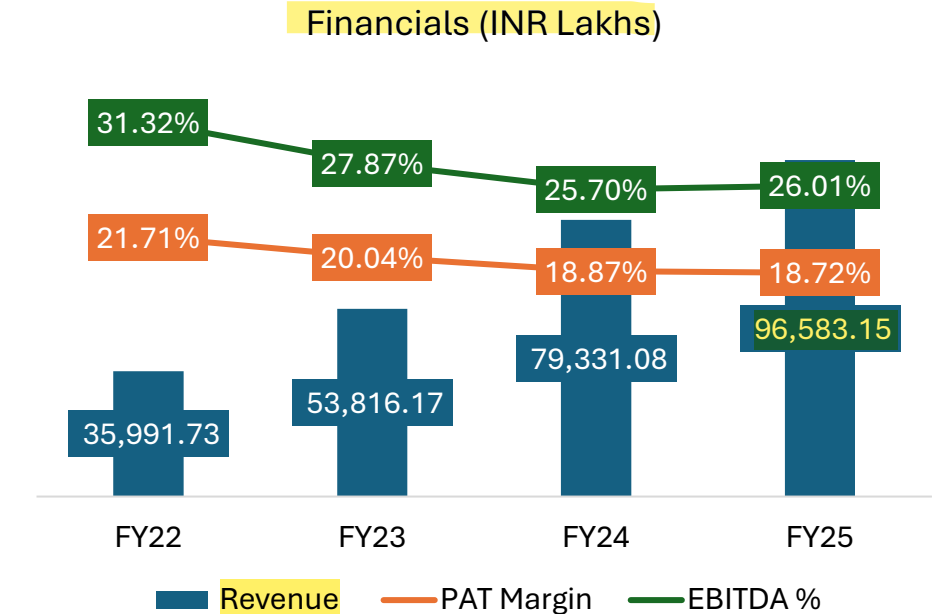
This presentation does not create any legally binding obligations on the part of any relevant party. The information contained herein does not constitute investment, legal, accounting, regulatory, taxation or other advice and the information does not take into account your legal, accounting, regulatory, taxation or financial situation or particular needs. You are solely responsible for forming your own opinions and conclusions on such matters and the market and for making your own independent assessment of this information. You are solely responsible for seeking independent professional advice in relation to this presentation and any action taken on the basis of this information. By participating in this presentation, you agree to be bound by the limitations set out herein.

Multi-disciplinary EPC player in India

Company Overview

- **Multi disciplinary EPC company** having a **established track record for more than a decade**
- Primarily engaged in the business of providing EPC and Operation & Maintenance (“O&M”) services in water and waste-water segment
- We have also provided EPC services in electrical transmission and distribution and building and public infrastructure facilities
- We are one of the few companies having end to end competence in sewerage laying works and STP allowing us to participate in bundled projects
- Turnkey solution provider with full stack inhouse capabilities across the value chain, leveraging a scalable and asset light business model, strong financial position and industry experience
- Many of our projects are world bank funded through local/ state government bodies
- **ISO 9001:2015 Certified** for quality management system
- **As on March 31, 2025, our total unexecuted consolidated Order Book stands at ₹ 223643.00 lakhs** which includes 27 active EPC including 12 bundled projects with O&M scope.

Financial Snapshot



Key Highlights

14
years since
inception

5
states of project
presence

18
projects delivered
since 1st April 2021

530
Employees
as on 31st March 2025

126
Engineers
as on 31st March 2025

Key Investment Highlights



Industry overview and growth drivers



Multidisciplinary EPC company having an established track record of more than a decade



Turnkey solution provider with full stack inhouse capabilities across the value chain, leveraging a scalable and asset light business model, strong financial position and industry experience



Executed multiple projects in the past



Experienced Promoters and senior management team

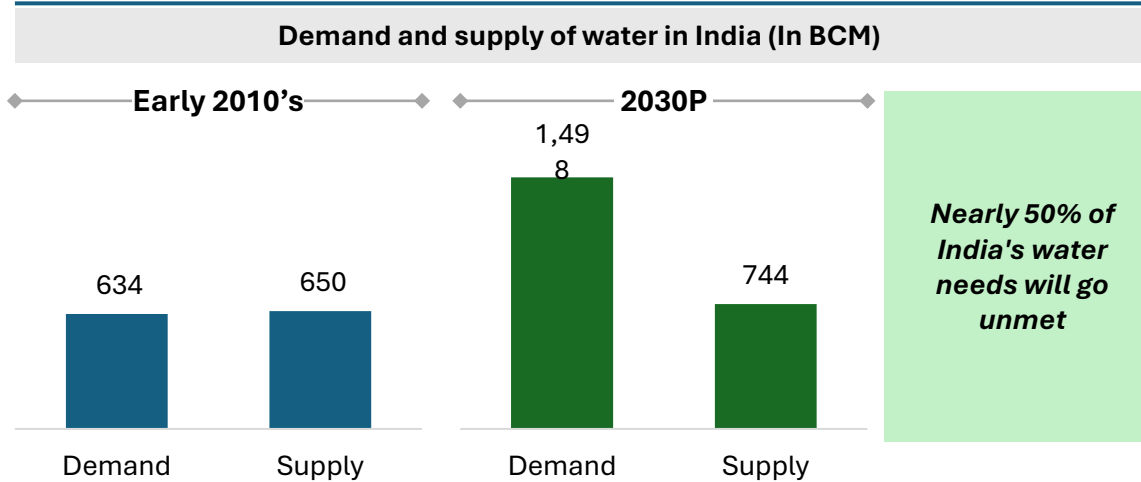
The left side of the slide features a vertical decorative band. It is divided into three sections: a solid green triangle at the top, a textured grey band in the middle, and a blue and green abstract pattern at the bottom. The abstract pattern resembles a close-up of a plant or a microscopic view of a material.

01

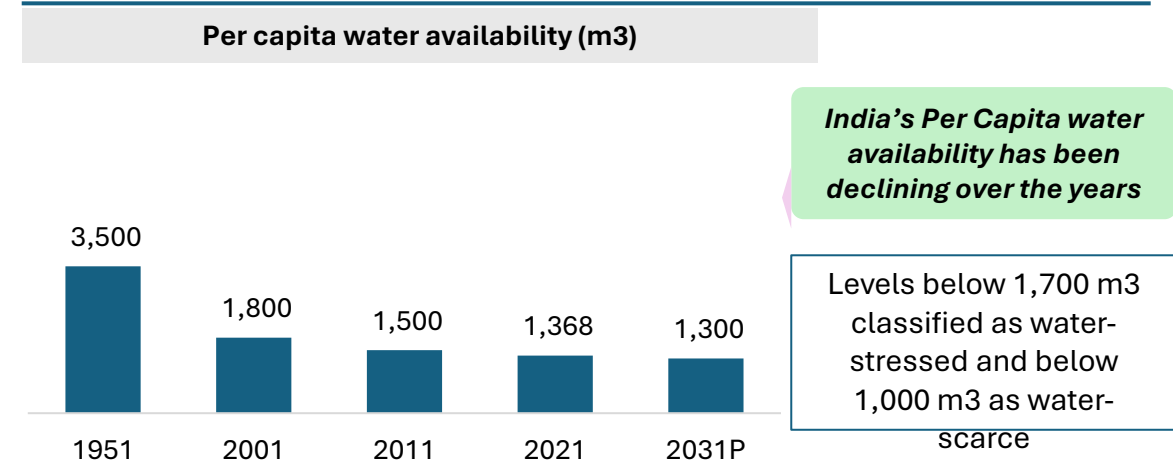
Industry overview and growth drivers

India is facing an alarming water crisis, with demand projected to significantly outstrip supply by 2030...

India's Water demand is skyrocketing at an unprecedented pace, creating a stark contrast with the far cry of sluggish growth in supply...



...leading to being in “water stressed condition” since 2011...

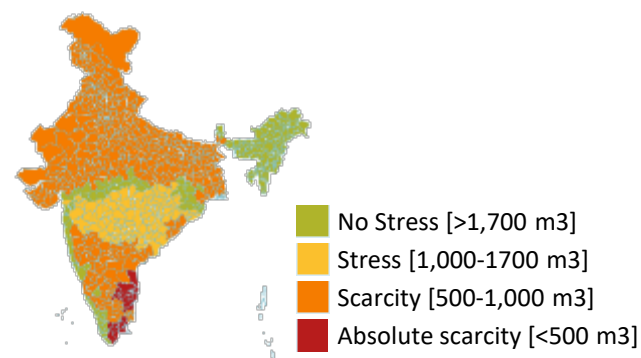


Water scarcity/water stress in India is highest at 66% when compared to other developing economies

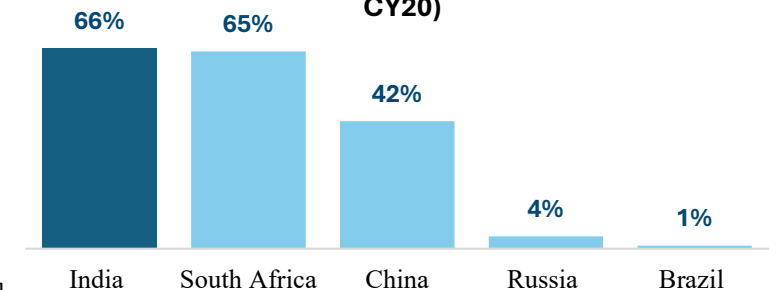
The only country among top 5 economies having major water crisis..

- Ranking 120 among 122 countries in water quality index
- Ranking 13th among 17 countries with extremely high “**water stress**”
- India has ~18% of Global Population but has only 4% of global world's freshwater resources

...with most of India in the orange and red zones, indicating significant infrastructure underdevelopment



Water Stress in India and other developing countries (% CY20)

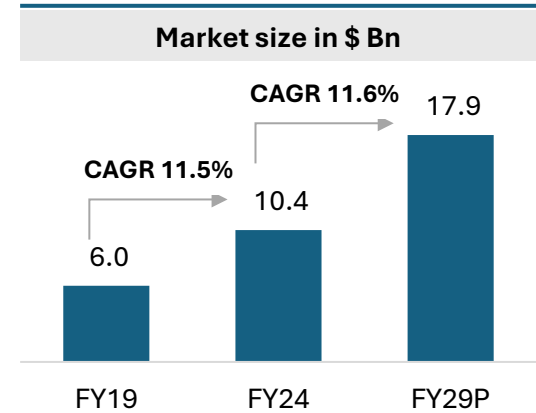


...As of FY24, more than 2M people affected by underground water contamination

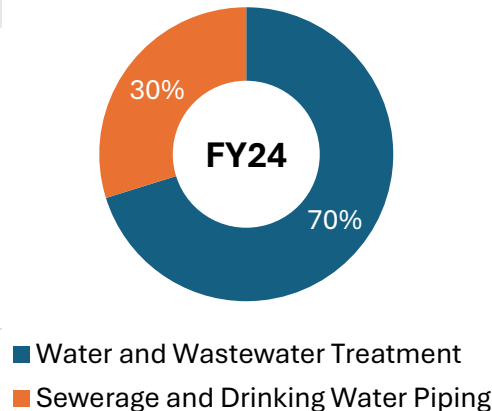
Threat of Contaminated Water Sources in India...

- 2 Mn+ people were affected by pollutants contaminating groundwater in India
- Every day, almost, 40M litres of wastewater enters rivers and other water Bodies every day with only a tiny fraction adequately treated
- ~70% of surface water resources are polluted
- 80% Indians maybe consuming 'poisonous' water

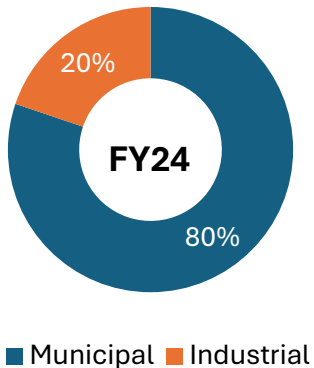
Indian water and waste water market is poised to grow at 11.6% CAGR...



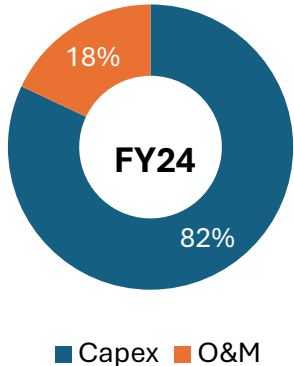
...to be delivered across modalities...



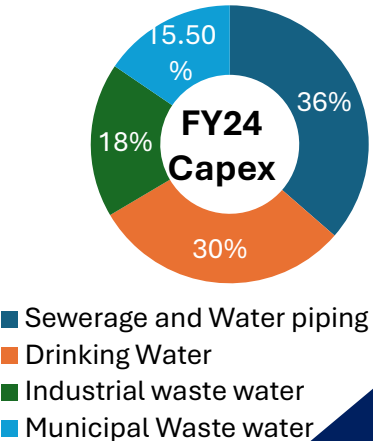
..significantly driven by municipal push



..with an equal focus on O&M and installing new projects

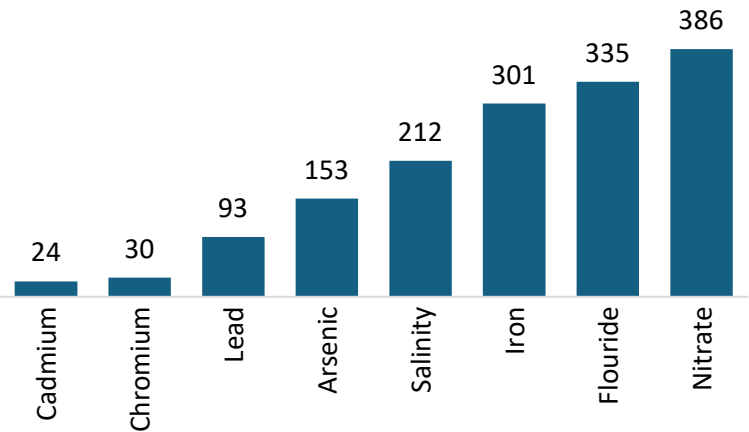


..with capex spends across multiple parts of the ecosystem



Number of districts affected by various toxins in groundwater reveals a clear hierarchy in contamination levels

Number of Affected districts by toxins present in ground water



As of FY24, 2Mn+ People got affected by underground water contamination



~5.9M cases of waterborne diseases are recorded annually in India

^Market size represents water and wastewater treatment solutions & sewerage and drinking water piping market size

Government initiatives



Scheme	Year Launched	Description	Budgetary Allocation
Pradhan Mantri Krishi Sinchayee Yojna – Har Khet Ko Pani (PMKSY-HKKP)	2021	<ul style="list-style-type: none"> Aimed at improving farm-level water accessibility and promoting efficient irrigation methods. Focuses on enhancing on-farm water use efficiency and sustainable conservation practices, with a specific emphasis on micro-irrigation (drip and sprinkler systems) under the "Per Drop More Crop" initiative. 	<ul style="list-style-type: none"> Central support to states: INR 37.4 Cr Total scheme outlay: INR 93K Cr
National Aquifer Mapping and Management (NAQUIM) Programme (Revised)	2022	<ul style="list-style-type: none"> Engages in outreach and execution of PIB-endorsed projects, focusing on infrastructure development for data generation under the GWM&R scheme. Implements advanced groundwater monitoring and mapping, including installation of 7,000 piezometers with telemetry, heliborne surveys over ~300,000 sq km in NW India, and 1,135 wells across 11 states.~300,000 sq km in NW India, and 1,135 wells in 11 states 	<ul style="list-style-type: none"> NAQUIM operates under the CGWB as part of the Ground Water Management and Regulation (GWM & R) Scheme, with a budget of INR 325Cr
Ground Water Management and Regulation (GWMR) (Revised)	2021	<ul style="list-style-type: none"> Focuses on aquifer and springshed mapping, aquifer rejuvenation, piezometer construction, and monitoring of groundwater levels and quality. Evaluates groundwater resources and oversees groundwater extraction regulation. 	<ul style="list-style-type: none"> Estimated budget for GWMR in 2024-25: INR 325Cr
Namami Gange	2014	<ul style="list-style-type: none"> Namami Gange Programme aims to abate pollution and rejuvenate the Ganga River through initiatives like sewerage treatment, river-front development, and biodiversity enhancement. Launched to rejuvenate River Ganga and its tributaries having 195 sanctioned sewerage projects having a total cost of INR 31,344 crs out of which 109 projects are now complete. 	<ul style="list-style-type: none"> Total allocation for 2014-21: INR 20K Cr Namami Gange Mission-II is approved with a budgetary outlay of Rs.22,500 crore till 2026
Atal Mission for Rejuvenation and Urban Transformation (AMRUT) 2.0	2021	<ul style="list-style-type: none"> Aim of providing basic civic amenities like water supply, sewerage, urban transport, parks as to improve the quality of life 	<ul style="list-style-type: none"> Budget of INR 299KCr, for five years from FY22 to FY26
Jal Shakti Abhiyan	2019	<ul style="list-style-type: none"> Designed to accelerate water conservation efforts across the nation. Key strategies include water conservation, rainwater harvesting, rejuvenation of traditional water bodies, and watershed development. 	<ul style="list-style-type: none"> Total allocation for 2024-25: ~INR 21K Cr. Central share: ~INR 8K Cr State share: ~INR 13K Cr, including AIBP and CAD works
Jal Jeevan Mission	2019	<ul style="list-style-type: none"> Jal Jeevan Mission targets safe drinking water for all rural households in India by 2024 through tap connections. It emphasizes water sustainability and a community-driven approach to create a nationwide water conservation movement. A transformative initiative dedicated to providing safe and ample drinking water to all rural households 	<ul style="list-style-type: none"> Total allocation for 2024-25: ~INR 70K Cr
Swachh Bharat Mission-Gramin	2014	<ul style="list-style-type: none"> Swachh Bharat Mission-Grameen (SBM-G) aimed to make rural India Open Defecation Free by constructing household toilets and promoting hygiene practices. Nationwide campaign launched in India to promote cleanliness, eliminate open defecation, and improve 	<ul style="list-style-type: none"> Total allocation for 2023-24: INR 5K Cr







The background of the slide features a vertical strip on the left with a green-to-white gradient at the top and a textured, wavy pattern in shades of blue and green below. The rest of the slide is white, with a grey rectangular box containing the number "02" and descriptive text.

02

Multidisciplinary EPC company having established track record of more than a decade

Multi disciplinary EPC company

The following are the various services lines under the relevant business segments in which the Company has worked and submitted bids in the past

Water and Waste Water segment		Electrical Transmission & Distribution works		Building and Public infrastructure facilities			
 Water Supply Scheme Projects	<ul style="list-style-type: none">• Water Treatment Plants• Pumping Stations• Pipeline laying• Reservoirs	Water Transmission & Distribution Projects	<ul style="list-style-type: none">• Transmission lines	 PD&T Projects	<ul style="list-style-type: none">• Design and construction of power transmission and distribution infrastructure• Designing and installing Electricity Transmission Networks• Substation Feeder Lines• Low Tension Distribution Lines	 Infra Projects	<ul style="list-style-type: none">• Road projects
 Industrial Waste Projects	<ul style="list-style-type: none">• Common Effluent Treatment Plants• Tertiary Treatment Plant• Associated infrastructure			 Building Construction Projects	<ul style="list-style-type: none">• Building and associated infrastructure		
 Waste Water Scheme Projects	<ul style="list-style-type: none">• Sewage Treatment Plants• Sewage Network Schemes• HAM Project						

The background of the slide features a vertical strip on the left with a green-to-white gradient and a textured pattern. The rest of the background is a blurred image of green, leafy plants. A dark blue diagonal bar is in the bottom right corner.

03

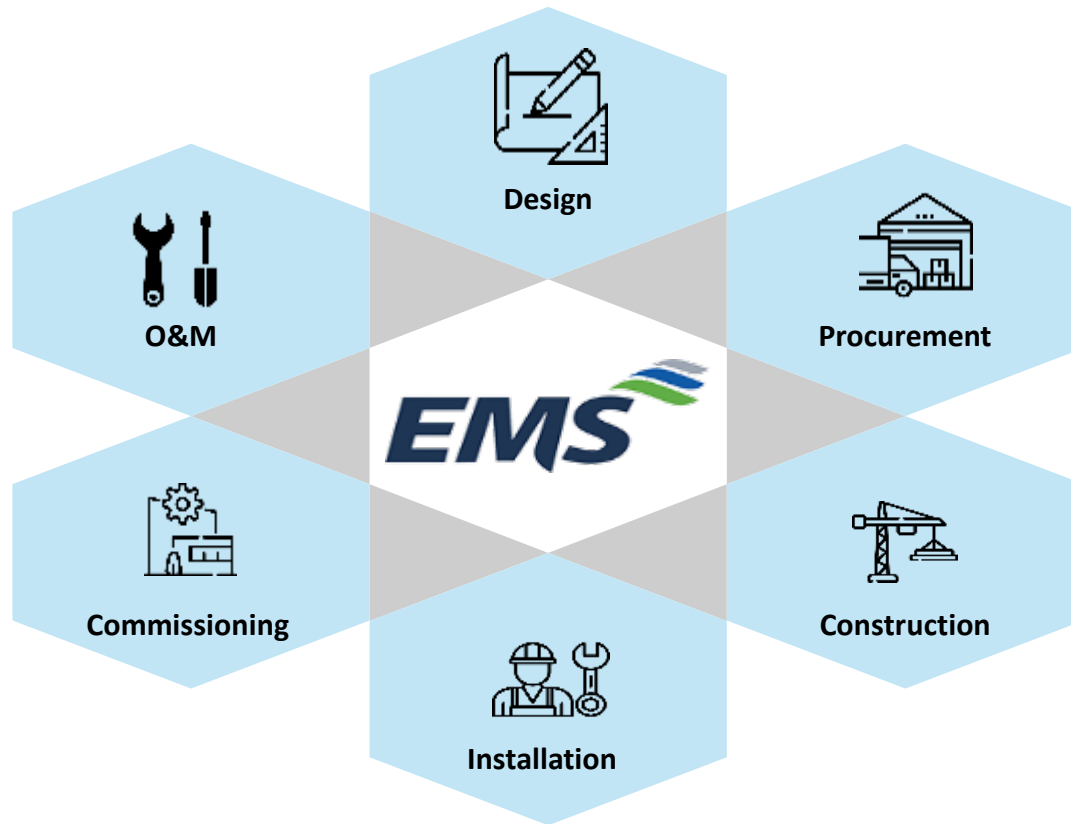
Turnkey solution provider with full stack inhouse capabilities across the value chain, leveraging a scalable and asset light business model, strong financial position and industry experience

Turnkey solution provider with full stack inhouse capabilities across the value chain, leveraging a scalable and asset light business model, strong financial position and industry experience



One of the few companies having end to end competence in sewerage laying works and STP allowing it to participate in bundled projects

Full stack inhouse capabilities



Company has 27 bundled projects with O&M scope as on 31st March 2025

Strong track record of more than a decade



- As of March 31, 2025, we had a team of 126 engineers
- Expertise spans an array of processes involving process design, process calculations, hydraulic calculations, design codes and standards, master drawing schedule, sewer/drainage network design, STP facilities layout, process flow diagram, hydraulic flow diagram, etc



Inhouse Civil Construction Team

- Reducing dependence on third parties to commission the projects
- we also have permanent employees for civil construction works



Strategic partnerships with other infrastructure and construction companies

- Partnerships with players to participate in larger projects or meet pre-qualification criteria's of projects
- Few active partnerships working through various segments as on March 31, 2025



Scalable and Asset light business model

- Focusing on leveraging strength of the brand, project execution and management capabilities
- Taking majority of equipments on lease to execute projects

The background of the slide is a vertical strip on the left side, featuring a close-up, artistic shot of water ripples. The water is a deep blue-green color, and the ripples create a sense of movement and depth. The rest of the slide has a white background with a light gray rectangular box containing the text and a dark blue square with the number '04'.

04

**Established track record of more than
a decade –
Executed 18 projects since 1st April
2021**

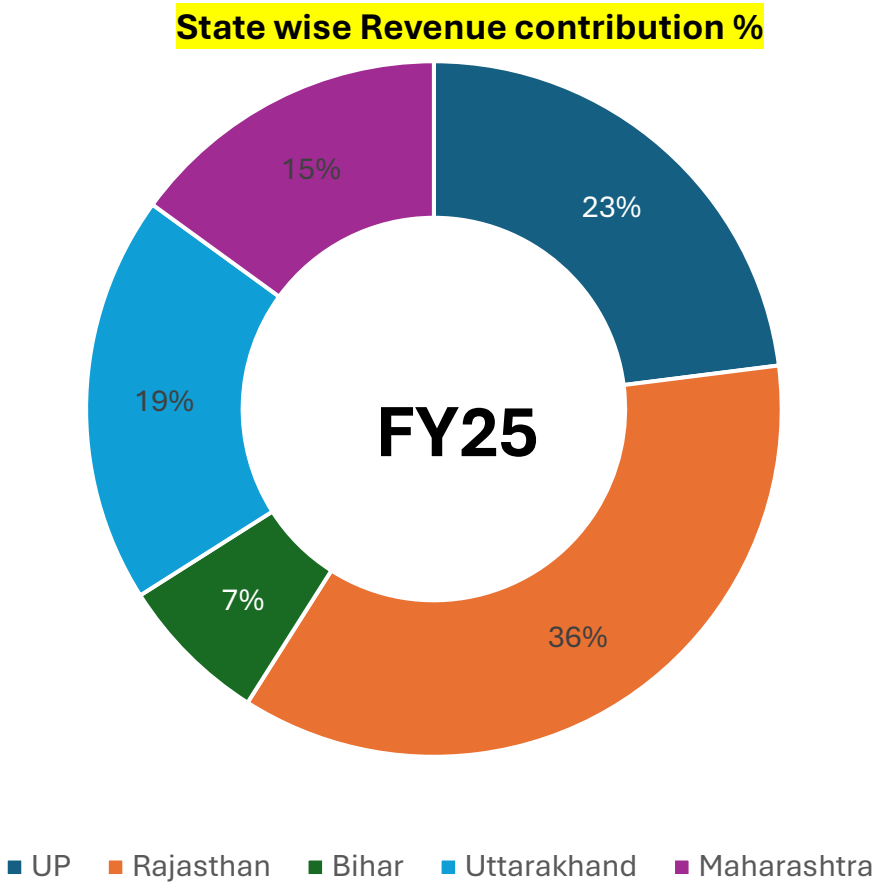
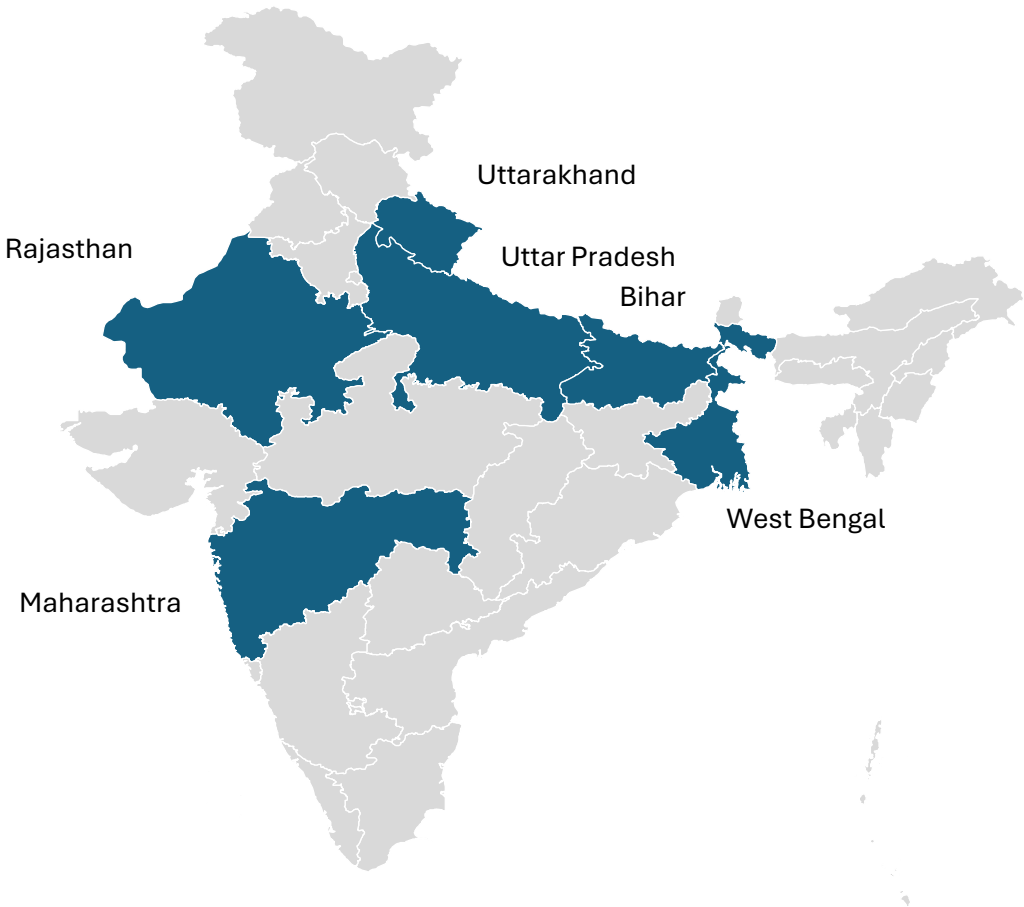
Established track record of more than a decade

Executed 18 Projects since 1st April 2021, Below are the highlights of the few:-

Supply, Laying, Jointing, Testing, & Commissioning of PCCP Pipe of 1500 mm dia	Sewerage Project Laying of 150 mm dia to 1200 mm dia sewer line with Trenchless method	Build new sewerage network of about 88 KM Length	Sewage Treatment plant of capacity 60 MLD including main pumping station of 83 MLD and sewage network of about 55km length
Kanpur (Uttar Pradesh)	Moradabad (Uttar Pradesh)	Pahari, Patna (Bihar)	Saidpur (Bihar)
Sewerage works in sewerage District-F Phase-I in Allahabad City	Sewerage works in sewerage District-F Phase-I in Allahabad City	24 MLD Sewage Treatment Plant, Main Sewage Pumping Station, Intermediate Pumping Station Zone-3, sewerage Network of Zone-3	Bulandshahar Sewerage Project Package -2 Under AMRIT Program
Allahabad (Uttar Pradesh)	Allahabad (Uttar Pradesh)	Etah (Uttar Pradesh)	Bulandshahar (Uttar Pradesh)
Water Supply Distribution Network Improvement with house service connections and providing Sewer Network with STP	W.T.P 80 MLD Capacity along with related ancillary works	Sewage Treatment Plants	Sewage Treatment Plant of capacity 30MLD including MPS (45 MLD) and all appurtenant structures and allied works
Tonk (Rajasthan)	Unnao (Uttar Pradesh)	Mirzapur & Ghazipur, (Uttar Pradesh)	Munger (Bihar)

Our Presence

Geographical footprint across 5 states in India



The left side of the slide features a vertical decorative band. It is divided into three sections: a solid green triangle at the top, a textured grey band with concentric circular patterns in the middle, and a blue and green abstract pattern at the bottom. The main background of the slide is white.

05

**Experienced Promoters and senior
management team**

Board of Directors and Team



MR. RAMVEER SINGH
Chairman & Director



MR. ASHISH TOMAR
*Managing Director & Chief
Financial Officer*



MS. KRITIKA TOMAR,
Whole Time Director

Mukesh Kumar Garg
*Non-Executive - Independent
Director*

Swati Jain
*Non-Executive - Independent
Director*

Achal Kapoor
*Non-Executive - Independent
Director*

Chetna
*Non-Executive - Independent
Director*

- A team of **530 employees** as on March 31, 2025
 - Including **126 Engineers** as on March 31, 2025

The left side of the slide features a vertical decorative band. It has a green triangle at the top left, a textured grey band with concentric circles, and a blue and green abstract pattern of curved lines. A dark blue triangle is at the bottom right.

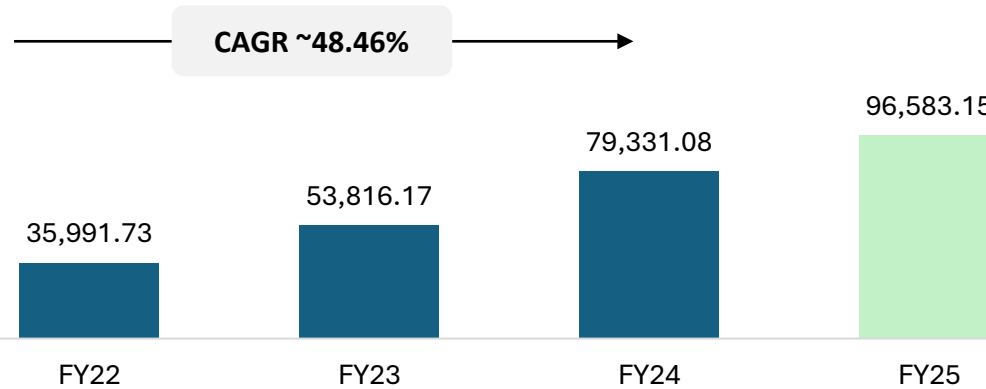
06

**Financial performance with a clear
roadmap to grow in the future**

Performance in Numbers

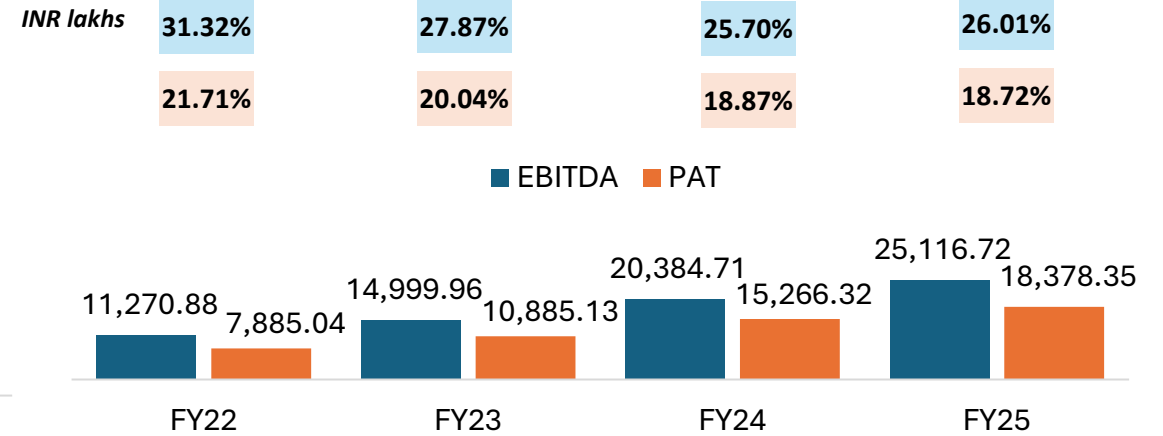
Revenue growth...

INR lakhs



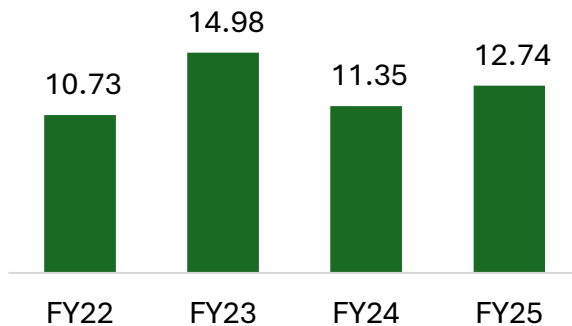
Profitability

INR lakhs



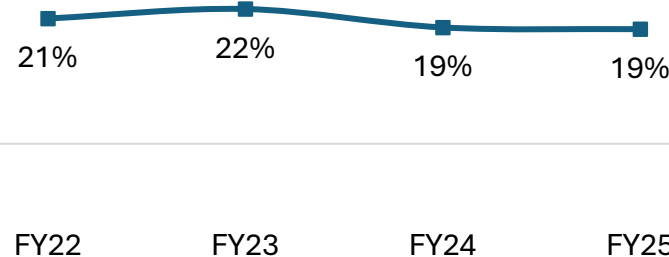
Fixed asset turnover

Fixed asset turnover



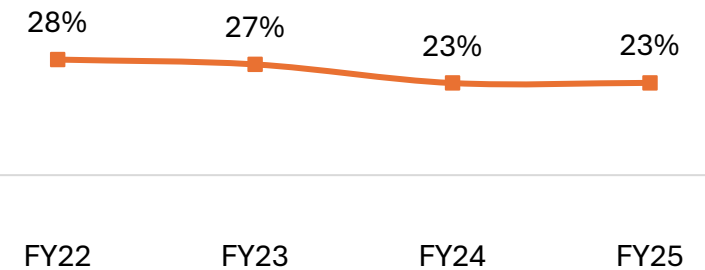
Consistent return ratios

RoE



Consistent return ratios

RoCE- Pre Tax



Consolidated figures considered across the presentation; Cash conversion cycle is calculated on average basis;

Fixed assets turnover is calculated as Revenue from operations/ Gross block of Property plant and equipment as on end of the relevant period

ROE = Profit for the year / Shareholder's equity as on the end of the year.

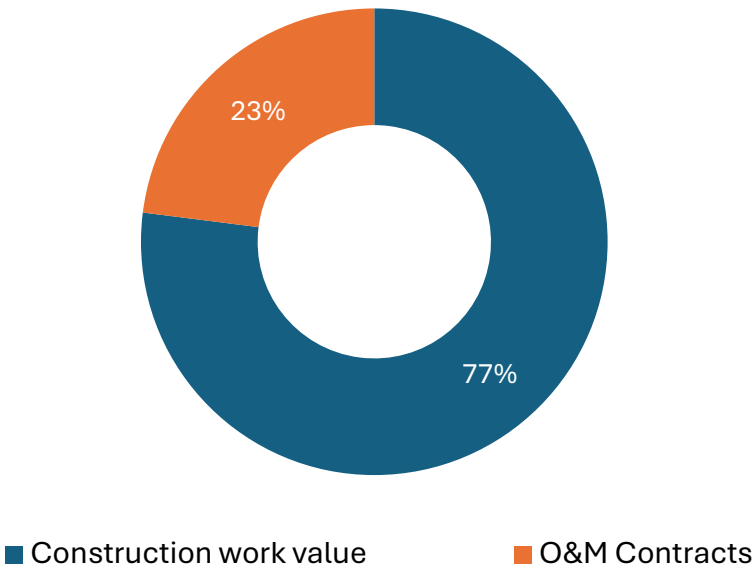
ROCE = Earnings before interest and taxes (EBIT) / (Shareholders equity + non-current borrowing + current borrowing)

Ongoing projects and orderbook

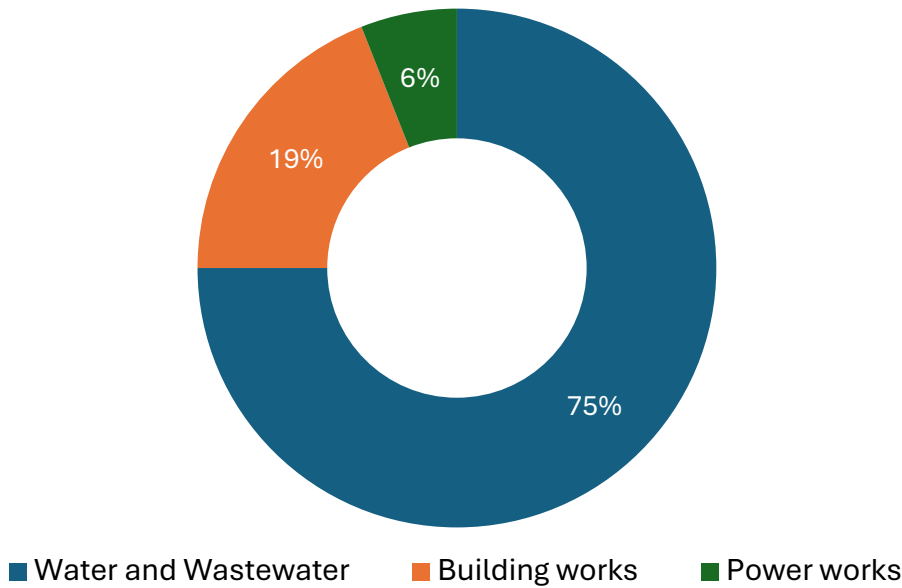


Order book (Rs. 223643.00Lakhs.)
as on 31 March 2025

Orderbook split as on 31 March 2025



Orderbook split as on 31 March 2025



Growth Strategy

Increasing the size of projects and improving our pre-qualification credentials

- Primary focus is to strengthen prospects in executing WWSP and WSSP projects
- Started with a 4 MLD size project & increased our capacity to 80 MLD i.e. the maximum capacity of Minimal Liquid Discharge for STPs



Expansion of our footprint

- Successfully completed projects across the states of Bihar, Uttarakhand, Madhya Pradesh, Rajasthan, Haryana
- Diversifying and expanding our presence in these regions.
- Selective in expanding to new locations and look at new geographies where we can deliver quality services without experiencing significant delays and interruptions due of local considerations

Capitalize on Government policy initiatives in WWTP and WSSP sectors

The Indian water and wastewater treatment sector is witnessing significant growth driven by a multitude of factors shaping the market landscape

- Our Company has a long standing track record of 13+ years and are poised to benefit on account of these government initiatives



Continue to enhance our core strengths by attracting, retaining and training qualified personnel

Building a performance-first culture across the organization

Pursue other segments based on EPC and other models

We believe that expanding into new functional areas will allow us to consolidate our position in the infrastructure sector and effectively leverage our experience in executing Projects

Recent Developments

1. The company has received a Letter of Acceptance, in the month of January, 2025, for design and build sewage treatment plants of installed capacity 120, 40 & 35 MLD and all appurtenant structures and allied works with O&M of 15 years on DBOT basis from Indore Municipal Corporation, Indore having estimated order value of Rs 41646.07 lakhs in which EMS Limited is having 26 % share with other JV Partner.
2. The Company has also received a Letter of award, in the month of January ,25, from Deltabulk Shipping India Private Limited for Development, Operation and Maintenance of the Multimodal Logistics Park (MMLP) at Nagpur at Sindhi, in Wardha District in the State of Maharashtra through Public Private partnership on Design, Build, Operate and Transfer (DBFOT) Basis having order value of Rs 10508.02 lakhs.
3. The Company has also received a Letter of award, in the month of February, 2025, for civil (Structure & Finishing) and MEP Works for Multi-storeyed Group Housing Project, "ORCHARDS", for Towers OCA- 1 to 3 (2B+S+P/UG+33) and OCB1 to 5 (2B+S+P/UG+38) at Jaypee Wish Town, Noida, Uttar Pradesh Order value of Rs 27288.65 Lakhs.



EMS LIMITED.

Corporate Office: C 88 2nd Floor RDC, Raj Nagar
Ghaziabad-201 002, Uttar Pradesh

Registered Office: 701, DLF Tower A, Jasola, New Delhi-110 025

THANK YOU.