



April 17, 2026

BSE Limited

Phiroze Jeejeebhoy Towers,
Dalal Street, Fort,
Mumbai 400 001

National Stock Exchange of India Limited

Exchange Plaza,
Plot No. C/1, G Block, Bandra-Kurla Complex,
Bandra (East), Mumbai 400 051

Scrip Code: 543940

Trading Symbol: JIOFIN

Dear Sirs,

Sub: Presentation to analysts on Audited Financial Results (Consolidated and Standalone) for the quarter and year ended March 31, 2026

Pursuant to Regulation 30 of the SEBI (Listing Obligations and Disclosure Requirements) Regulations, 2015, the presentation on the Audited Financial Results (Consolidated and Standalone) for the quarter and year ended March 31, 2026, to be made to the analysts today, is attached and also available on the website of the Company at <https://www.jfs.in/financials/?doc=quarterly-results>.

This is for information and records.

Thanking you,

Yours faithfully,

For Jio Financial Services Limited

MOHANA Digitally signed
by MOHANA
VENKATACHALA
M
CHALAM Date: 2026.04.17
18:44:25 +05'30'

Mohana V


**Group Company Secretary and
Compliance Officer**

Encl: a/a


Q4 FY26 and FY26 Earnings Presentation

April 17, 2026

Jio Financial Services Limited



Finance



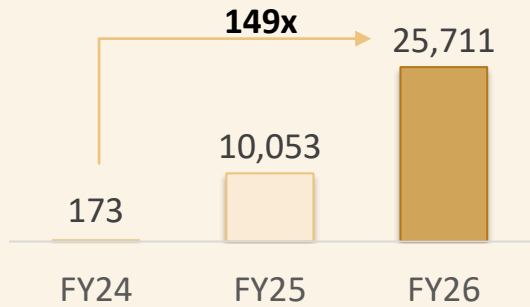
Safe Harbor

This presentation contains forward-looking statements which may be identified by their use of words like “plans,” “expects,” “will,” “anticipates,” “believes,” “intends,” “projects,” “estimates” or other words of similar meaning. All statements that address expectations or projections about the future, including, but not limited to, statements about the strategy for growth, product development, market position, expenditures, and financial results, are forward-looking statements.

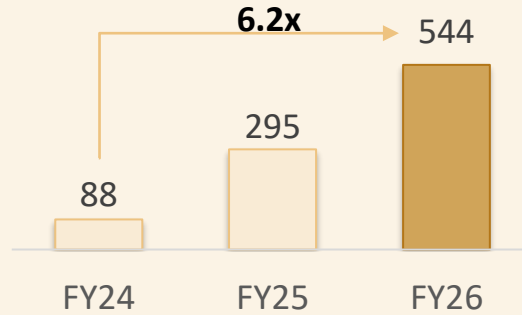
Forward-looking statements are based on certain assumptions and expectations of future events. The companies referred to in this presentation cannot guarantee that these assumptions and expectations are accurate or will be realized. The actual results, performance or achievements, could thus differ materially from those projected in any such forward-looking statements. These companies assume no responsibility to publicly amend, modify or revise any forward looking statements, on the basis of any subsequent developments, information or events, or otherwise.

Strong growth momentum across all segments...

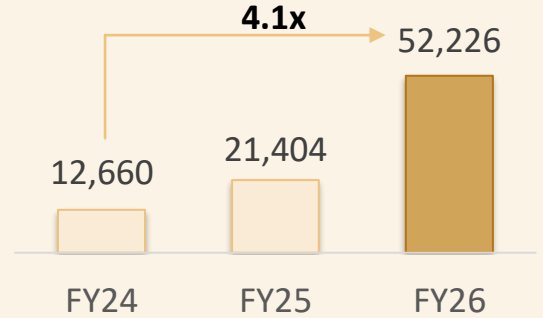
NBFC AUM# (Rs. Cr)



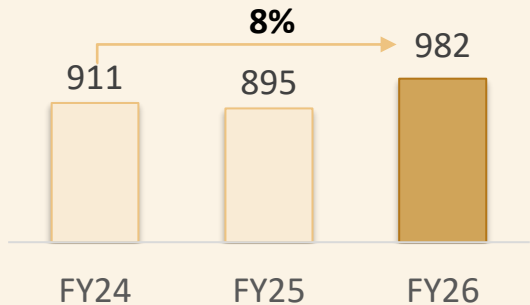
Payments Bank Deposits* (Rs. Cr)




Payment Solutions TPV (Rs. Cr)**



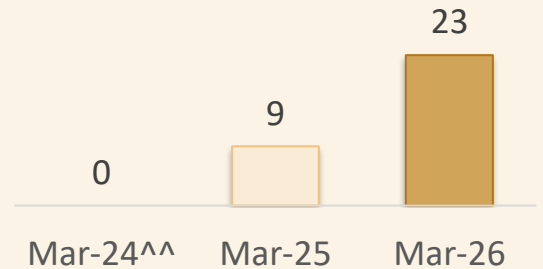
Insurance Premium Facilitated (Rs. Cr)



AMC Closing AUM^ (Rs. Cr)

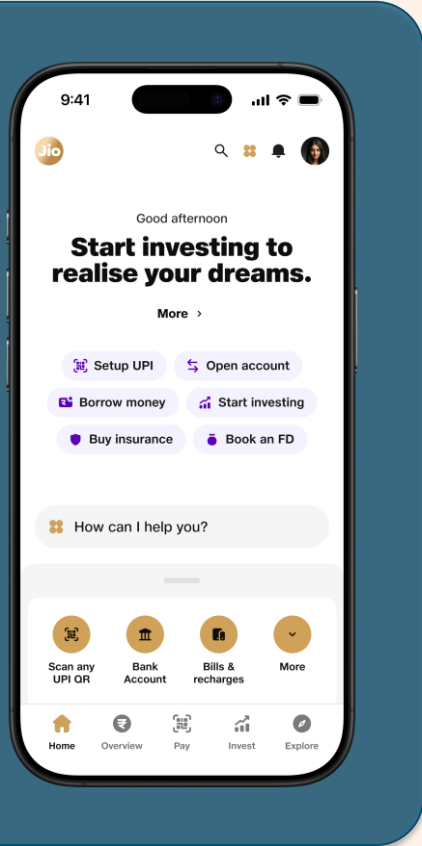


Unique users across all digital properties (mn)



#Net of ECL provisions *Includes Current Account, Savings Account and Wallets, **Total Payment Value, ^ Launched in June 2025, ^^JioFinance app was launched on May 30, 2024

... with several key achievements...



Unveiled an Intelligent Finance Marketplace: AI-native, conversational with N=1 hyper-personalization; 1.7mn downloads since launch*

Jio Credit Limited (JCL): Quarterly disbursements increased 49% YoY to Rs. 10,629Cr; completely organic

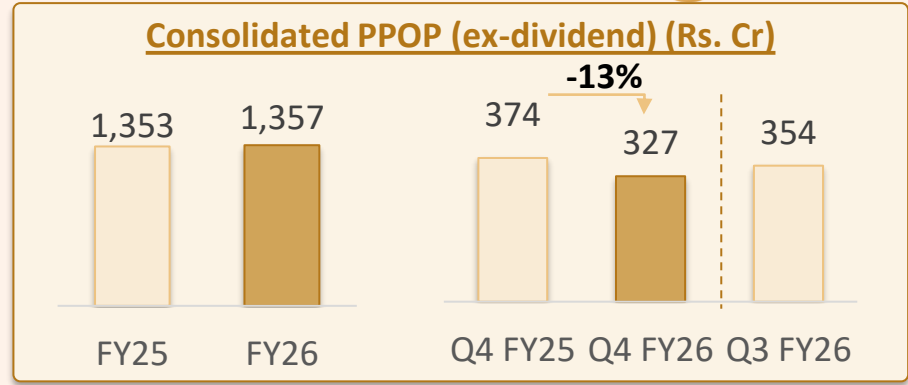
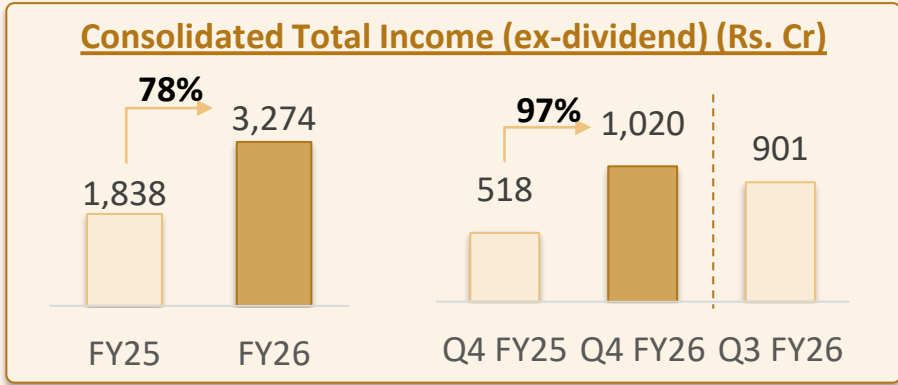
JioBlackRock Asset Management (JBAMPL): Received in-principle approval to setup a retail Fund Management Entity in GIFT City

Jio Payments Bank (JPBL): Launched UPI-based cash withdrawal services

Jio Payment Solutions (JPSL): Received Payment Aggregator-Cross Border license from RBI to settle global payments

Joint ventures (JV) with Allianz Group: Reinsurance JV received regulatory approval in March 2026

... reflecting in our robust financial performance



Net Income from Business Operations* represents income generated from core financial services operations - Up 272% YoY in FY26 to Rs. 1,390Cr (represents 54% of Consolidated Net Total Income^ vs. 20% in FY25)

- PPOP impacted by:
- Consolidation of JPBL’s operating loss as a 100% subsidiary w.e.f. June 18, 2025, which was earlier accounted for in Share of Profit from JVs & Associates
 - Continued investments in scaling growth companies and incubating businesses in nascent stages
 - Geopolitics-led volatility impacted treasury income on a higher capital base

Board recommended a dividend of Rs. 0.60/ share for FY26

*includes (a) Net interest income and fee & commission income from NBFC, (b) Gross fee & commission income from Payment solutions, (c) Gross fees & commission income from Insurance Broking, (d) Net interest income and gross fee & commission income from Payments Bank (e) Fee & commission income from Asset Management Company (f) Fee & commission income from sale of digital gold; ^Consolidated Net Total Income is Total Consolidated Income less finance cost on external borrowings and deposits and dividend income and includes total income from Asset Management Company and total income of the payments bank

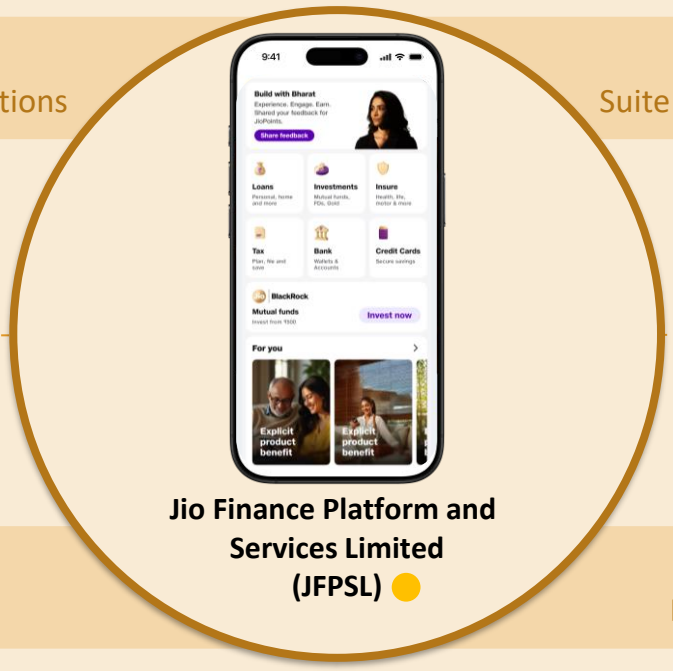
A robust 360-degree platform...

INVEST
Digital-first, world-class investment solutions

- JVs with BlackRock
- Asset management ●
- Wealth management ●
- Securities broking ●

- Jio Payments Bank Limited (JPBL) ●
- Jio Payment Solutions Limited (JPSL) ●

TRANSACTION
Powering seamless digital payments for individuals and merchants



Jio Finance Platform and Services Limited (JFPSL) ●

BORROW
Suite of retail and corporate lending products

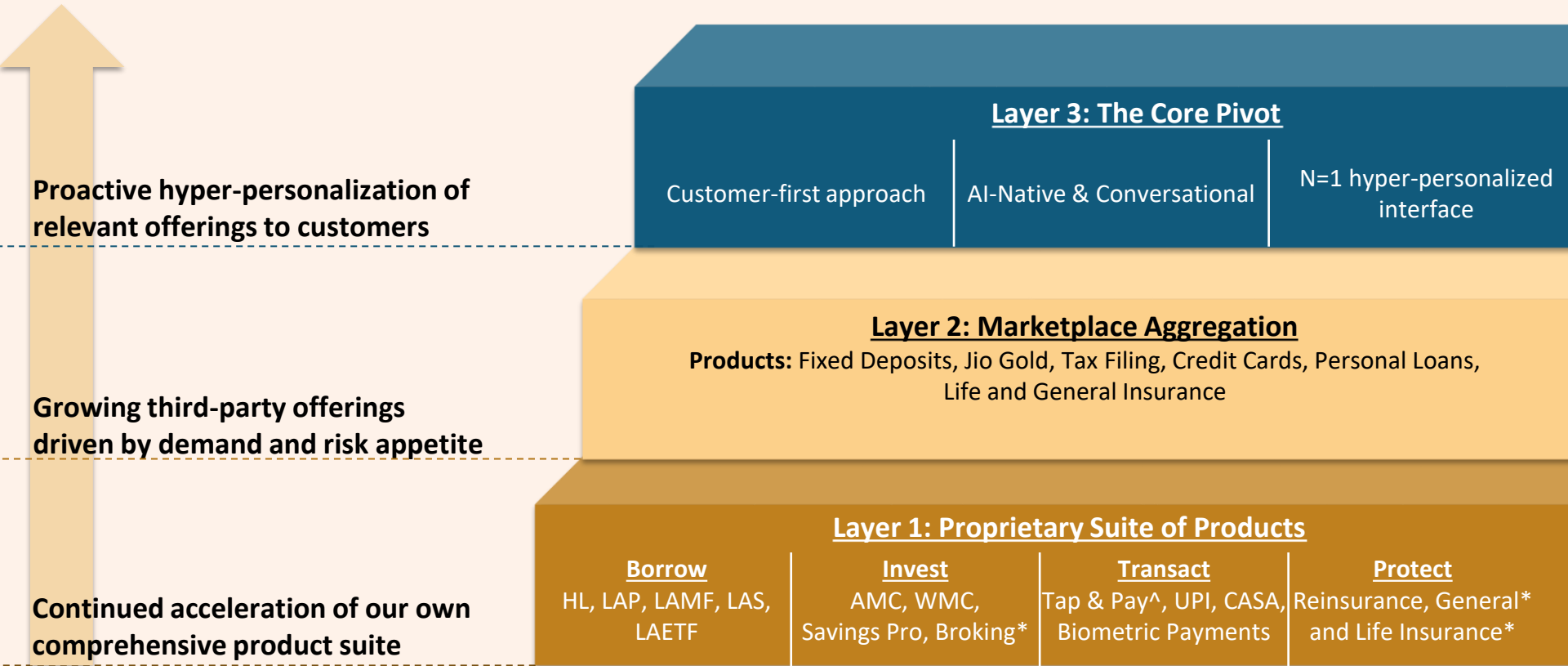
Jio Credit Limited (JCL) ●

Jio Insurance Broking Limited (JIBL) ●
JVs with Allianz for Reinsurance, General and Life* ●

PROTECT
Insurance for individuals and institutions

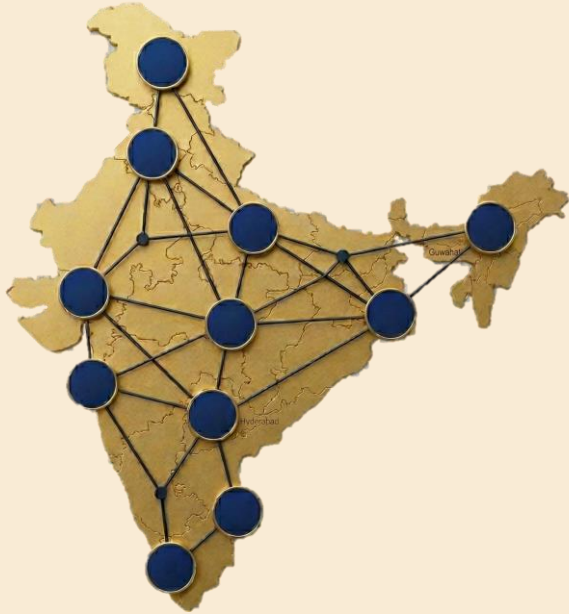
● Growth phase ● Incubation Phase *Signed Non-binding agreement for Life and General Insurance

... offering in-house & curated third-party products...



*to be launched, ^launched in partnership with Mastercard for a closed-user group

... for all the financial needs of Bharat



Digital Reach



JioFinance & MyJio

Primary source of customer acquisition



Web Portals with intuitive UI/UX for all businesses



External Fintech Platforms for JioBlackRock AMC & JCL products

Physical Footprint



24 offices of JCL in **18 cities**



JPBL's **378,000+** Business Correspondents (BC)**



JIBL's PoSP* agent network in **22 states & 2 UTs**



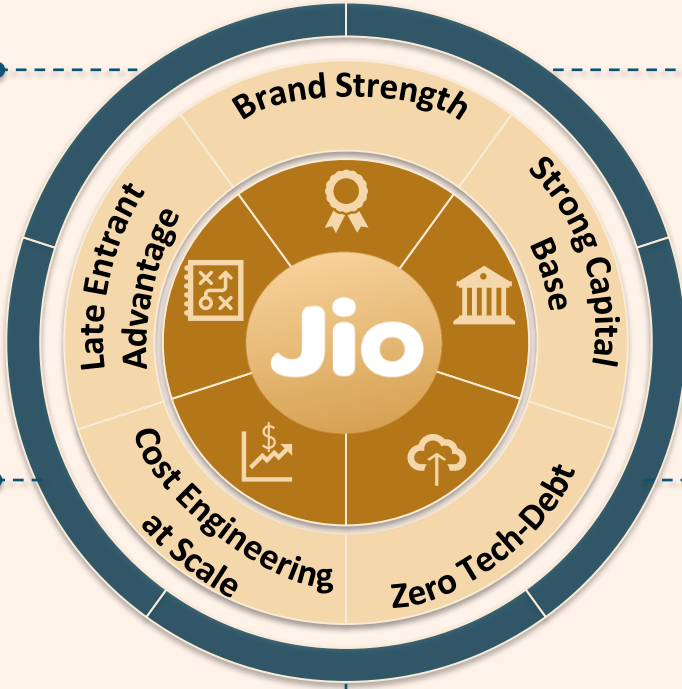
JPSSL's merchant network across **26 states**

Customers across 19,000+ PIN codes of India

Leveraging our formidable right-to-win...

Jio Insurance Broking Limited
Single-window digital onboarding for agents, segmented retail journeys, & advisory-driven institutional solutions

Jio Credit Limited
Industry-leading turnaround times through digitization and automation



Jio Payments Bank Limited
Innovative products redefining the banking paradigm for urban & rural India

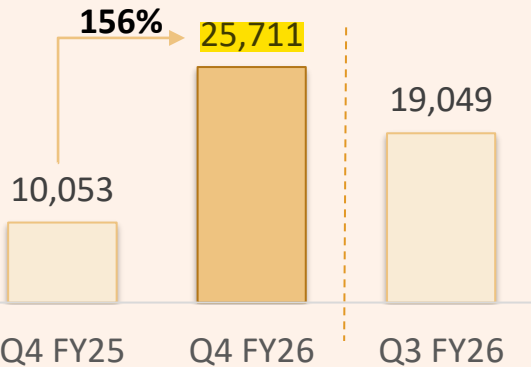
JioBlackRock AMC
Affordable, accessible, institutional-quality investment solutions

Jio Payment Solutions Limited
Reliable revenue collection partner providing on-time settlement

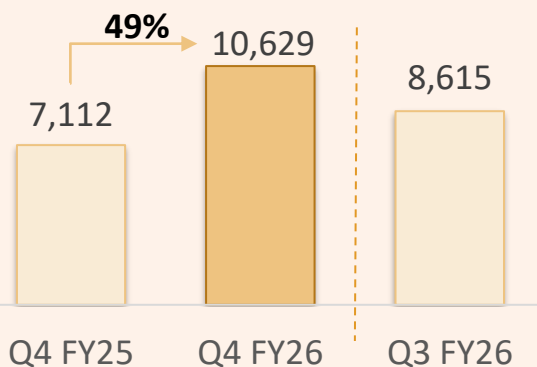
... to deliver best-in-class, seamless experiences to our customers

Jio Credit

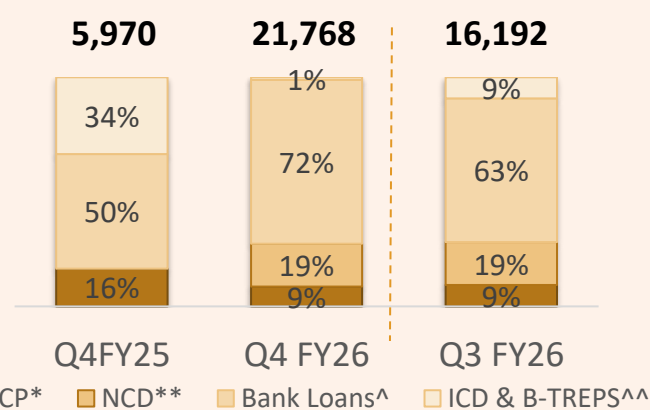
AUM# (Rs. Cr)



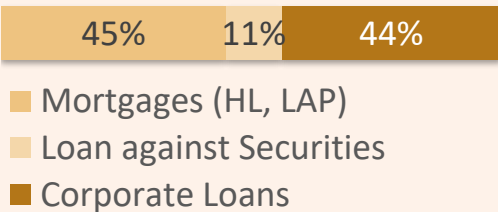
Disbursements (Rs. Cr)



Borrowings (Rs. Cr)



AUM Mix (Q4 FY26)



- Quarterly AUM growth driven entirely by organic originations
- Average Cost of Borrowing stood at 7.00% (vs. 6.99% in Q3 FY26) amidst rising yields
- Strategically expanding mortgage and other offerings to broader credit segments

Continue to scale the loan book through product diversification and deepening presence in key markets

Statement of Profit and Loss


Particulars (in Rs. crore)	Q4 FY25	Q3 FY26	Q4 FY26	FY25	FY26
Interest income	119	400	519	255	1,469
Finance cost ¹	38	235	317	40	844
Net Interest Income	81	165	202	215	625
Fees and commission income	0	7	14	0	24
Net gain on fair value changes	8	0	2	101	2
Other Income	2	0	1	2	2
Net Total Income	90	172	218	319	652
Staff Expenses	26	49	68	83	187
Other Operating Expenses	17	24	30	50	99
Total Expenses	43	74	98	134	286
Pre-provisioning operating profit	47	99	120	185	366
Provisions	24	19	27	40	66
Profit before tax	24	80	93	145	300
Provision for taxation	6	21	23	37	76
Profit after tax	18	59	70	108	224

Rs. 7,163 Cr
Total Shareholders' Equity
as of March 31, 2026

25.91%
Capital Adequacy Ratio

3.04x
Debt/Equity Ratio

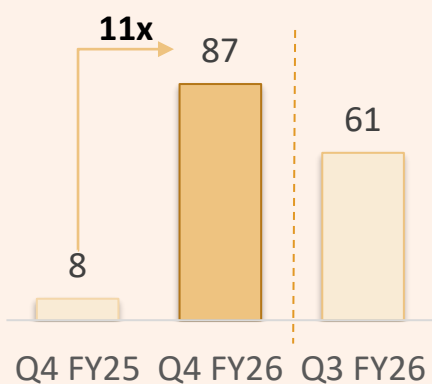
¹ Finance cost paid on internal and external borrowings



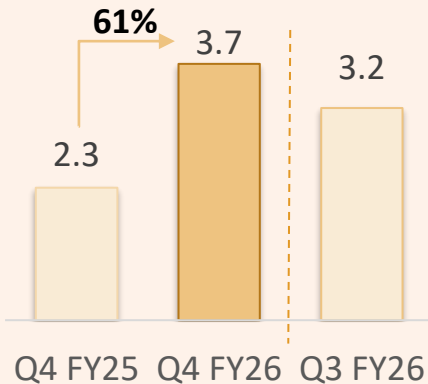
Payments (1/2)

Jio Payments Bank

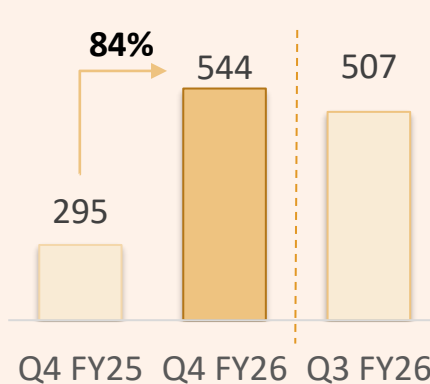
Total Income[^] (Rs. Cr)



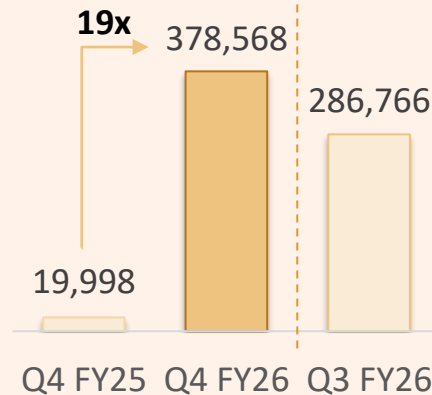
CASA Customers (mn)



Deposits* (Rs. Cr)



BC Network**



Rs. 1,439 (+20% YoY)

Average balance per customer in Q4 FY26

+66% QoQ

Increase in transaction banking throughput

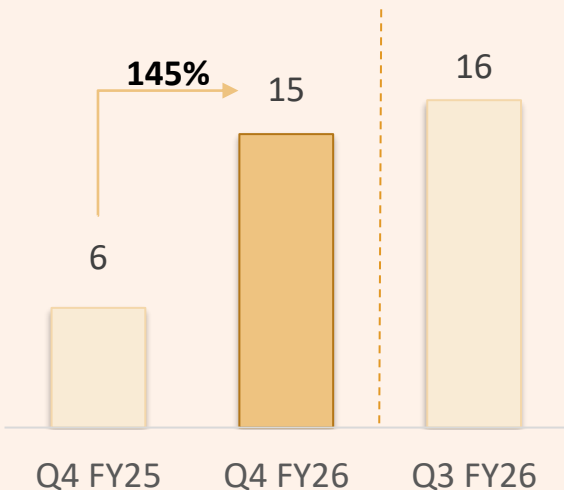
18 Toll Plazas

Operational across 8 states

Increasing customer stickiness, diversifying fee income from BC throughput & toll processing for sustainable profit growth

Jio Payment Solutions Limited

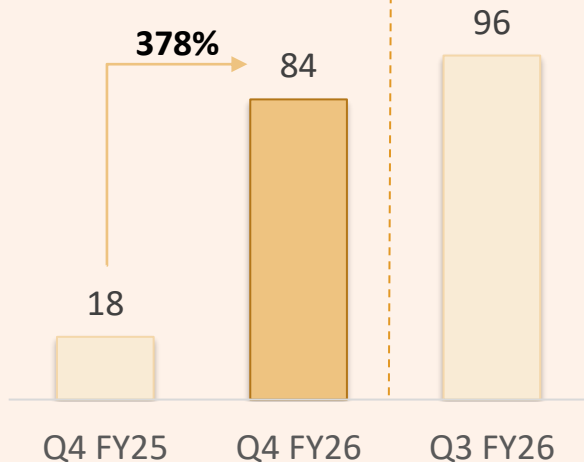
Total Payment Value (Rs. '000 Cr)



12bps

Net Processing Margin in Q4 FY26 vs. 6bps in Q4 FY25 and 10bps in Q3 FY26

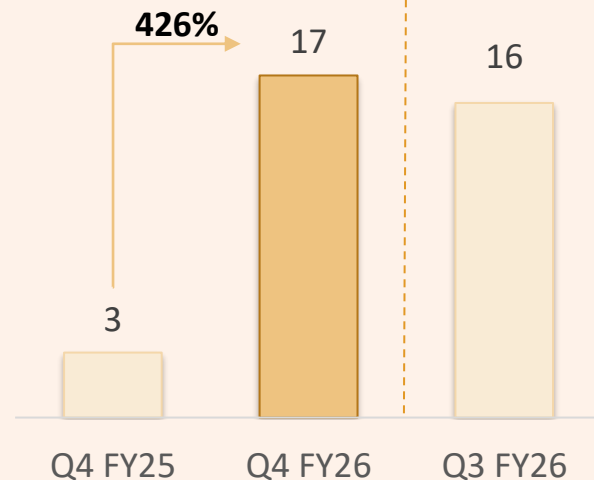
Gross Fee and Commission Income (Rs. Cr)



+15x YoY


Growth in TPV from merchants outside ecosystem in FY26

Net Fee & Commission (Rs. Cr)



+2x YoY

Increase in Net Fee and Commission/employee in FY26



Investments



JioBlackRock Asset Management

- Launched funds in 4 additional categories: Short Duration, Low Duration, Thematic and Large Cap*
- Enabled instant redemption^ from Overnight & Liquid funds
- 6 JioBLK ProFolios live
- Received NOC from SEBI to launch SIF**
- Awaiting final approval from IFSCA to set up retail Fund Management Entity in GIFT City; all other approvals received

400+ institutional and
1.1mn+ retail investors

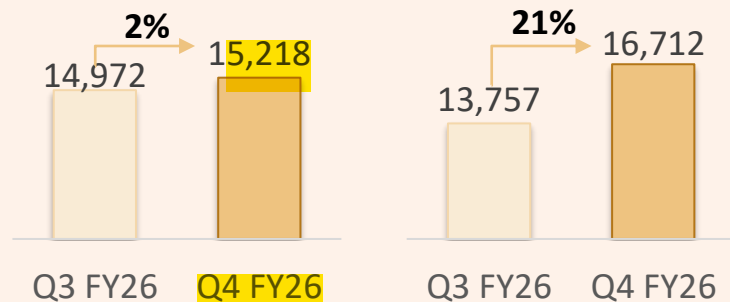
50% of investors with
Active SIPs

40%+ Retail AUM coming
from B30# cities

~20% of our investors are
new to Mutual Funds

Closing AUM (Rs. Cr)

Quarterly AAUM (Rs. Cr)



Diversifying opportunities for investors by introducing ETFs, SIFs and GIFT City funds alongside mutual funds^

Jio BlackRock Investment Advisers

Personalized investment advice & wealth check-up powered by Aladdin®

Starting at Rs. 350/year (minimum investment of Rs. 10,000)^^^

Jio BlackRock Broking

Product roadmap and GTM strategy under development

Jio Insurance Broking

Digital POSP Channel

- Premium facilitated increased ~80% QoQ
- Rs 100Cr+ premium facilitated in first year
- Launched industry's first commercial vehicle portal

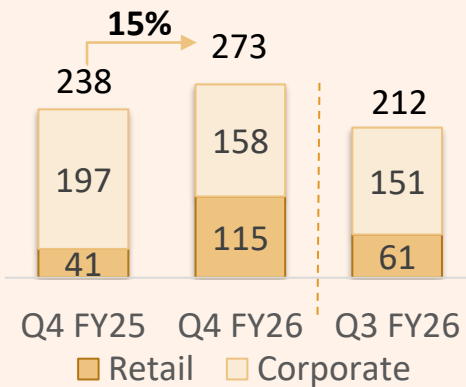
Direct-to-Customer Channel

- Optimized digital journeys with higher conversions leading to ~11x YoY growth in premium facilitated

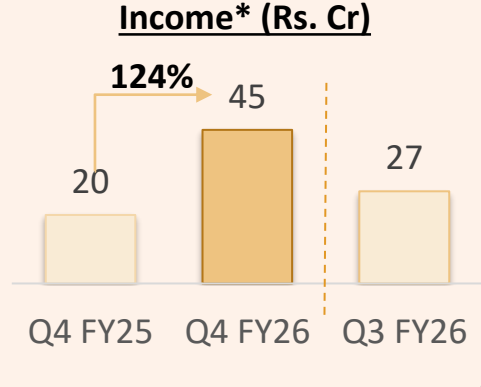
Institutional Channel

- Strengthened institutional client base; leveraging own and group ecosystem

Premium Facilitated* (Rs. Cr)



Total Fee & Commission Income* (Rs. Cr)



Focus on scaling the POSP channel and further enhance DIY journeys

Joint Ventures with Allianz Group



Regulatory approvals received for reinsurance



Non-binding agreement in-place to establish JVs for General and Life Insurance in India

*Premium facilitated and Total Fee & Commission Income may not be comparable on a sequential basis due to timing of renewal of high-value corporate policies

NEURAL

Smart Decisions

Advanced AI/ ML model driving customer choices

Personalised advisory

Custom-tailored insights and recommendations

Data-backed intelligence

Robust, multi-source data footprints



AGENTIC

Intuitive UX

Reducing customer cognitive overload

Guided journeys

Precision-led advice from intent to execution

Agent-first design

Human-centric workflows across all products

Rigorous Reliability

Extensive testing for guardrails & hallucinations



MARKETPLACE

Curated Portfolio

Proprietary & third-party financial products

Full-stack Offerings

Saving, investing, borrowing, insuring and transacting

Seamless API Connectivity

Robust API integration with all partners

Tailored Recommendations and Dynamic personalization powered by 15+ AI Agents and 6+ ML models
Easy discoverability via natural language interface

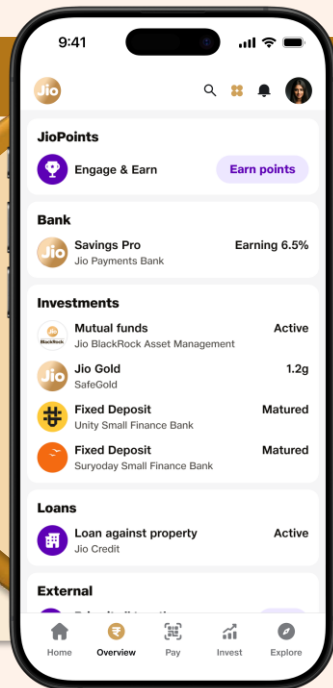
The Marketplace Advantage: Re-defining Distribution

For the Customer

Hyper-personalized advisory with customer-first philosophy reducing cognitive overload

Seamless intent-to-action UI/UX from advisory to immediate fulfilment

Comprehensive rewards program earning benefits on every transaction



For the Supplier

Access to intent-qualified leads identified by ecosystem behavioral analytics

Will leverage JioScore* – proprietary financial fitness index – for sharper risk assessment

Significant reduction in customer acquisition costs

Transforming distribution by delivering integrated value to customers and suppliers

One-stop shop for all financial needs

THIRD PARTY PRODUCTS

Life & General Insurance

82 plans from 21 insurers

Fixed Deposits

6 partner banks & NBFCs

Credit Cards

53 variants from 9 banks

Personal Loans

4 partner banks & NBFCs

Tax Planning & Filing

Starting at Rs. 24

JioGold

Invest for as low as Rs. 10

UPCOMING FEATURES



Value-back Membership Program

- Eliminating high intermediary commissions; delivering direct cost-savings to customers
- Incentivizing marketplace purchases with assured value-back rewards
- Membership and engagement-driven value gain



Personal CFO

- A trusted coach for all financial needs: Unbiased advice with clear call-to-action
- JioScore: Customer's financial health check using a multidimensional index covering saving, borrowing, investment and protection
- Conversational AI journey: Proactive guidance and transparent intelligence

23mn unique users across all digital properties

9.3mn Average MAU in Q4 FY26

~244,000 users linked assets using Account Aggregator framework

31mn+ JioPoints issued to 1.2mn enrolled customers

Robust ecosystem built for enterprise-wide intelligence

Data & AI for Impact

Customer Experience	Quicker TAT, higher engagement & CSAT	AI-voice & chat bots, DIY customer servicing modules	<ul style="list-style-type: none">• JCL: 100% bot-driven inbound call handling• AI bots resolving 88% customer queries at JIBL and 57% customer emails at JPBL
Business Operations	Higher efficiency from lower cost-to-serve & error reduction	Automation of complex tech & business workflows	<ul style="list-style-type: none">• JPBL automated settlements for 44% merchant payments and 77% B2B partner payments• Real-time assistance for JCL field personnel using Agentic AI
Risk & Fraud Management	Enhanced risk assessment, lower credit costs	ML Scorecards & predictive Propensity models	<ul style="list-style-type: none">• 61% of suspicious activity complaints auto-reported at JPBL; 53% fraud emails automatically dealt with.• Analyzed 26% AML alerts via AI at JPBL
Growth & Marketing	Higher conversion & AI-influenced sales	AI-generated campaign creatives, personalized banners	<ul style="list-style-type: none">• 100% AI-generated digital content• Awarded “Best Use of AI Generated Content” at World Marketing Congress

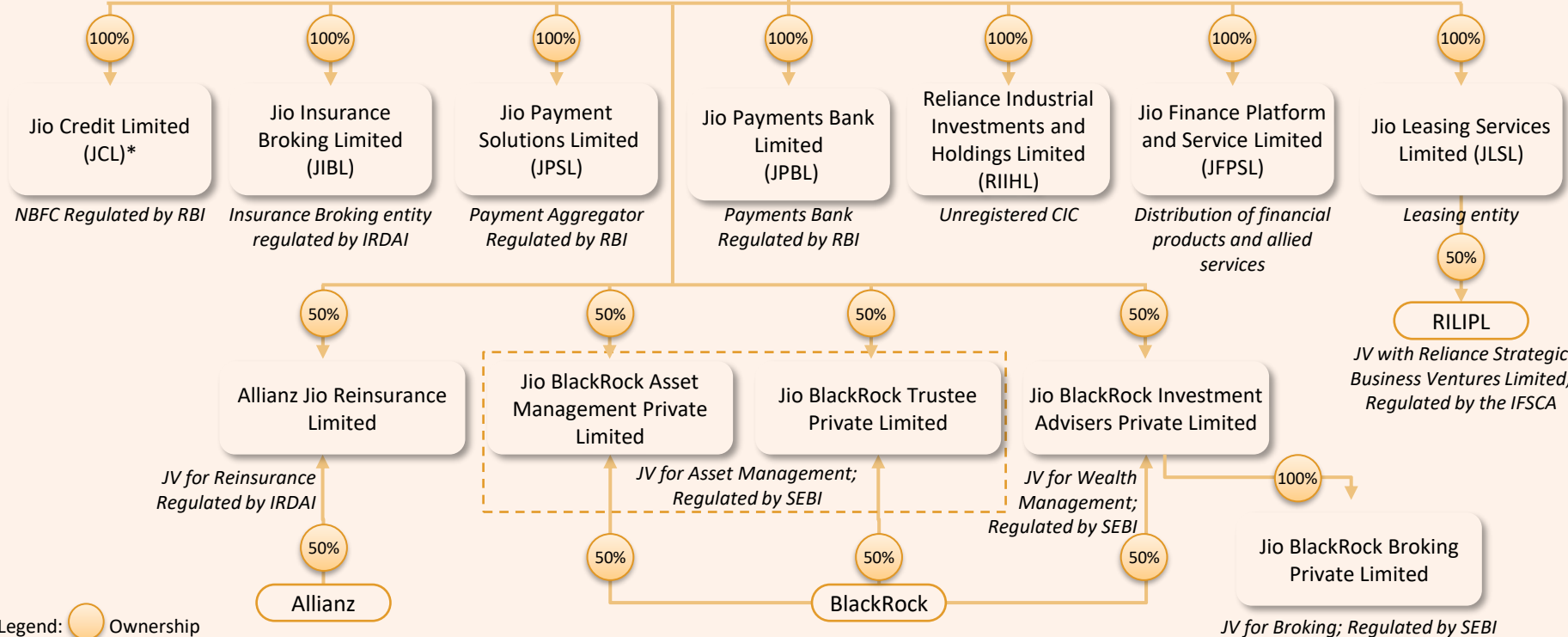
FINANCIAL OVERVIEW



Group Structure

Jio Financial Services Ltd (JFSL)

JFSL is a publicly-listed entity (CIC) and acts as the holding company for the group



Legend: Ownership

RILIPL - Reliance International Leasing IFSC Private Limited
 * Formerly known as Jio Finance Limited

Statement of Profit and Loss – Consolidated

Particulars (in Rs. crore)	Q4 FY25	Q3 FY26	Q4 FY26	FY25	FY26
Interest income	276	504	643	853	1,902
Fees and commission income	39	182	221	155	597
Net gain on fair value changes	178	215	155	794	745
Other Income	25	0	1	36	29
Total Income	518	901	1,020	1,838	3,274
Finance cost	8	212	298	8	745
Staff Expenses	55	100	129	215	387
Other Operating Expenses	82	235	265	262	784
Total Expenses	145	547	692	484	1,916
Pre provisioning operating profit	374	354	327	1,353	1,357
(-) Provisions	24	19	27	40	66
(+) Dividend income	-	-	-	241	269
(+) Share of Associates & JV	46	36	39	393	323
Profit before exception items	396	371	339	1,947	1,883
Exceptional items	-	-	-	-	29
Profit before tax	396	371	339	1,947	1,912
Provision for taxation	80	102	66	334	351
Profit after tax	316	269	272	1,613	1,561

Due to rounding-off, the financial figures may not recalculate exactly

Balance Sheet - Consolidated

Particulars (in Rs. crore)	As on Mar 31, 2025	As on Mar 31, 2026
Assets		
Cash & Bank Balances	4,072	3,598
Investments	1,18,910	1,33,089
Loans	10,053	25,711
Other assets	475	1,099
Total assets	1,33,510	1,63,497
Liabilities		
Net worth	1,23,497	133,854
<i>Equity share capital</i>	6,353	6,353
<i>Other Equity</i>	1,17,144	127,501
Other Liabilities	10,013	29,643
Total Liabilities	1,33,510	163,497

Statement of Profit and Loss – Standalone

Particulars (in Rs. crore)	Q4 FY25	Q3 FY26	Q4 FY26	FY25	FY26
Interest income	42	33	39	117	117
Fees and commission	3	-	5	6	5
Net gain on fair value changes	107	126	91	447	421
Other Income	23	-	0	34	20
Total Income	175	159	135	604	563
Staff Expenses	18	19	21	83	81
Other Operating Expenses	30	28	28	96	119
Total Expenses	48	47	49	179	200
Pre provisioning operating profit	127	112	86	425	363
(-) Provisions	1	0	-5	7	-6
(+) Dividend income	-	-	-	235	405
Profit before tax	126	112	91	653	774
Provision for taxation	29	39	11	104	93
Profit after tax	97	73	80	549	681

Balance Sheet – Standalone

Particulars (in Rs. crore)	As on Mar 31, 2025	As on Mar 31, 2026
Assets		
Cash & Bank Balances	558	1,028
Investments	22,706	28,095
Loans	1,748	224
Other assets	84	90
Total assets	25,096	29,436
Liabilities		
Net worth	24,985	29,305
<i>Equity share capital</i>	<i>6,353</i>	<i>6,353</i>
<i>Other Equity</i>	<i>18,632</i>	<i>22,953</i>
Other Liabilities	111	131
Total Liabilities	25,096	29,436

Defining our DNA: The four pillars of long-term value



Financial Capital

Scale-based cost engineering; Prudent, risk-calibrated capital allocation



Tech and Data Capital

AI-first enterprise powered by a robust data layer for 360° customer view



Human Capital

Building human-centric, AI-driven teams for optimal man-machine collaboration




Trust Capital

Robust risk, compliance and governance guardrails


Foundational Principles: 4Rs

Reputation | Regulation | Return of Capital | Return on Capital

THANK YOU



Finance



Contact Us

Mr. Dipak Daga


Chief Investor Relations Officer

Email: investor.relations@jfs.in

Website: www.jfs.in

Mr. Rishabh Rathod

Investor Relations



Finance

