



May 06, 2026

**The General Manager,
Department of Corporate Services
National Stock Exchange of India Limited**
Exchange Plaza
Plot No. C/1, G Block, Bandra Kurla
Complex,
Bandra, Mumbai – 400 051
NSE Symbol: [SNOWMAN]

**The Manager,
Department of Corporate Services
BSE Limited**
Floor 25, PhirozeJeejeebhoy Towers, Da
Street, Mumbai
Mumbai – 400 001
Scrip Code: 538635
Equity ISIN: INE734N01019

Sub: Investor Presentation

Dear Sir/Madam,

Pursuant to Regulation 30 of the SEBI (Listing Obligations and Disclosure Requirements) Regulations, 2015, we enclose herewith the Investor Presentation for the quarter and year ended March 31, 2026.

You are requested to take note of the same.

Thanking You,
Yours Faithfully,

For Snowman Logistics Limited

RICHA
GUPTA
Digitally signed
by RICHA GUPTA
Date: 2026.05.06
18:12:33 +05'30'

Richa Gupta
Company Secretary & Compliance Officer
ACS No. A56523

Encl.: As above

Snowman Logistics Ltd.

Corporate office: Wing B of 4th Floor, Prius Platinum, Saket District Centre, Saket, New Delhi – 110017.

CIN: L15122MH1993PLC285633 **T** 011 4055 4500

Regd. Office: Plot No. M-8, Taloja Industrial Area, MIDC, Raigad, Navi Mumbai, Maharashtra -410206

T +91 22 39272004 **E** info@snowman.in **W** www.snowman.in



Un-Locking Value of Your Supply Chain
 Delivering Sustainable, Consistent Efficiency

www.snowman.in

SNOWLINE



SNOWPRESERVE / SNOWDISTRIBUTE



SNOWREACH



Safe Harbour



This presentation and the accompanying slides (the "Presentation"), which have been prepared by **Snowman Logistics Limited** (the "Company"), have been prepared solely for information purposes and do not constitute any offer, recommendation or invitation to purchase or subscribe for any securities, and shall not form the basis or be relied on in connection with any contract or binding commitment whatsoever. No offering of securities of the Company will be made except by means of a statutory offering document containing detailed information about the Company.

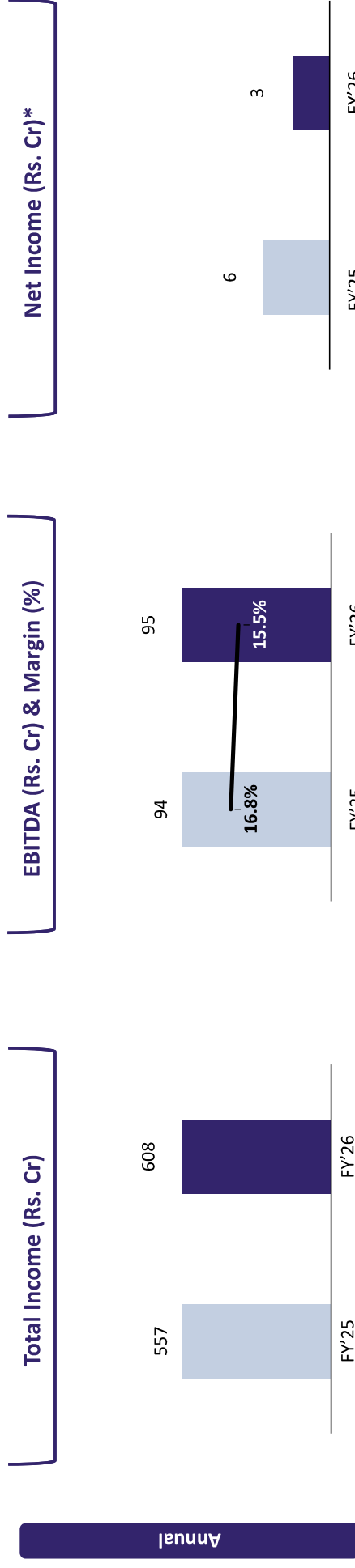
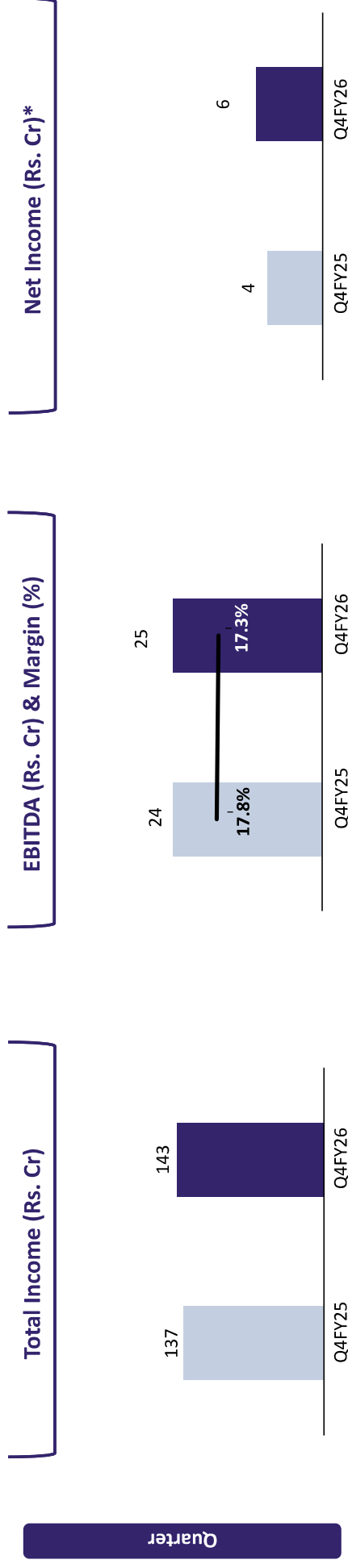
This Presentation has been prepared by the Company based on information and data which the Company considers reliable, but the Company makes no representation or warranty, express or implied, whatsoever, and no reliance shall be placed on, the truth, accuracy, completeness, fairness and reasonableness of the contents of this Presentation. This Presentation may not be all inclusive and may not contain all of the information that you may consider material. Any liability in respect of the contents of, or any omission from, this Presentation is expressly excluded.

Certain matters discussed in this Presentation may contain statements regarding the Company's market opportunity and business prospects that are individually and collectively forward-looking statements. Such forward-looking statements are not guarantees of future performance and are subject to known and unknown risks, uncertainties and assumptions that are difficult to predict. These risks and uncertainties include, but are not limited to, the performance of the Indian economy and of the economies of various international markets, the performance of the industry in India and world-wide, competition, the company's ability to successfully implement its strategy, the Company's future levels of growth and expansion, technological implementation, changes and advancements, changes in revenue, income or cash flows, the Company's market preferences and its exposure to market risks, as well as other risks. The Company's actual results, levels of activity, performance or achievements could differ materially and adversely from results expressed in or implied by this Presentation. The Company assumes no obligation to update any forward-looking information contained in this Presentation. Any forward-looking statements and projections made by third parties included in this Presentation are not adopted by the Company and the Company is not responsible for such third-party statements and projections.

Q4 & FY'26 Highlights



Performance Highlights: Q4 & FY'26



*Net Income includes an exceptional charge of ~Rs. 2.7 crore related to the impact of newly notified Labour Codes.

Management Commentary



We are pleased to announce a revenue of ₹604.4 crore for the financial year 2026, resulting in a consistent year-on-year growth of 9.5%. Our EBITDA stood at ₹94.5 crore, with a healthy margin of 15.5%, reflecting the resilience of our business model and the continued benefits of our strategic investments in cold chain infrastructure, integrated logistics solutions, and our focused transition towards a scalable 5PL platform.

Our warehousing segment continued to demonstrate strong momentum, growing 11.7% year-on-year, while the trading and distribution vertical sustained its robust performance with a growth of 22.5%. The transportation segment witnessed a decline on a year-on-year basis, primarily driven by the strategic shift of certain businesses from a 3PL to a more integrated and value-accretive 5PL model. This transition is expected to enhance long-term margins, improve customer retention, and strengthen our end-to-end service capabilities.

During the year, we commissioned four state-of-the-art facilities across Kolkata, Krishnapatnam, Kundli, and Jaipur, adding approximately 17,000 pallet positions to our warehousing capacity. Looking ahead, we remain committed to our expansion roadmap, with an additional 13,000 pallet positions under development at Pune and Patna, which will further strengthen our network and support future growth.



**Mr. Padamdeep Singh Handa,
CEO & Whole-time director**

P&L Statement



Particulars (Rs. In cr.)	Q4FY26	Q4FY25	YoY	Q3FY26	QoQ	FY26	FY25	YoY
Revenue from Operations	142.3	137.0	3.9%	143.7	-1.0%	604.4	552.5	9.4%
Other Income	1.1	0.3		1.3		3.6	4.2	
Total Income	143.4	137.3	4.4%	145.0	-1.1%	608.0	556.8	9.2%
COGS	43.0	39.8		44.3		206.8	169.0	
Operating Expenses	50.5	51.5		48.3		198.5	199.1	
Employee Expenses	11.2	8.9		11.5		45.0	39.4	
Other Expenses	13.9	12.7		16.8		63.2	55.7	
EBITDA	24.8	24.4	1.7%	24.1	3.1%	94.5	93.5	1.0%
EBITDA Margin (%)	17.3%	17.8%		16.6%		15.6%	16.8%	
Depreciation	17.3	15.3		17.4		67.5	63.1	
EBIT	7.5	9.1	-17.0%	6.7	13.0%	26.9	30.5	-11.7%
Finance Cost	6.6	5.8		7.1		26.7	24.5	
PBT before Exceptional items	0.9	3.3	-72.3%	-0.4	Nm	0.2	6.0	-96.9%
Exceptional Items*	0.0	0.0		2.8		2.7	0.0	
PBT after exceptional items	0.9	3.3	-71.4%	-3.1	Nm	-2.6	6.0	nm
Profit before Tax Margin (%)	0.6%	2.4%		-2.2%		-0.4%	1.1%	
Tax	-4.6	-0.6		-1.3		-5.9	0.3	
Profit After Tax	5.5	3.9	41.8%	-1.8	Nm	3.3	5.7	-41.2%
PAT Margin (%)	3.9%	2.8%		-1.3%		0.5%	1.0%	


*Exceptional Items indicate approximately Rs. 2.7 crore arising from the impact of the newly notified Labour Codes

Segment Revenue



Segment Revenue (Rs. In Cr.)	Q4FY26		Q4FY25		YoY		Q3FY26		QoQ		FY26	FY25	YoY							
Warehousing Services	65	58	13.0%	64	2.3%	253	227	11.7%	30	36	-16.0%	142	137	3.9%	144	144	-1.0%	604	553	9.4%
Transportation Services	47	43	8.0%	48	-3.2%	184	184	22.5%	47	43	8.0%	184	184	22.5%	47	43	8.0%	184	184	22.5%
Trading And Distributions	47	43	8.0%	48	-3.2%	184	184	22.5%	47	43	8.0%	184	184	22.5%	47	43	8.0%	184	184	22.5%
Total Revenue	142	137	3.9%	144	-1.0%	604	553	9.4%	142	137	3.9%	604	553	9.4%	144	144	-1.0%	604	553	9.4%

Business Overview



Business Snapshot



Industry Leader in cold chain Logistics & Supply Chain

Over 3 million+ sq. ft. of land area

45 warehouses, including cold storage & dry warehouses

600+ trucks ensuring a robust nationwide network

Seamless supply chain solutions with easy accessibility & uninterrupted supply

Subsidiary of Gateway Distriparks Limited

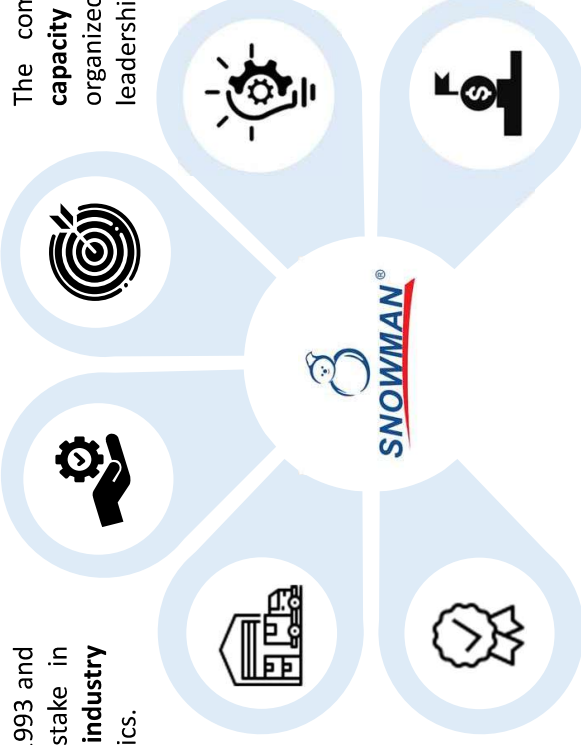
Business Overview



Snowman Logistics Ltd was incorporated in 1993 and Gateway Distriparks acquired a majority stake in 2006. The company has **over 25 years of industry leadership** and innovation in cold chain logistics.

The company operates the **largest cold chain network** in India, with **45 warehouses** across **21 cities**, catering to **diverse customer needs**.

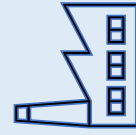
With **state-of-the-art facilities nationwide**, Snowman maintains top-quality infrastructure for safe, temperature-controlled logistics.



The company **aims to increase its warehousing capacity** to meet the growing demand from the organized sector and further solidify its market leadership.

Developed **advanced customized software and apps** to enhance operational processes, ensuring faster and more reliable service.

Snowman is **first Indian cold chain company to introduce 5PL services**, which offer innovative and integrated solutions



13
Customer industries



2,689+
Workforce



86%
Capacity utilization



4,79,208
Pallets handled



794+
Customers

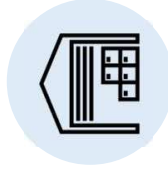
Key Asset Details



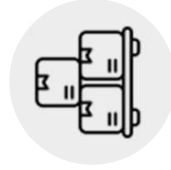
Warehouse Division



21
Cities



45
Warehouses

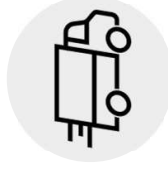


1,54,319
Pallet Capacity

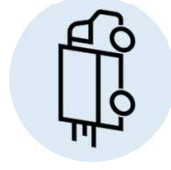
Transport Division



325+
Leased Vehicles

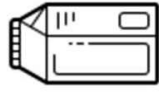


269
Owned Vehicles



600+
Total Vehicles

Industries we service



Dairy & Ice cream




Restaurant Chains




Ready to Cook Food



Meat, Poultry & Seafood



FMCG



Fresh Produce



Healthcare, Pharma

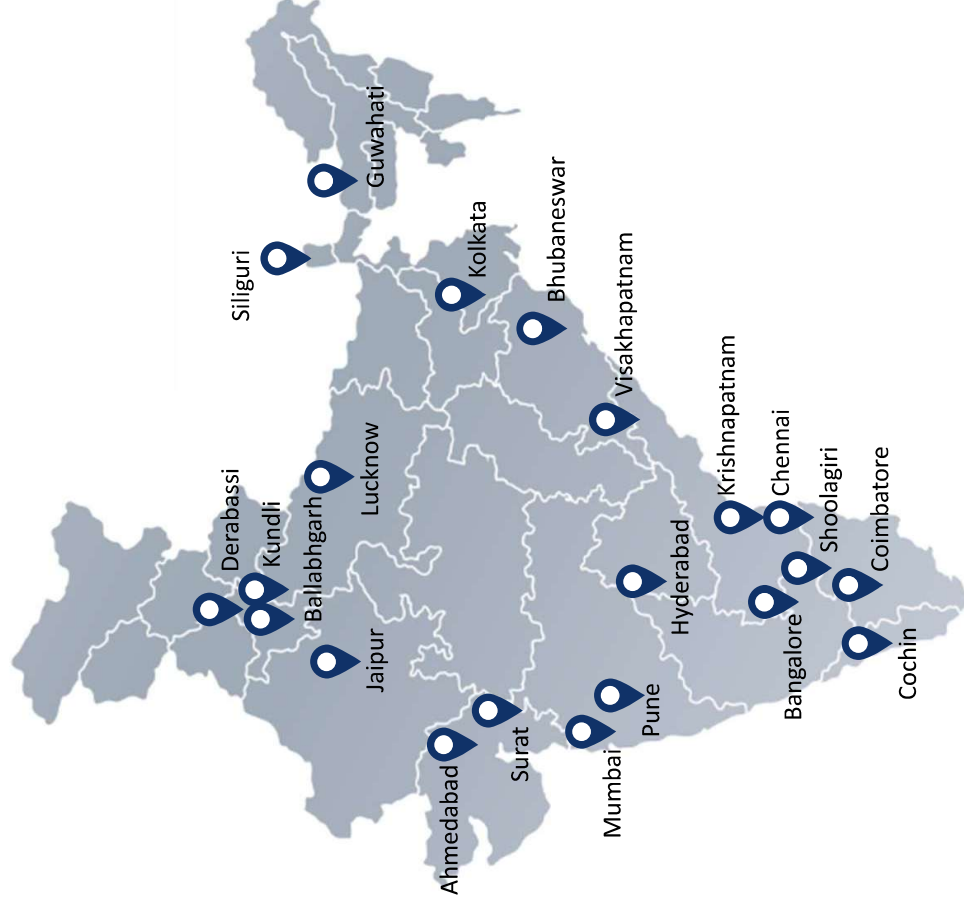


E-commerce

Nation-wide storage capacity

- Easy scalability
- Pan India connectivity
- Continuous expansion
- Presence in most of the industrial hubs
- Single point communication for national service
- Replicate processes and system across India faster

Total Pallet Capacity
1,54,319



Quality Standards



External audit

150+

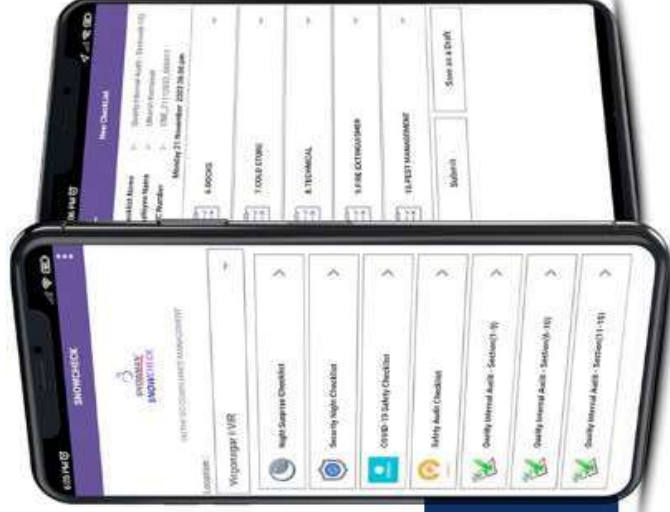
Quality audits yearly

Internal audit

140+

Travel path checks

Snowman has a stringent quality management system with periodic audits and real time temperature monitoring



App-based audit & temp. control tools



Complaint management



Skill development



Food Safety Management System



Environment Management System



BRC certifications at specific locations



FSSAI License








Good Distribution Practices

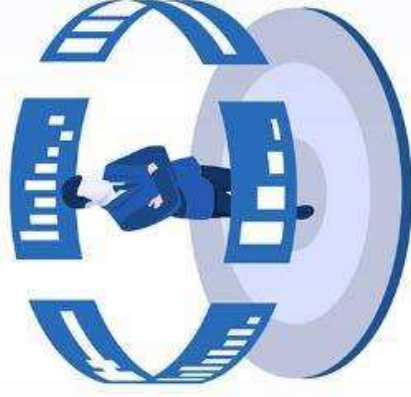


4 EIA certified warehouses





Technology-Driven Logistics Ecosystem




	<p>Microsoft Dynamics 365 Business Central ERP, WMS managing operations, warehousing, finance, CRM, supply chain, analytics & warehouse MIS</p>
	<p>Transport management system Integrated system, contract management, POD auditing with on-time delivery performance</p>
	<p>24x7 Command centre IoT based dynamic monitoring of vehicles and system triggered alerts</p>
	<p>Online chamber monitoring for real-time temperature control with alerts and escalations</p>
	<p>Order management system A network enabled technology platform to orchestrate the service delivery ecosystems</p>



Smart Systems and IoT Innovating each step forward

<p>Warehouse compliance management</p>	
<p>Digital lock (chamber/vehicle) with secure electronic locking system</p>	
<p>Dashboards and reports for robust and transparent reporting systems</p>	
<p>Complaint ticketing system for tracking Internal technical complaints</p>	

Business Divisions



Service Offerings



A long-haul transportation solution with real-time tracking and temperature monitoring systems, ensuring the safe and efficient movement of goods across the country.

Advanced warehousing solutions that help organize, optimize, preserve, and fulfill inventory requirements. Our focus on high fill rates, inventory accuracy, and high-velocity operations management sets us apart.

Short-haul or city delivery management systems that **ensure swift last-mile connectivity** to distributors and retailers.

A revolutionary super stockist solution that goes beyond traditional 3PL services. It **encompasses inventory ownership, sourcing, procurement, distribution, and consolidation.**

This offering positions Snowman as a strategic partner for businesses looking to outsource their entire supply chain.

Transport Division



Long haul primary transportation



Dedicated Warehousing

- From: Suppliers /manufacturing, To: CWH, HUB,CFA
- Transportation of cold and ambient
- Long haul first mile transport management
- 24x7 tracing of vehicle
- Trip wise building



Key Features

- Load capacity 12 to 18 Ton
- From manufacturers to mother warehouse to distribution centre
- Flexible billing solutions- per KM, trip based or dedicated
- 24x7 live monitoring through on-premise command Centre

Secondary, inter-state & intra-city distribution



Dedicated Warehousing

- Secondary transportation
- Tertiary (B2B) Distribution
- 24x7 tracking of vehicles
- POD Management
- Multi-temp vehicles
- Routing & Milk run



Key Features

- Load capacity less than 12 Ton
- For inter-state and intra-city
- Multi-temp vehicles used for transporting
- 24x7 live monitoring through on-premise command centre

Warehouse Division



SNOWPRESERVE®



Warehousing

- Dedicated and variable model
- Shared and dedicated facilities
- Fulfilment center's
- Bonded warehouses
- Receipt, pick, pack & dispatches
- Returns management
- Rooftop Solar

Customer Value Add

- Packing, repacking, labelling
- EXIM operations
- Blast freezing

Key Features

- Strategically located warehouses
- Multi-purpose separate chambers
- Separate ante room & Packing rooms
- Reefer plug for transport vendors
- 100% power backup with integrated solar power
- G+4/G+5 racking

Temperature-controlled warehouses (-25° C to +25° C)

Trading & Distribution Division



SNOWDISTRIBUTE®

- Introduced 5PL in the cold chain logistics / SCM sector
- 5PL leverages technologies to drive highly efficient networks, guaranteeing the best optimization in the entire value chain
- Sourcing services and getting the best contracts in place for client companies
- Strong & efficient ecosystem for supply chain for fast & accurate deliveries

Key Features

- Forecasting
- Material Planning
- Sourcing and Procurement
- Stock Management
- Inventory Ownership
- Vendor Management
- Compliance Management
- End-to-End Service including Billing and Collections
- Vendor Audits



Goods



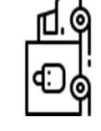
Logistics



Packaging



Warehouse



Delivery



Store

Operational Capabilities



Warehousing

SNOWPRESERVE®

150,000+

Pallets handled (avg. monthly)

70+ Mn

UOM handled (avg. monthly)



Transportation

SNOWLINE® **SNOWREACH**®

2500+

Trips per month (avg.)

5000+

Drops per month (avg.)



Fifth Party Logistics (5PL)

SNOWDISTRIBUTE®

1500+

SKU's handled

1200+

Customer stores served

200+

Vendor partners

Company:



CIN: L15122MH1993PLC285633

Ms. **Richa Gupta**

Email: investorrelations@snowman.in

Contact no.: +91 9903548411

www.snowman.in

