



An ISO 9001 Company

May 21, 2026

National Stock Exchange of India Limited,
Exchange Plaza, Plot No. C/1, G Block,
Bandra Kurla Complex,
Bandra (E), Mumbai – 400 051

BSE Limited,
Floor 25, P J Towers,
Dalal Street,
Mumbai – 400 001

NSE Symbol: **WABAG**

BSE Scrip Code: **533269**

Dear Sir/Madam,

Sub: Presentation on the Audited Financial Results (both standalone and consolidated) of the Company for the quarter and financial year ended March 31, 2026

Ref.: Regulation 30 & 46 of the SEBI (Listing Obligations and Disclosure Requirements) Regulations, 2015

Please find enclosed the presentation on the Audited Financial Results (both standalone and consolidated) of the Company for the quarter and financial year ended March 31, 2026.

The aforesaid presentation is also being uploaded on the website of the Company, www.wabag.com.

Kindly take note of the above.

Thanking You,

Yours faithfully,

For VA TECH WABAG LIMITED

ANUP KUMAR
SAMAL

Digitally signed by ANUP KUMAR SAMAL
DN: cn = ANUP KUMAR SAMAL,
c = IN, o = VA TECH WABAG LIMITED,
ou = VA TECH WABAG LIMITED, email = ANUP.KUMAR.SAMAL@VA-TECH-WABAG.COM,
serial = 1745447366, version = 3

Anup Kumar Samal
Company Secretary & Compliance Officer
Membership No: FCS 4832

Encl.: As above

Sustainable solutions, for a better life



VA TECH WABAG LIMITED
CIN: L45205TN1995PLC030231
"WABAG HOUSE",
No.17, 200 Feet Thoraipakkam-Pallavaram Main Road,
Sunnambu Kolathur, Chennai 600 117, India.

Board : +91- 44 - 6123 2323
Fax : : +91- 44 - 6123 2324
Email : wabag@wabag.in
Web : www.wabag.com



sustainable solutions. for a better life.



VA TECH WABAG LTD.

TECHNOLOGY-FIRST GLOBAL WATER SOLUTIONS PROVIDER

Results Update Presentation Q4 & FY 2025-26



SAFE HARBOR STATEMENT

This presentation and the accompanying slides (the “Presentation”), which have been prepared by VA TECH WABAG LIMITED (the “Company”), have been prepared solely for information purposes and do not constitute any offer, recommendation or invitation to purchase or subscribe for any securities, and shall not form the basis or be relied on in connection with any contract or binding commitment whatsoever. No offering of securities of the Company will be made except by means of a statutory offering document containing detailed information about the Company.

This Presentation has been prepared by the Company based on information and data which the Company considers reliable, but the Company makes no representation or warranty, express or implied, whatsoever, and no reliance shall be placed on, the truth, accuracy, completeness, fairness and reasonableness of the contents of this Presentation. This Presentation may not be all inclusive and may not contain all of the information that you may consider material. Any liability in respect of the contents of, or any omission from, this Presentation is expressly excluded.

This presentation contains certain forward-looking statements concerning the Company’s future business prospects and business profitability, which are subject to a number of risks and uncertainties and the actual results could materially differ from those in such forward-looking statements. The risks and uncertainties relating to these statements include, but are not limited to, risks and uncertainties regarding fluctuations in earnings, our ability to manage growth, competition (both domestic and international), economic growth in India and abroad, ability to attract and retain highly skilled professionals, time and cost over runs on contracts, our ability to manage our international operations, government policies and actions, regulations, interest and other fiscal costs generally prevailing in the economy. The company does not undertake to make any announcement in case any of these forward-looking statements become materially incorrect in future or update any forward-looking statements made from time to time by or on behalf of the company.

Index

06 THE WABAG GROUP



12 FINANCIAL PERFORMANCE



23 ORDER BOOK ANALYSIS



MANAGEMENT COMMENT



Rajiv Mittal

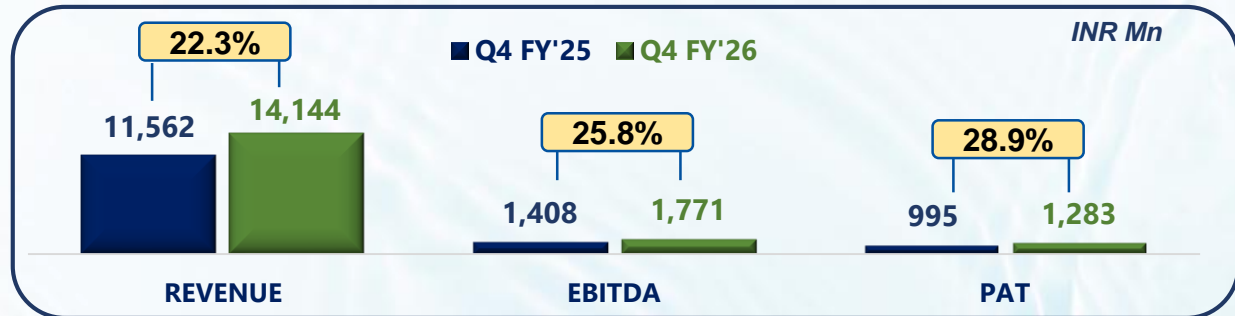
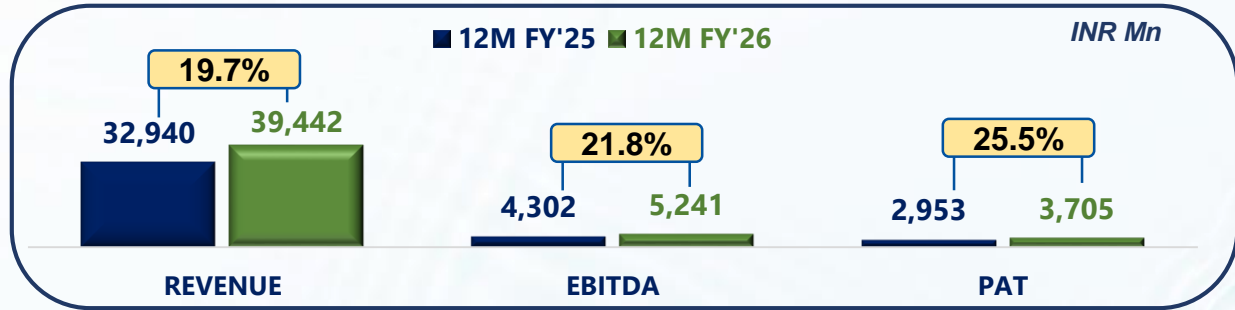
Chairman & Managing Director

“FY’26 marks another year of consistent and profitable growth, aligned with our medium-term guidance, reflecting disciplined execution and the strength of our order book. We also achieved our sixth consecutive year of maintaining a net cash-positive position, reinforcing our financial resilience.

During the year, our credit rating was reaffirmed at ‘IND AA-’ with a Stable outlook, highlighting our strong balance sheet and revenue visibility. With an order book exceeding INR 172 billion, supported by robust payment security, advanced technology projects, and a well-diversified EPC and O&M portfolio, WABAG remains well positioned to sustain this momentum. The Board’s recommendation of a final dividend reflects our confidence in cash generation and commitment to shareholder value.

Looking ahead, we will continue to focus on technology-led water solutions, expand into new energy adjacencies such as Ultra-Pure Water and Bio-CNG, and invest in talent and capabilities to strengthen our position as a trusted partner in global water infrastructure.”

PERFORMANCE HIGHLIGHTS



- Strong Order Book of INR 172 Bn+ → Robust Revenue Visibility
- Order Intake of over INR 75 Bn secured in FY26 and well positioned in projects worth over INR 52 Bn
- Secured 'Mega' PPP order from CMWSSB, towards 45 MLD TTRO Plant in Chennai, reinforcing Water Reuse Leadership.
- Secured ADB funded 'Mega' order from CMWSSB to Build Chennai's City-Wide Looped Water Grid.
- Secured 'Mega' 300MLD Yanbu Desalination order from SWA in KSA.
- Net Cash positive for 6th consecutive Year, driven by quality of order book and cash management.
- Credit Rating reaffirmed at AA-/Stable and A1+

12M FY2025-26 Performance Metrics

13.3% EBITDA MARGIN	9.4% PAT	INR 9,500 Mn* NET CASH	15.7% RoE	104 NWC DAYS	19.4% RoCE
Driven by EP, International, Industrial and O&M Projects	Driven by debt control & improved operating margins	Driven by Efficient Cash Management	Creating long term Shareholder Value	Driven by Operational Efficiency	Driven by Asset Light Business Model

*Net Cash including HAM Project - INR 8,337 Mn



THE WABAG GROUP

100 YEARS YOUNG & STRONG



sustainable solutions. for a better life.

Foundation of WABAG Wasserfilterbau in Wroclaw

Completion of the 3-stage acquisition of WABAG by Deutsche Babcock

Foundation of VA TECH WABAG Ltd., Chennai, India

Acquisition of WABAG from Deutsche Babcock by VA TECH, Austria

Buyout of WABAG India: Management buyout backed by ICICI Venture

Reunification: WABAG India takes over WABAG Austria Group from Siemens Group

VA TECH WABAG Ltd. goes **Public (NSE, BSE)**



Secured its **largest Desalination order in Middle East** – 300 MLD SWA in Yanbu, KSA

WABAG celebrates its Centenary, & Achieved Highest Market Capitalization

Secured **largest Desalination Project of SE Asia** – 400 MLD Perur, Chennai

Secured Landmark **One-City-One-Operator Project** under State Mission for Clean Ganga

Associated with **PM's vision of Clean Ganga** – executed the first STP under Namami Gange at Varanasi

Secured order for **45 MLD TTRO Plant at Koyambedu** under AMRUT Scheme

Secured **first Integrated ETP project** in the SEA in Oil & Gas sector from PETRONAS

Century 2.0 : Pioneering the Next 100 Years

DELIVERING INNOVATIVE WATER SOLUTIONS

Among the World's Top **3*** Largest Private Water Operator,
Touched 96+ Mn lives globally
Desalination Plant Suppliers

25+ Countries
Presence



1,500+ Plants
executed since 1995



INR 172 Bn+; Healthy Order Book with Robust Payment Security



Global R&D Centres in Europe & India



Core Expertise in Engineering & Procurement (EP)



2,000+ Wabagites
across Locations



AA-/Stable & A1+
Credit Rating



125+ IPRs
Developed in-house



Asset Light Model



Promoting **Manufactured Water, Circular Economy and Resource Recovery**



Delivery Models

EP – EPC – DBO – O&M –
BOOT – HAM



Sustainable Solutions

Desalination, Waste Water Treatment, Recycle & Reuse, Effluent Treatment, Drinking Water, ZLD, Sludge Treatment & Energy Recovery



Complete Lifecycle Partnership

Design – Procurement –
Construction – Installation –
Commissioning – O&M

**As per GWI Survey 2024*

ALIGNMENT TO UN SDGs & ESG COMMITMENTS



sustainable solutions. for a better life.

Our Path to Net Zero
Reducing GHG emissions through our sustainable solutions



Water Positive
Effective technology for recycled water production



Waste to Energy
Generating green energy for 25 years



Resource Recovery
Generating valuable Resources from waste



Circular Economy
Contributing to Circular Economy



COMMITMENTS

GOALS

Environment

- Achieve a **20% reduction of emissions under direct control (scope 1 & scope 2) by 2035** through an increase share of renewable energy
- Increase **water positivity by 50%** by 2030

Social

- To achieve **Zero Lost Time Injury Frequency Rate (LTIFR)**
- **Increase gender diversity** among employees through 12% female employee mix by 2030

Governance

- Consistently enhance the **governance practices**
- **Independent Board** consist of only 2 Executive Directors out of 6 Directors

6 CLEAN WATER AND SANITATION

Ensuring availability and sustainable management of water and sanitation through safe drinking water access, wastewater treatment, recycling, and reuse.

7 AFFORDABLE AND CLEAN ENERGY

Advancing energy-efficient treatment systems and optimising energy consumption through renewable energy integration, including biogas and solar-enabled operations.

8 DECENT WORK AND ECONOMIC GROWTH

Creating skilled employment, fostering diversity and inclusion, and investing in workforce well-being, safety, and capability building.

9 INDUSTRY, INNOVATION AND INFRASTRUCTURE

Developing resilient water infrastructure through technological innovation, digital transformation, and sustainable engineering solutions.

11 SUSTAINABLE CITIES AND COMMUNITIES

Supporting urban resilience by enabling reliable and sustainable municipal water and wastewater services.

12 RESPONSIBLE CONSUMPTION AND PRODUCTION

Promoting circular economy principles through water recycling, sludge valorisation, resource recovery, and efficient resource management.

13 CLIMATE ACTION

Strengthening climate adaptation and mitigation through low-carbon solutions and climate-resilient project design.

17 PARTNERSHIPS FOR THE GOALS

Collaborating with governments, industries, financial institutions, and supply chain partners to achievable sustainable development outcomes.

ROBUST GOVERNANCE STRUCTURE

Shareholders



- Long-term **shareholder value creation.**
- Strong engagement through **transparent communication.**

Board



- **Balanced, Independent and Diversified Board.**
- **Experienced and vibrant Board of Directors** with requisite skills and expertise.

Committees



- All seven **committees** are chaired by **Independent Directors.**
- Committees entrusted with **effective governance, risk monitoring, strategy planning & ethical practices.**

Management



- Professional Management with **average 30 years of relevant experience.**
- Promoter among **top 20 Transformative Leaders, top 3 Global Water Leaders and Global Asian of the year 2021-22.**

Employees & Stakeholders



- Promoting **Healthy and Safe Work Practices.**
- **Empowering employees; Shared ownership** through ESOPs.



FOR THE FUTURE

PV Solar, Semi-Conductor, Data Centers & Green H₂

- Well positioned as a complete water solution provider from Raw Water Treatment – UPW – ETP/ZLD with long term O&M
- Actively pursuing opportunities with leading Solar and Green H₂ players in India
- Secured mega desalination order from PV Solar Sector & a break-through order to deliver UPW, ETP & ZLD solutions for a Solar Cell Manufacturing Facility

Biogas to CBG

- Strategic tie up with 'Peak Sustainability Ventures' to establish 100 CBG plants
- Collaborated with one of the leading technology provider for Bio-CNG Projects
- Actively engaging with clients and participating in tenders
- Bio-Gas Upgradation order for CBG production on BOT Model from one of the esteemed clients in India; mobilization activities have commenced

Blue Seed

- Initiative to foster innovation & support emerging start-ups in Water Sector
- First BLUE SEED investment committed to Bengaluru-based Nimble Vision, an indigenous IoT water-infrastructure solutions provider
- Shortlisted and exploring pilot investment opportunities in few other start-ups

Digitalization

- Koyambedu TTRO Plant is powered with operational intelligence platform (AI)
- Piloting a AI/ML based NRW reduction solution in GNN TTRO
- Piloted a AI based Operations & Decision Support System in AMAS Plant in Bahrain
- Exploring opportunities and technologies to digitalize our other plants and networks in India and Middle East



FINANCIAL

Performance

FINANCIAL PERFORMANCE OVER THE YEARS



sustainable solutions. for a better life.

INR Mn

Revenue

28,564

2023 - 2024

32,940

2024 - 2025

39,442

2025 - 2026

CAGR
17.5%

EBITDA

3,768

2023-2024

4,302

2024-2025

5,241

2025 - 2026

CAGR
18%

PAT

2,456

2023-2024

2,953

2024-2025

3,705

2025 - 2026

CAGR
23%

EPS

39.49

2023-2024

47.48

2024-2025

59.51

2025 - 2026

Consistent Value Creation & Shareholder Returns

The Board of Directors has recommended a dividend of **₹ 5 per equity share (250% of Face Value)** for FY 2025–26, subject to shareholder approval at the ensuing Annual General Meeting.

The Dividend recommendation reflects:

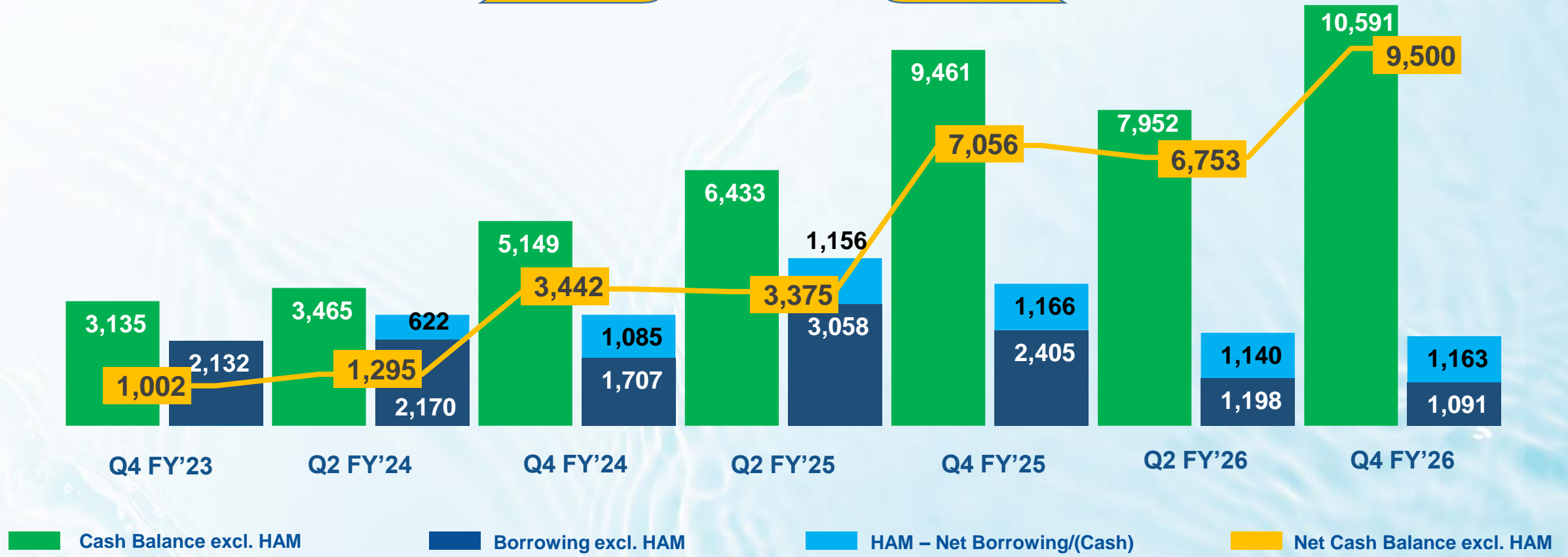
- Strong operational and financial performance
- Healthy cash flow generation
- Continued confidence in the Company's long-term growth outlook
- Commitment to balanced capital allocation between growth investments and shareholder returns

This recommendation reinforces the Company's focus on delivering consistent value to shareholders while maintaining a strong and resilient balance sheet.

CASH & DEBT POSITION

INR Mn

**Net Cash Positive
INR 9,500 Mn**



6th Consecutive Year of Net Cash Positive

MEDIUM TERM OUTLOOK



Outlook (3-5 Years)

Order Book 3x of Revenue

Revenues
15 - 20% CAGR

EBITDA Margin
13 - 15%

RoCE >20%
Asset Light

O&M at 20%
of Total Revenues

RoE >15%

Net Cash Positive



Performance FY'26

INR 172 Bn+

Up 19.7% (YoY)

13.3%

19.4%

17%

15.7%

INR 9,500 Mn
(excl. HAM)



Commentary

>4x of revenue;
Strong growth visibility

Growth on track; Driven by
efficient execution & new projects

Consistent Performance
on profitability

Asset Light
Business Model

O&M focus on track towards
outlook

Creating long term value for
shareholders

Net Cash Positive;
6th consecutive year

CONSOLIDATED PROFIT & LOSS STATEMENT



sustainable solutions. for a better life.

INR Mn

Particulars	FY'26	FY'25	YoY%	Q4 FY'26	Q4 FY'25	YoY%
Total Income	40,385	33,386	21.0%	14,462	11,676	23.9%
Revenue from Operations	39,442	32,940	19.7%	14,144	11,562	22.3%
Cost of Sales	30,038	25,605		11,136	9,523	
Total Cost of Operations (TCO)	4,630	3,112		1,434	623	
Forex Loss/(Gain)	(467)	(79)		(197)	8	
EBITDA	5,241	4,302	21.8%	1,771	1,408	25.8%
EBITDA Margin (%)	13.3%	13.1%		12.5%	12.2%	
Net Interest (Income)/Cost	(232)	72		(83)	(40)	
Dividend Income	(13)	(23)		(0)	(8)	
Bank Charges	498	454		127	139	
Gain on Sale of Subsidiary & FA	-	(81)		-	10	
Depreciation & Amortization	62	59		15	14	
Exceptional Items*	47	-		-	-	
Tax	1,188	896		419	316	
Share of Profits / MI (Net)	(14)	(27)		10	(18)	
Profit After Tax	3,705	2,953	25.5%	1,283	995	28.9%
Profit Margin (%)	9.4%	9.0%		9.1%	8.6%	

*One time impact of new Labour Codes

STANDALONE PROFIT & LOSS STATEMENT

INR Mn

Particulars	FY'26	FY'25	YoY%	Q4 FY'26	Q4 FY'25	YoY%
Total Income	34,014	29,107	16.9%	12,197	10,497	16.2%
Revenue from Operations	32,844	28,738	14.3%	11,669	10,385	12.4%
Cost of Sales	25,129	22,255		9,356	8,579	
Total Cost of Operations (TCO)	3,777	2,615		1,074	439	
Forex Loss/(Gain)	(771)	(161)		(414)	(23)	
EBITDA	4,709	4,029	16.9%	1,653	1,390	18.9%
EBITDA Margin (%)	14.3%	14.0%		14.2%	13.4%	
Net Interest (Income)/Cost	(311)	(21)		(101)	(47)	
Bank Charges	440	406		104	123	
Gain on Sale of Subsidiary & FA	-	(2)		-	(1)	
Depreciation & Amortization	39	30		10	8	
Exceptional Items	47	-		-	-	
Tax	1,150	902		414	316	
Profit After Tax	3,344	2,713	23.3%	1,226	990	23.9%
Profit Margin (%)	10.2%	9.4%		10.5%	9.5%	

*One time impact of new Labour Codes

BALANCE SHEET

INR Mn

Particulars	Consolidated		Standalone	
	FY'26	FY'25	FY'26	FY'25
Total Equity (Net Worth)	25,737	21,450	21,082	17,836
Non-Current Payables	1,892	2,274	1,892	2,334
Trade Payables	12,623	10,457	12,004	9,659
Borrowings	2,255	3,573	920	2,335
Other Non-Current Liabilities	2,243	1,982	2,138	1,884
Other Current Liabilities	16,474	12,936	12,131	10,051
Total Equity & Liabilities	61,224	52,673	50,167	44,099
Fixed Assets	661	667	616	609
Non-Current Receivables	6,481	5,951	6,468	5,938
Trade Receivables	25,236	20,129	22,921	18,330
Cash & Bank Balances	10,592	9,446	9,032	8,401
Other Non-Current Assets	3,196	3,246	2,330	2,173
Other Current Assets	15,059	13,234	8,800	8,648
Total Assets	61,224	52,673	50,167	44,099

CASH FLOW STATEMENT

INR Mn

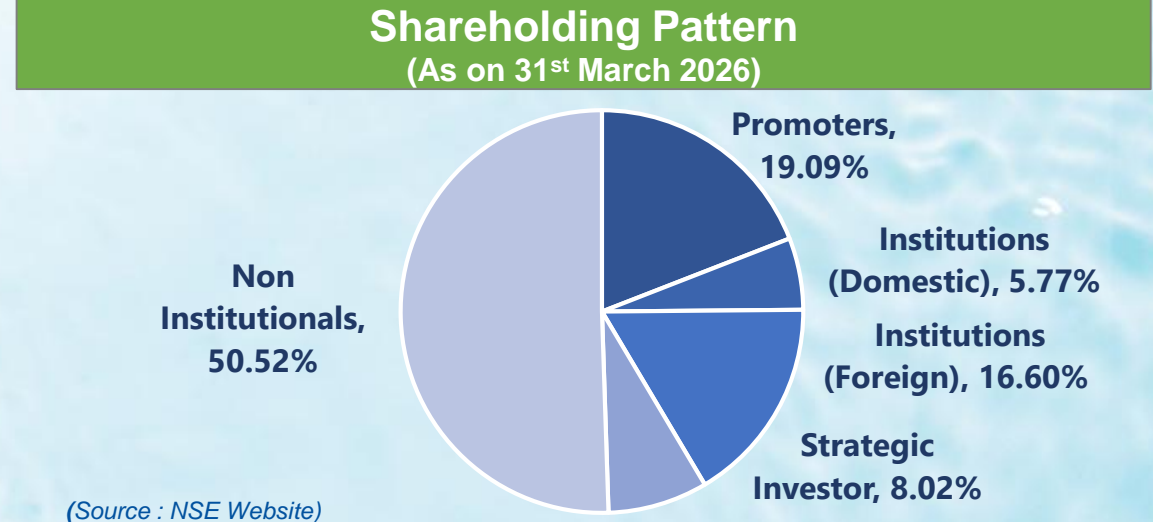
Particulars	FY'26		FY'25	
	Consolidated	Standalone	Consolidated	Standalone
Net cash generated from / (used in) operations	2,067	2,033	3,552	4,211
Net cash generated from / (used) in investing activities	(204)	87	(1,210)	(1,431)
Net cash generated from financing activities	(1,849)	(1,787)	340	452
Cash and cash equivalents at the end	7,851	6,490	7,177	6,142

CAPITAL MARKET INFORMATION

Stock Performance (1st April 2025 to 21st May 2026)



Stock Information (As on 31 st March 2026)	
Face Value (INR)	2
Closing Market Price (INR)	1,157
FY 2026 H/L (INR)	1,049 / 1,649
Equity Shares Outstanding (No.)	62,309,595
Market Capitalisation (INR Mn)	72,117





ORDER BOOK

Analysis

REVENUE BREAKUP – FY'26

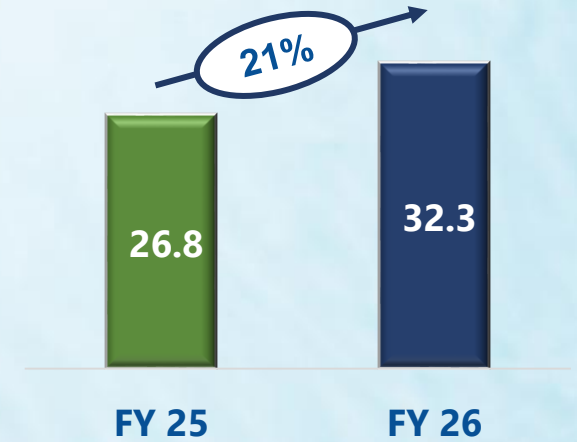
By Business Offering & Customer Segment

	Municipal	Industrial	Total
EPC	25,647	6,612	32,260
O&M	5,534	1,290	6,824
Grand Total	31,181	7,903	39,084

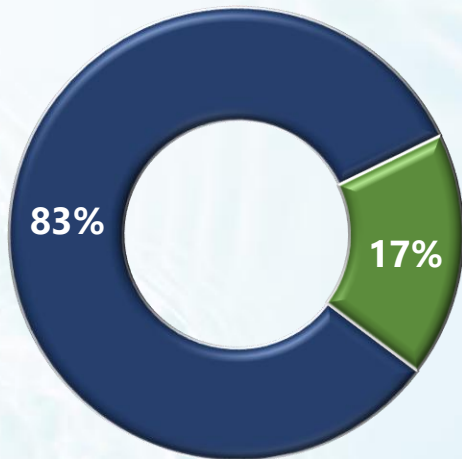
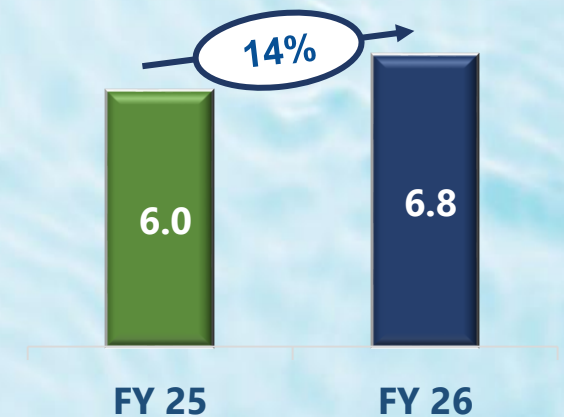
By Geography *INR Mn*

	Total
India	18,587
Overseas	20,497
Grand Total	39,084

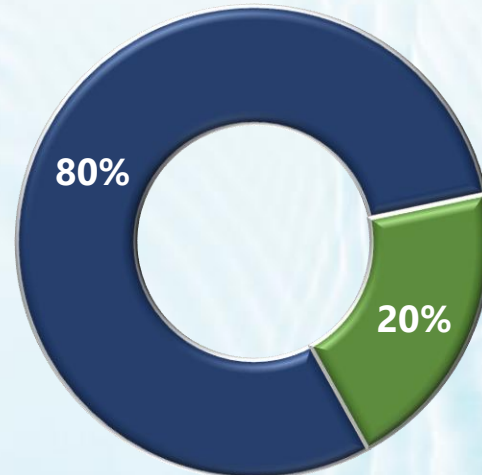
EPC (INR Bn)



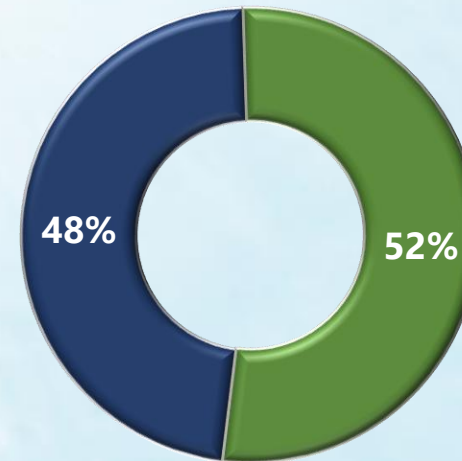
O&M (INR Bn)



■ EPC ■ O&M



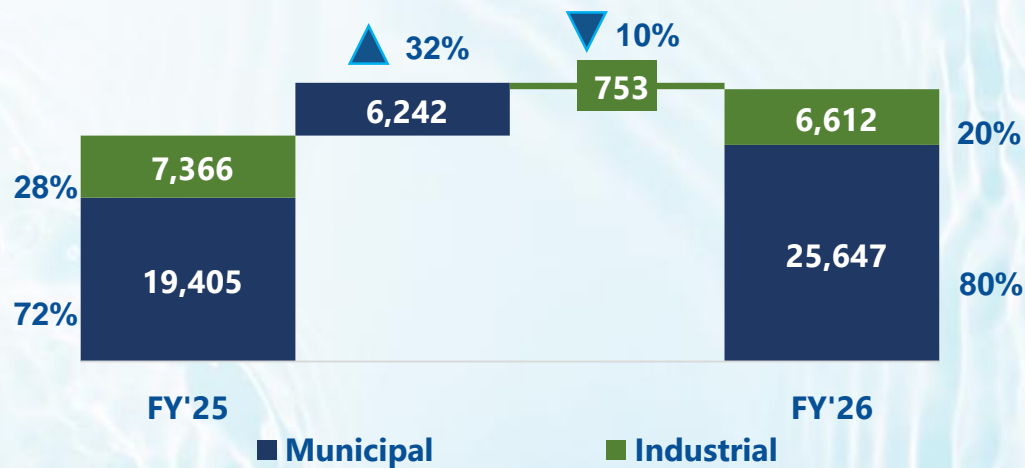
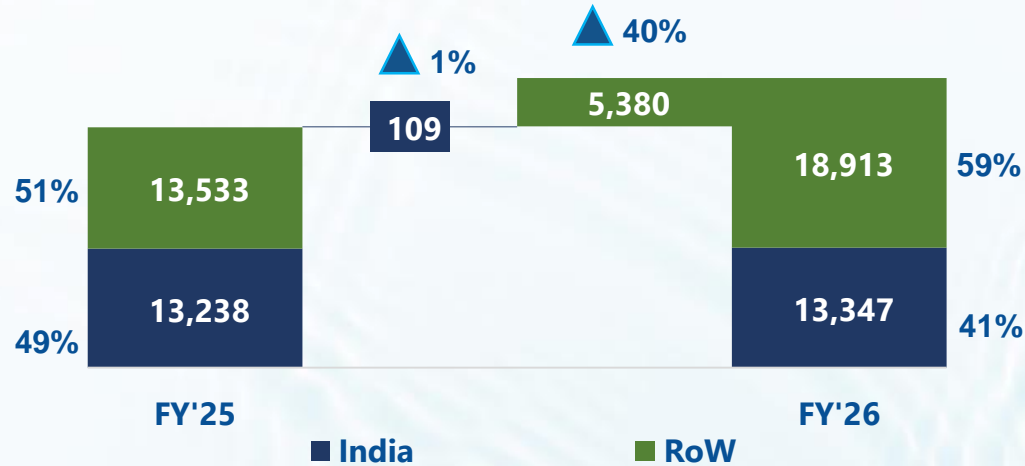
■ Municipal ■ Industrial



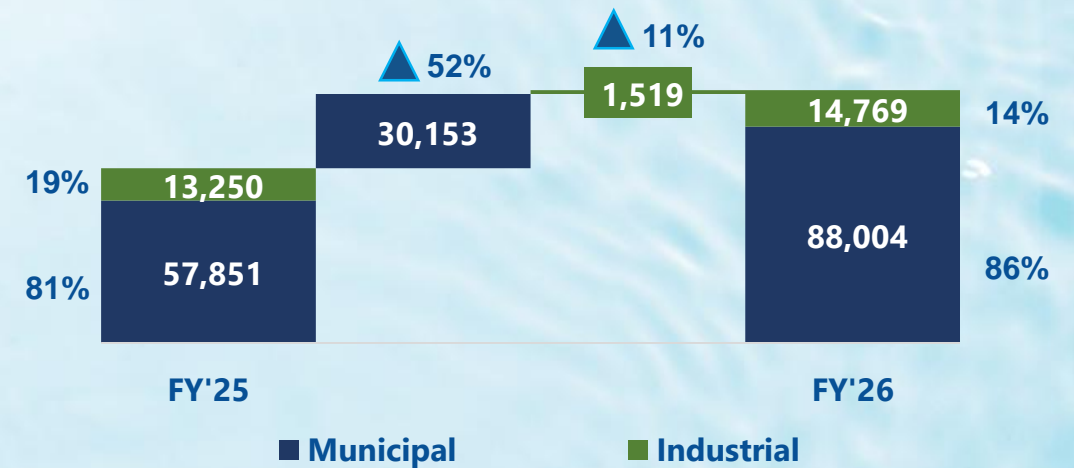
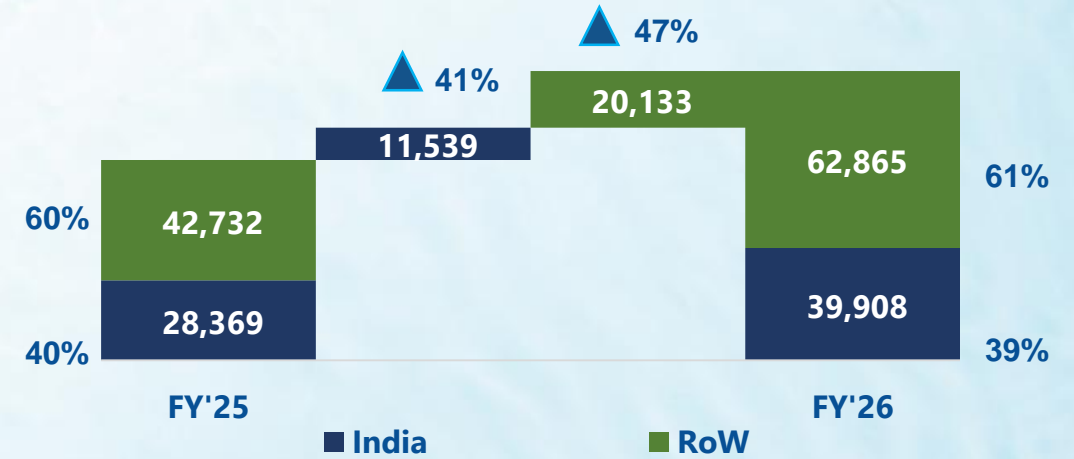
■ India ■ RoW

EPC BUSINESS ANALYSIS – FY'26

Revenue Growth (YoY) 21%

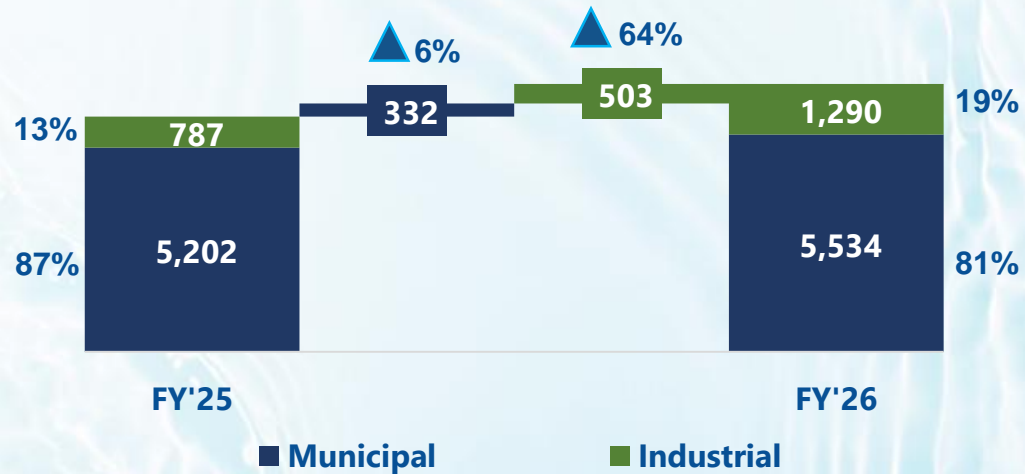
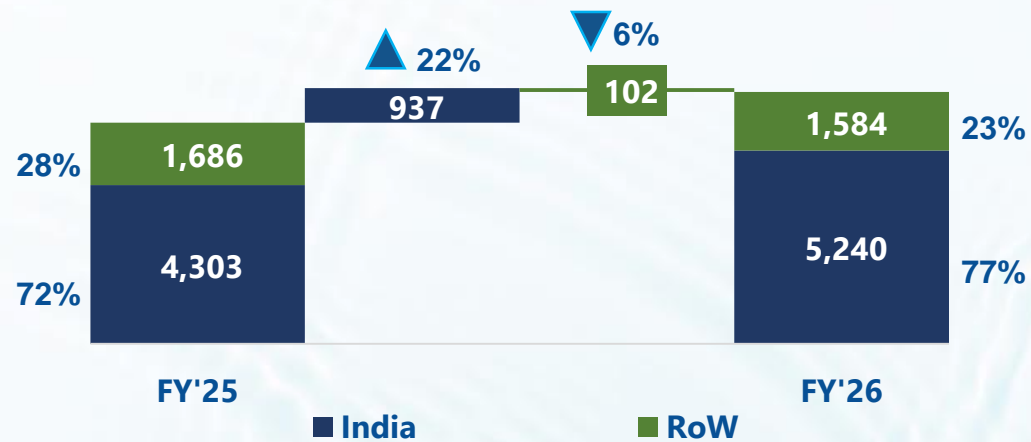


Order Backlog Growth (YoY) 45%

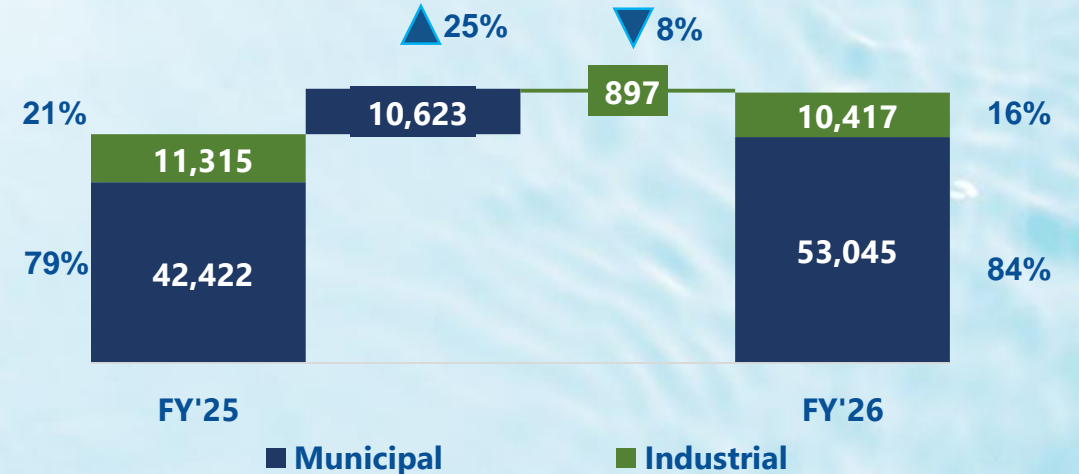
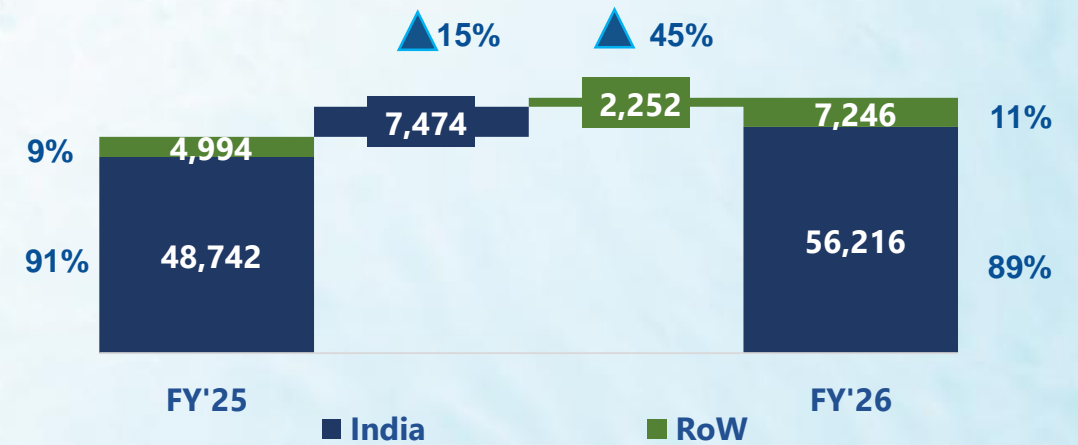


O&M BUSINESS ANALYSIS – FY'26

Revenue Growth (YoY) 14%

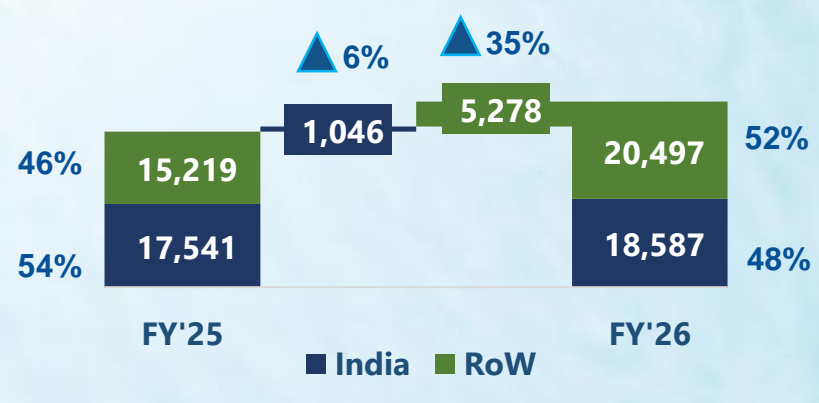
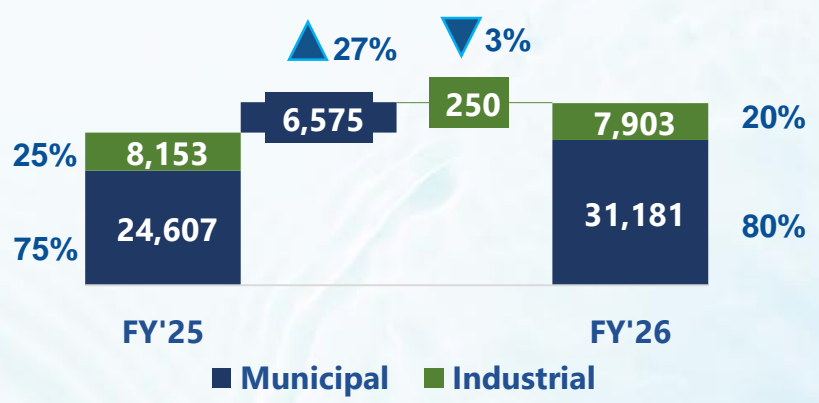
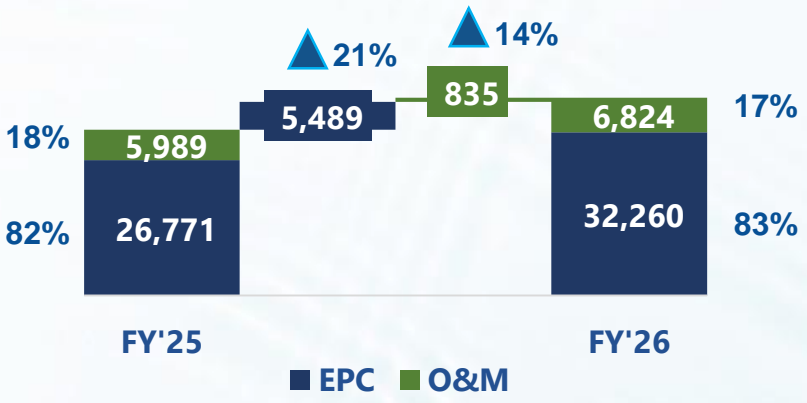


Order Backlog Growth (YoY) 18%

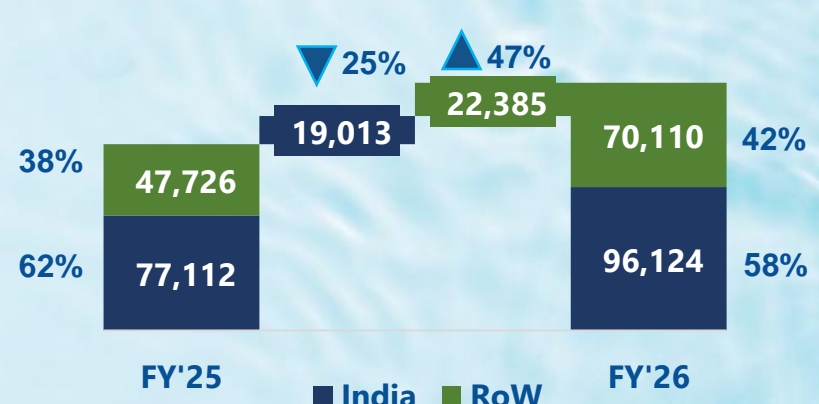
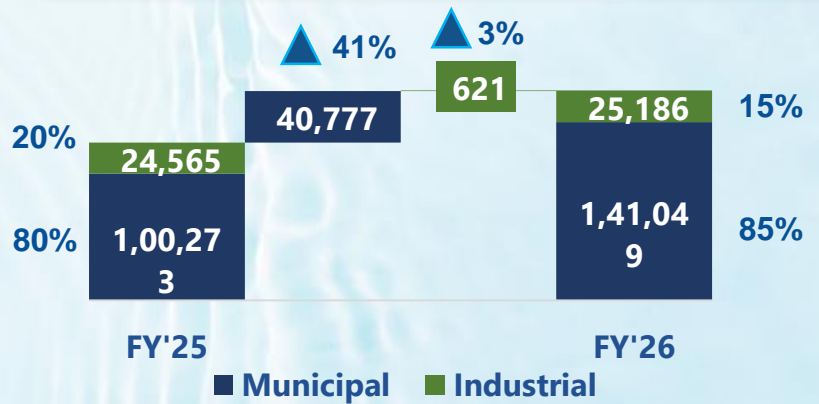
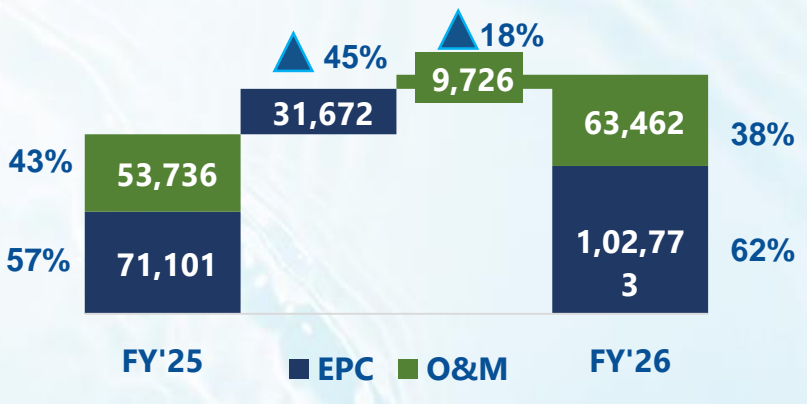


ORDER BOOK ANALYSIS – FY'26

Revenue Growth (YoY) 19%



Order Backlog Growth (YoY) 33%



ORDER INTAKE BREAKUP – FY'26

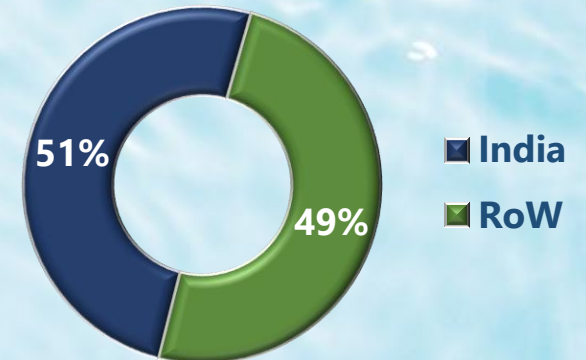
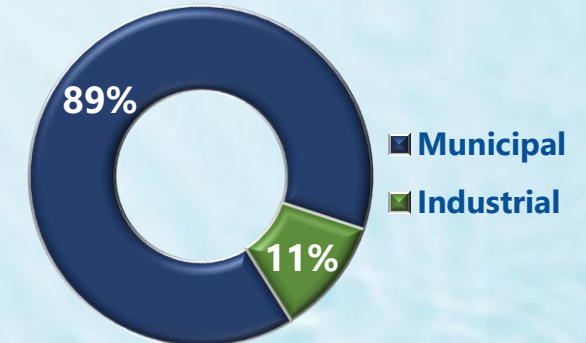
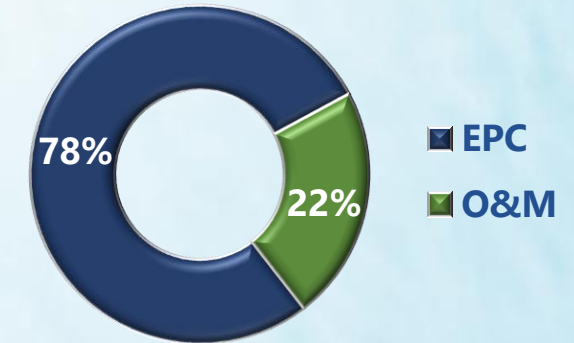
By Business Offering & Customer Segment

	Municipal	Industrial	Total
EPC	50,146	7,919	58,065
O&M	16,315	328	16,643
Grand Total	66,461	8,247	74,708

By Geography

INR Mn

	Total
India	37,750
Overseas	36,958
Grand Total	74,708



Key Orders

300 MLD SWA, Yanbu Al-Bahr, KSA – Desalination

CMWSSB- Chennai Ring Main system

CMWSSB- 45 MLD TTRO Plant in Chennai (RFOMT)

BWSSB, Bengaluru – WWTP

Al Madina Al Shamaliya (AMAS), Bahrain - STP

RenewSys India Pvt. Ltd., Hyderabad – UPW/ZLD/ETP

Compressed Bio-Gas Production, UP

255 MLD, Melamchi Water Supply Development Board, Nepal - WTP

50 MLD SWA, Aljouf, KSA - BWRO Plant

Water Block Package from BPCL, Bina, MP – RWTP/RODMP/ZLD

Nature

EPC

DBO

PPP

DBO

O&M

EP

BOT

DBO

EPC

EPC

Classification

Mega

Mega

Mega

Large

Medium

Small

Small

Large

Large

Large

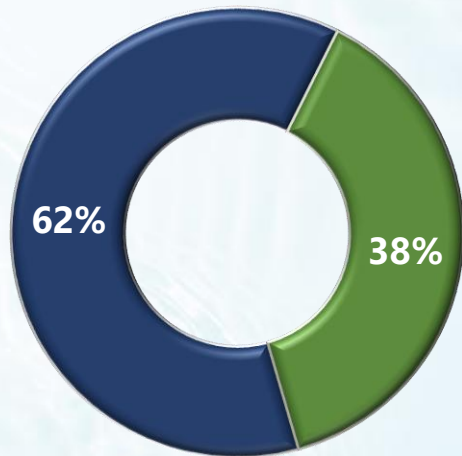
CLOSING BACKLOG – FY'26

By Business Offering & Customer Segment

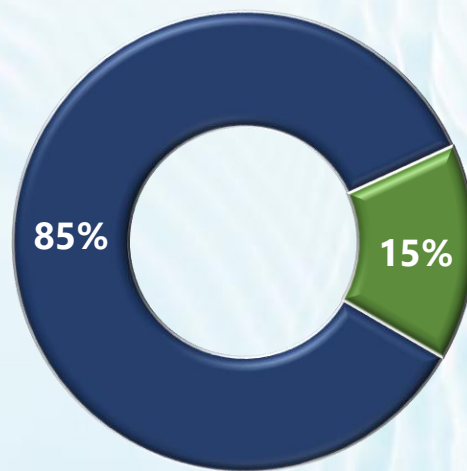
	Municipal	Industrial	Total
EPC	88,004	14,769	1,00,999
O&M	53,045	10,417	63,462
Framework			6,114
Grand Total	1,41,049	25,186	1,72,349

By Geography *INR Mn*

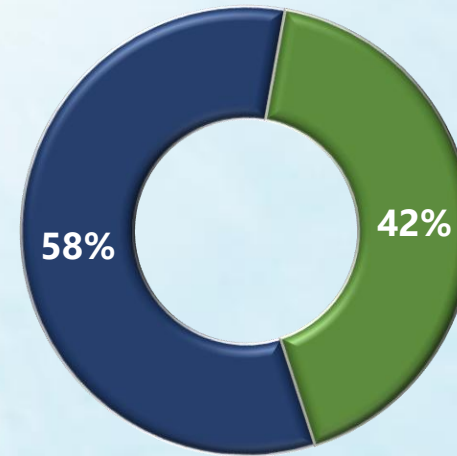
	Total
India	96,124
Overseas	70,110
Framework	6,114
Grand Total	1,72,349



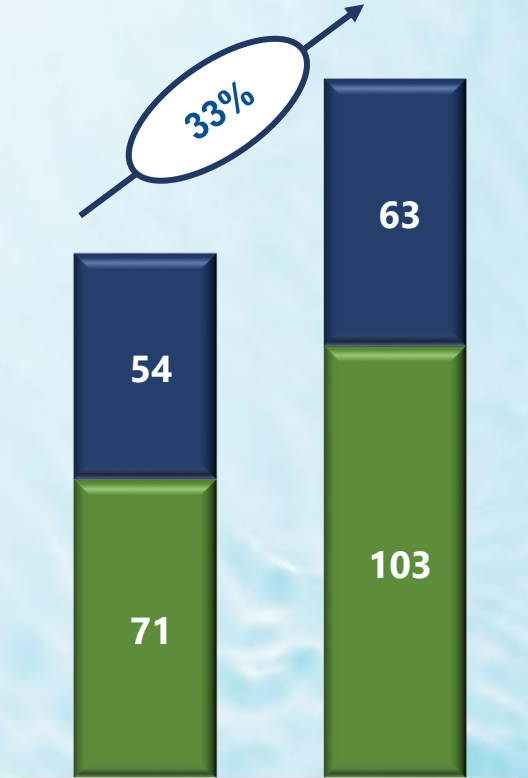
■ EPC ■ O&M



■ Municipal ■ Industrial



■ India ■ RoW



Opening
FY'26

FY'26

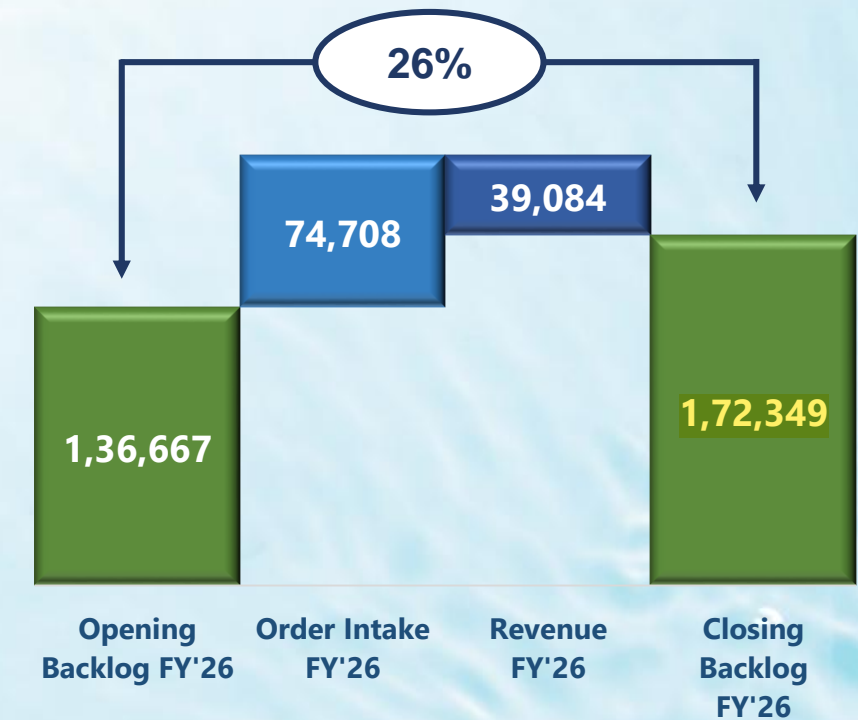
■ EPC ■ O&M
(INR Bn)

KEY PROJECTS IN ORDER BACKLOG

S.N	Key Contracts in Order book	Nature	Classification*
1	300 MLD SWA, Yanbu Al-Bahr, KSA	Desalination	Mega
2	400 MLD Perur, Chennai	Desalination	Mega
3	CMWSSB- Chennai Ring Main system	Looped Water Grid	Mega
4	100 MLD Indosol, Andhra Pradesh	Desalination	Major
5	CMWSSB- 45 MLD TTRO Plant in Chennai	RFOMT	Mega
6	54+19 MLD Lusaka Water Supply and Sanitation Company	WWTP	Major
7	UPJN, O&M of Agra & Ghaziabad	OCOO	Mega
8	200 MLD Al Haer ESC, KSA	ISTP	Mega
9	Water Block Package from BPCL, Madhya Pradesh	RWTP/RODM P/ZLD	Large
10	200 MLD Pagla, Bangladesh	STP	Major

*Based on Order Value

Key Framework Contracts #	Amount
Libya STP ##	6,114



Contracts wherein Advance Monies / LC awaited, not taken in Order Intake

Local currency LC received; EUR LC expected soon

Annexure

AWARDS & ACCOLADES

Asia's Most Promising Business Leaders 2025–26



Mr. Rajiv Mittal, Chairman & Managing Director of WABAG, has been recognized as one of Asia's Most Promising Business Leaders 2025–26 by the Times Group.

Global Sustainability & Innovation Awards 2026



WABAG is proud to be recognized as a winner in the category "Innovation in Sludge Treatment & Resource Recovery", showcasing our focus on cutting-edge and resource-efficient solutions.

Smart Manufacturing & Enterprises Award 2026



WABAG has been honored in the Very Large Category by Smart Manufacturing & Enterprises (SME), reflecting our strong growth and industry leadership.

AWARDS & ACCOLADES



sustainable solutions. for a better life.



Building and sustaining a
High-Trust, High-Performance Culture

We are proud to be
Great Place To Work® Certified™

CII National EHS Excellence Awards 2025



WABAG received the Bronze Award at the CII National EHS Excellence Awards 2025 for the 150 MLD K&C Valley Wastewater Treatment Plant, Bengaluru.

Water Digest World Water Awards 2025–26



WABAG continues its legacy of excellence with recognition for "Best WWTP" for the Digha & Kankarabagh Project, along with accolades as a "Complete Water Solution Provider – Industrial" and "Net Zero Initiative of the Year."

OUR KEY CLIENTS

Municipal

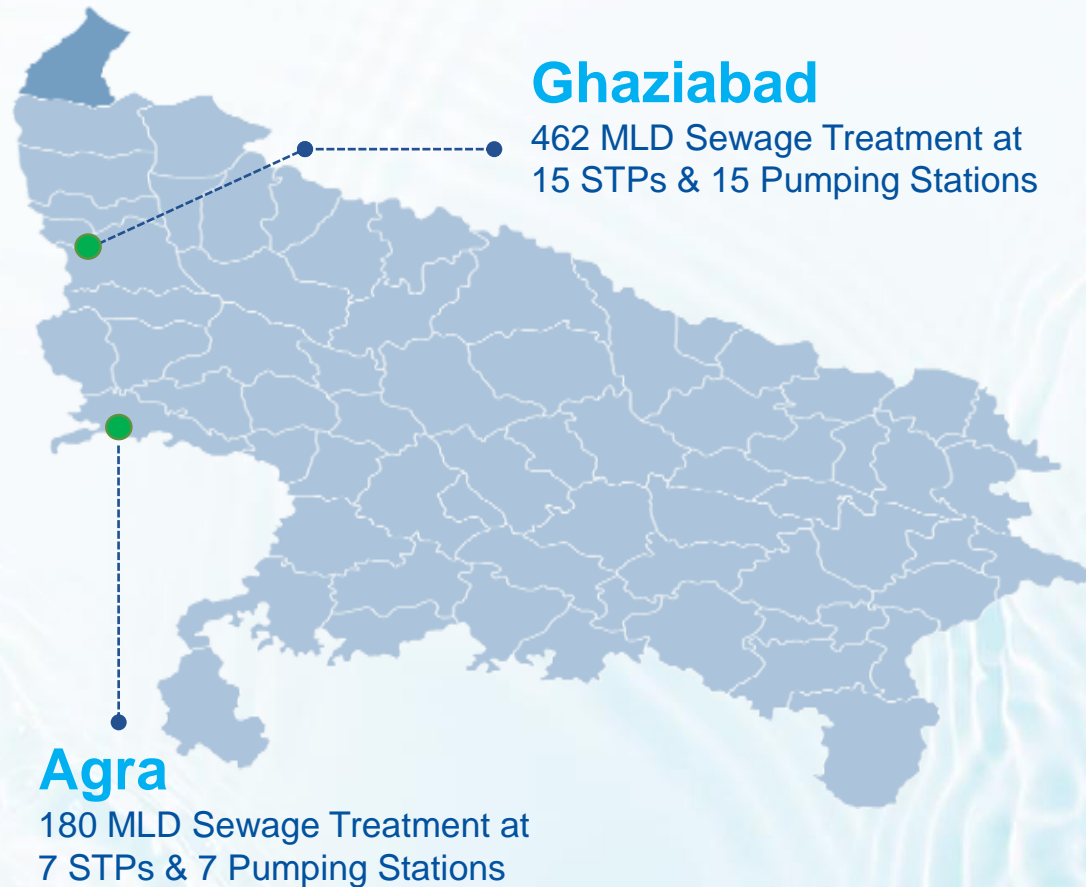
Funding Agencies

Industrial

Serving clients in....

- Municipal Water & Waste Water
- Oil & Gas
- Power plants
- Steel
- Food & Beverages
- Fertilizer
- Industrial parks


PIONEERING THE 'ONE-CITY ONE-OPERATOR' MODEL



Ensuring sustainable and healthy Environment for the citizens of Agra and Ghaziabad, India



Resolving **SEWER NETWORK** issues promptly and ensuring customer satisfaction



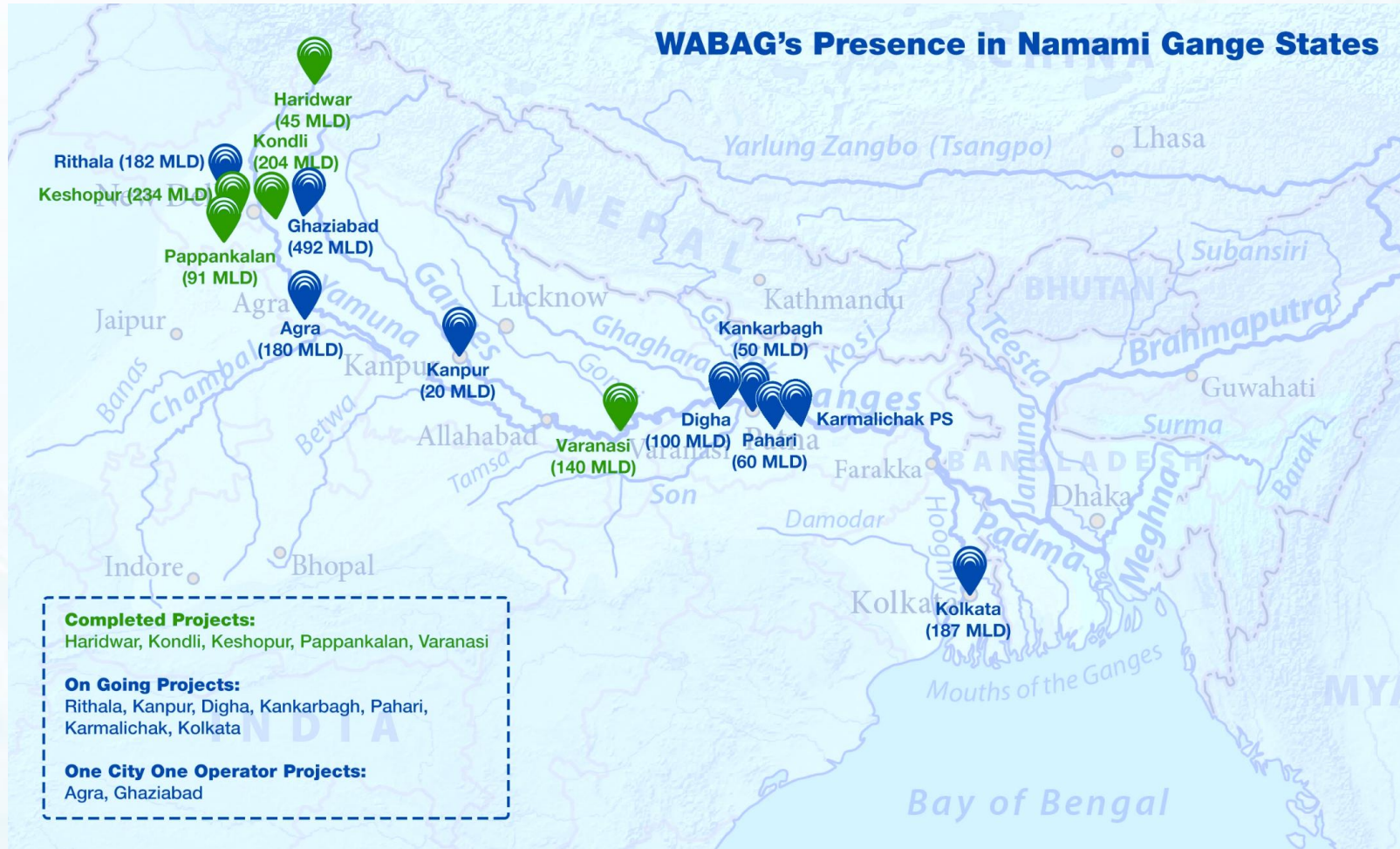
Ensuring functioning of the **PUMPING STATIONS** efficiently, round the clock



Operating and Maintaining the **STPs for SAFE DISCHARGE** of treated sewage into River Yamuna

INCREASING CONTRIBUTION IN CLEANING THE HOLY RIVER

WABAG's Presence in Namami Gange States



Managing over
195 crore
liters each day

Ensuring
Aviralta & Nirmalta
of River Ganga

**110 MLD SWRO (Desalination)
Plant, Nemmeli, Chennai, India**

*India's largest operational
desalination plant till date*



**191 MLD SWRO (Desalination) Plant,
Al Gubrah, Oman**

*Largest desalination plant in the country of
Oman*



**140 MLD Sewage Treatment
Plant, Dinapur, Varanasi, India**

*First and largest STP to be
inaugurated under 'Clean Ganga'
mission*



**Al Madina Al Shamaliya 40 MLD
Sewage Treatment Plant, Bahrain**

*Awarded Wastewater Project of the Year
at Global Water Awards, 2019*



**LANDMARK
PROJECTS**

**32 MLD Drinking Water Treatment
Plant, Dambulla, Srilanka**

*Integrated water supply scheme with
transmission, distribution and water treatment*



**54 MLD Effluent Treatment &
Recycling plant for Indian Oil
Corporation Limited, Paradip, Odisha**

India's largest industrial water recycling plant



**50 MLD BWRO (Desalination), for
Reliance Industries, Dahej, India**

*Turnkey project executed in record 8
months 24 days*




**102 MLD Industrial Effluent Treatment
Plant for PETRONAS, Malaysia**

*Largest industrial Effluent Treatment Plant in
Southeast Asia*



130 MLD Drinking Water Treatment Plant, Tanzania

First water project in Africa to be commissioned under EXIM India funding



40 MLD Madinaty Wastewater Treatment Plant, Cairo, Egypt

Water reclamation plant for new satellite city near Cairo



14 Sarneraatal WWTP, Alpnach, Switzerland

First plant in Switzerland to be commissioned with NEREDA® technology



110 MLD Sewage Treatment Plant, Kodungaiyur, Chennai, India

One of the most energy efficient and energy neutral STPs in the country



LANDMARK PROJECTS

45 MLD Koyambedu TTRO Recycle Reuse Plant, Chennai, India

One of the largest and technologically most advanced water reuse plants in India ensuring Chennai's Water security



Total City Water Management, Istanbul, Turkey

Managed 124 units catering to 16 Mn population in Asian & European districts of Istanbul



Industrial Effluent Treatment Plant for Phillip Morris, Otopeni, Bucharest, Romania

Treatment of effluents from tobacco production



5 MLD Industrial Water Reclamation Plant, Ujams, Windhoek, Namibia

First plant of its kind in Namibia, treating effluents from five different production facilities





THANK YOU

Company

VA Tech Wabag Ltd.

CIN - L45205TN1995PLC030231

Mr. Skandaprasad Seetharaman

Group Chief Financial Officer

investors@wabag.in | www.wabag.com

IR Advisors

Adfactors PR Pvt. Ltd.

CIN - U74140MH1997PTC110210

Ms. Savli Mangle

Vice President

savli.mangle@adfactorspr.com | www.adfactorspr.com