



BHARAT DYNAMICS LIMITED

(A Govt. of India Enterprise, Ministry of Defence)

CIN :- L24292TG1970GOI001353

Corporate Office: - Plot No. 38-39, TSFC Building, Near ICICI Towers, Financial District,
Nanakramguda, Hyderabad-500032

Registered Office: - Kanchanbagh, Hyderabad-500058

Tel: 040-23456145; Fax: 040-23456110

E-mail: investors@bdl-india.in; Website: <https://bdl-india.in>

BDL/CS/2024/SE-54

Date:29/11/2024

To, Compliance Department The National Stock Exchange of India Ltd Exchange Plaza, Bandra-Kurla Complex, Bandra (East) Mumbai- 400051 Scrip Code- BDL	To, Compliance Department BSE Limited Phiroze Jeejeebhoy Tower, Dalal Street Mumbai- 400001 Scrip Code- 541143
---	--

Subject: Investor Meet / Conference –Investors Presentation Reg

1. Please find enclosed the Investors presentation.
2. This is for your information and record.

For Bharat Dynamics Limited

N. Nagaraja
Company Secretary



BHARAT DYNAMICS LTD.
(A Govt. of India Enterprise)



BHARAT DYNAMICS LIMITED

Investor Presentation

December -2024

DISCLAIMER



By attending the meeting/telephonic call where this presentation is made, you agree to be bound by the trailing restrictions regarding the information disclosed in this presentation. This presentation has been prepared by Bharat Dynamics Limited (the “Company”) solely for information purposes without any regard to any specific objectives, financial situations or information needs of any particular person and does not constitute a recommendation regarding the securities of the Company.

This presentation, its contents and any oral information provided in connection with this presentation are strictly confidential and should not be copied, published or reproduced in any form or distributed, disseminated or disclosed, in whole or part, by recipients directly or indirectly to any other person. Failure to comply with this restriction may constitute a violation of applicable securities laws.

This presentation contains certain statements that are or may be forward-looking statements. These statements include descriptions regarding the intent, belief or current expectations of the Company or its directors and officers with respect to the results of operations and financial condition of the Company. These statements can be recognized by the use of words such as “expects,” “plans,” “will,” “estimates,” “projects,” or other words of similar meaning. Such forward-looking statements are not guarantees of future performance and involve risks and uncertainties, and actual results may differ from those in such forward-looking statements as a result of various factors and assumptions which the Company believes to be reasonable in light of its operating experience in recent years. The risks and uncertainties relating to these statements include, but not limited to, risks and uncertainties, regarding fluctuations in earnings, our ability to manage growth and competition, among others. The Company does not undertake any obligation to revise or update any forward-looking statement that may be made from time to time by or on behalf of the Company. Any investment in securities issued by the Company will also involve certain risks. There may be additional material risks that are currently not considered to be material or of which the Company, its promoters, any placement agent, their respective advisers or representatives are unaware. Against the background of these risks, uncertainties and other factors, viewers of this presentation are cautioned not to place undue reliance on these forward-looking statements. The Company, its promoters, any placement agent, their respective advisers or representatives assume no responsibility to update forward-looking statements or to adapt them to future events or developments. Accordingly, any reliance you place on such forward-looking statements will be at your sole risk.

The information contained in this presentation has not been independently verified. The information in this presentation is in summary form and does not purport to be complete. No representation, warranty, guarantee or undertaking, express or implied, is or will be made as to, and no reliance should be placed on, the accuracy, completeness, correctness or fairness of the information, estimates, projections and opinions contained in this presentation. Potential investors must make their own assessment of the relevance, accuracy and adequacy of the information contained in this presentation and must make such independent investigation as they may consider necessary or appropriate for such purpose. Such information and opinions are in all events not current after the date of this presentation. Further, past performance of the Company is not necessarily indicative of its future results. Any opinions expressed in this presentation or the contents of this presentation are subject to change without notice. This presentation should not be construed as legal, tax, investment or other advice. Neither the Company or its promoters, nor any placement agent or their respective advisers or representatives shall have any responsibility or liability whatsoever (for negligence or otherwise) for any loss howsoever arising from this presentation or its contents or otherwise arising in connection therewith. The information set out herein may be subject to updating, completion, revision, verification and amendment and such information may change materially. Neither the Company, its promoters, any placement agent, nor any of their respective advisers or representatives is under any obligation to update or keep current the information contained herein.

This presentation does not constitute or form part of and should not be construed as, directly or indirectly, any advertisement, offer or invitation or inducement to sell or issue, or any solicitation of any offer to purchase or subscribe for, any securities of the Company by any person whether by way of private placement or to the public, in any jurisdiction, including in India, the United States, Australia, Canada or Japan, nor shall it or any part of it or the fact of its distribution form the basis of, or be relied on in connection with, any investment decision or any contract or commitment therefor. Investing in securities involves certain risks and potential investors should note that the value of the securities may go down or up. Accordingly, potential investors should obtain and must conduct their own investigation and analysis of the relevant information carefully before investing.

This presentation is not a prospectus, a statement in lieu of a prospectus, an offering circular, an advertisement or an offer document under the Companies Act, 2013, the Securities and Exchange Board of India (Issue of Capital and Disclosure Requirements) Regulations, 2018, each as amended, or any other applicable law in India.

In this presentation:

- All figures mentioned are for the Company as a standalone entity and for the period indicated at respective places.
- 1 Crore = 10 Million = 100 Lakh.

BHARAT DYNAMICS LIMITED

ORDER BOOK POSITION

Stable Order Book

Total
Order Book
as on
1st April 2024
INR 19434
Crore

New Orders received
in FY 2024-25

INR 154 Crore

Total
Order Book
as on
30th Sep 2024
INR 18852
Crore

Orders in pipeline
in next 2-3 years

INR 20000 Crore
Approx.

Export Orders


Export Order
Position as on
30 Sep 2024 :

INR 2445 Cr
Approx

Potential
Products
for
Exports



Akash
SAM



Light
Weight
Torpedo



CMDS



NAG



Konkurs M



SAAW



Astra

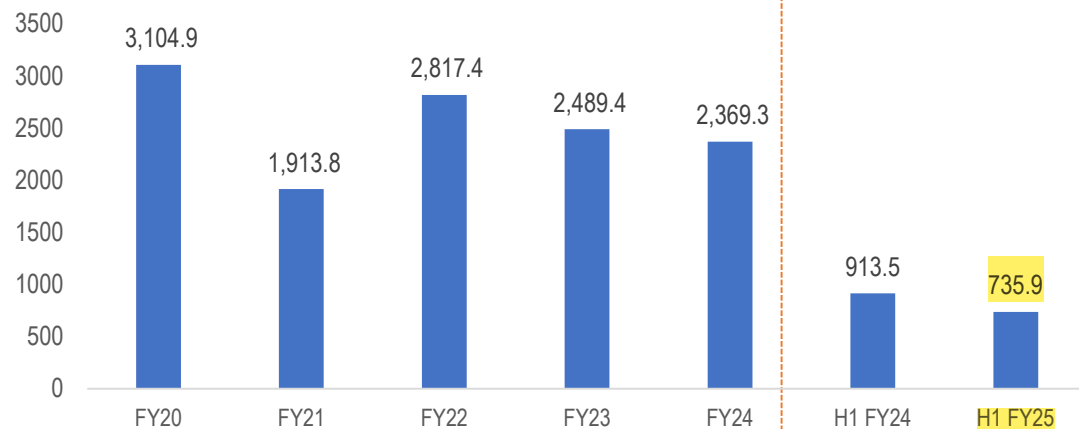


Helina/Dhruvastra

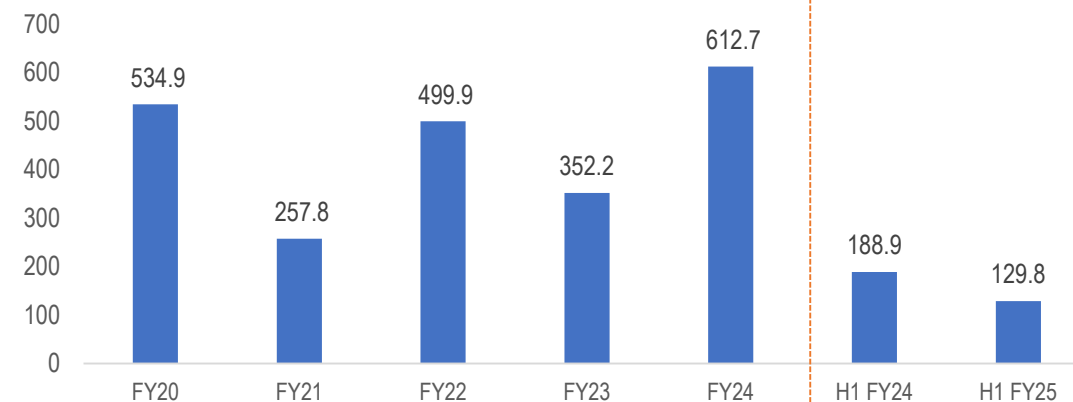
BHARAT DYNAMICS LIMITED

KEY FINANCIAL HIGHLIGHTS

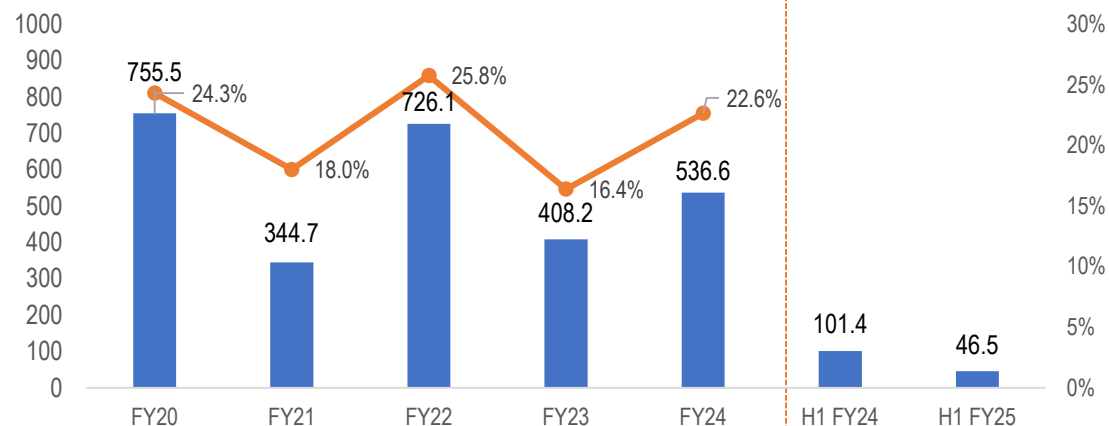
Revenue from Operations (in INR Cr)



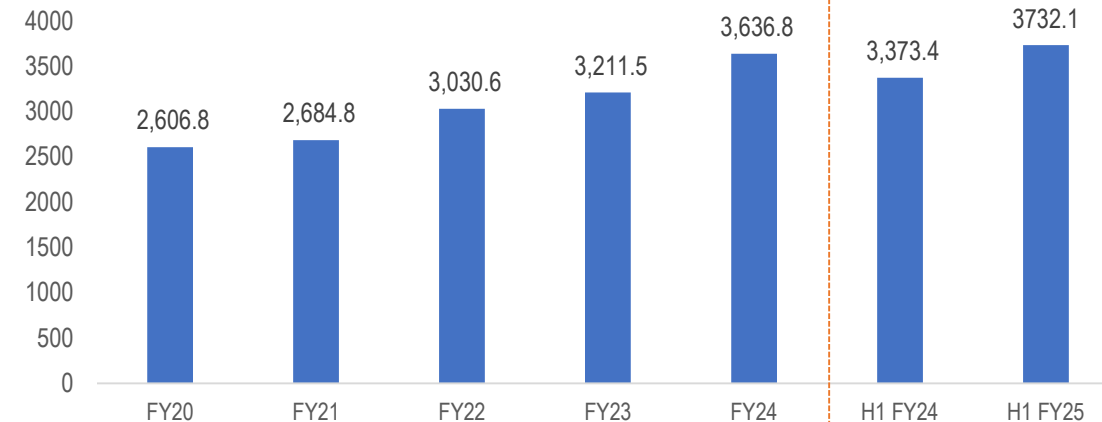
PAT (in INR Cr)



EBITDA (in INR Cr) & EBITDA Margin



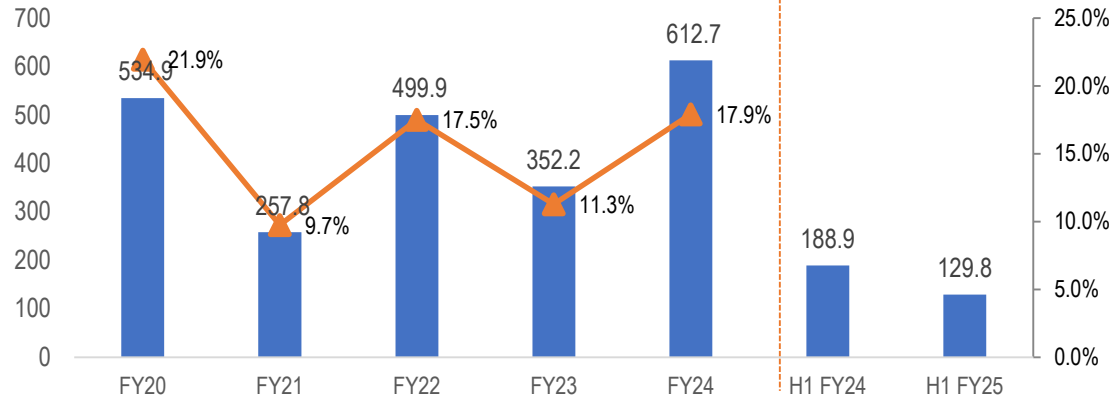
Net Worth (in INR Cr)



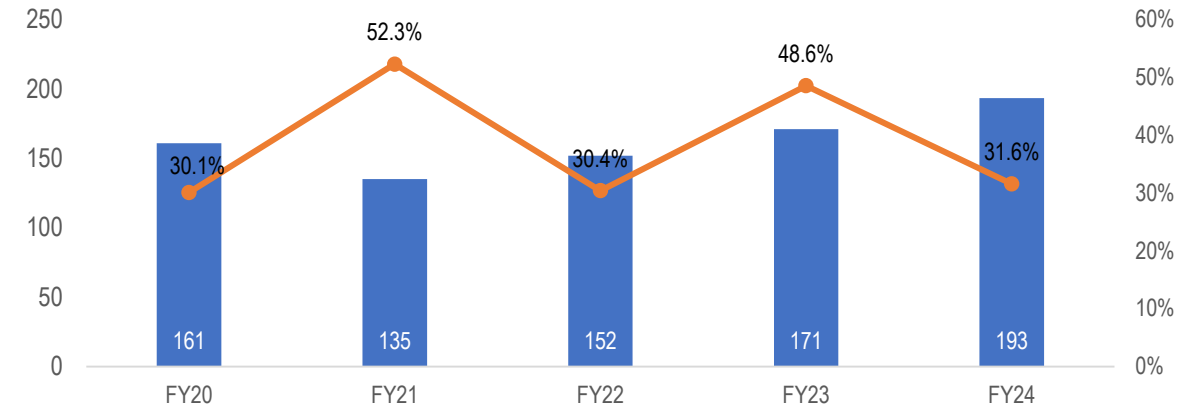
BHARAT DYNAMICS LIMITED

KEY FINANCIAL HIGHLIGHTS

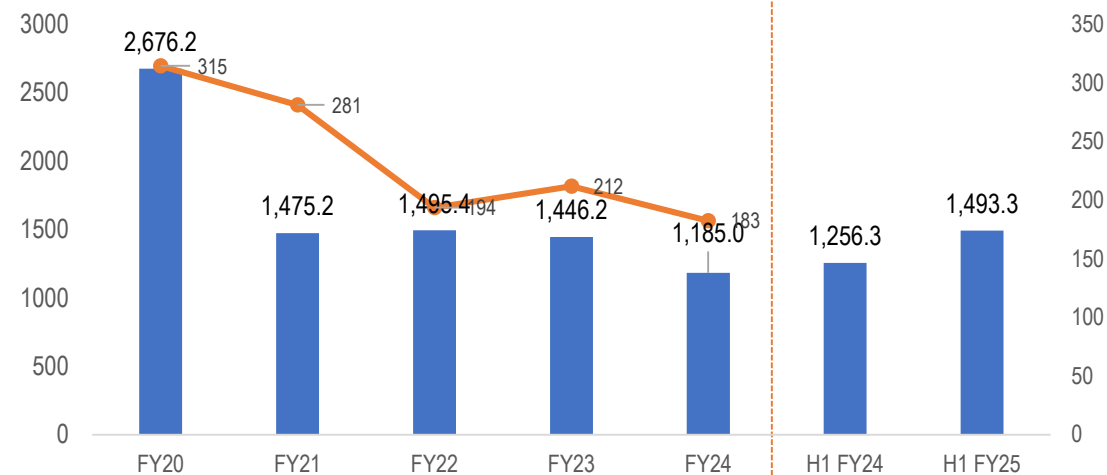
Return on Equity (in %)



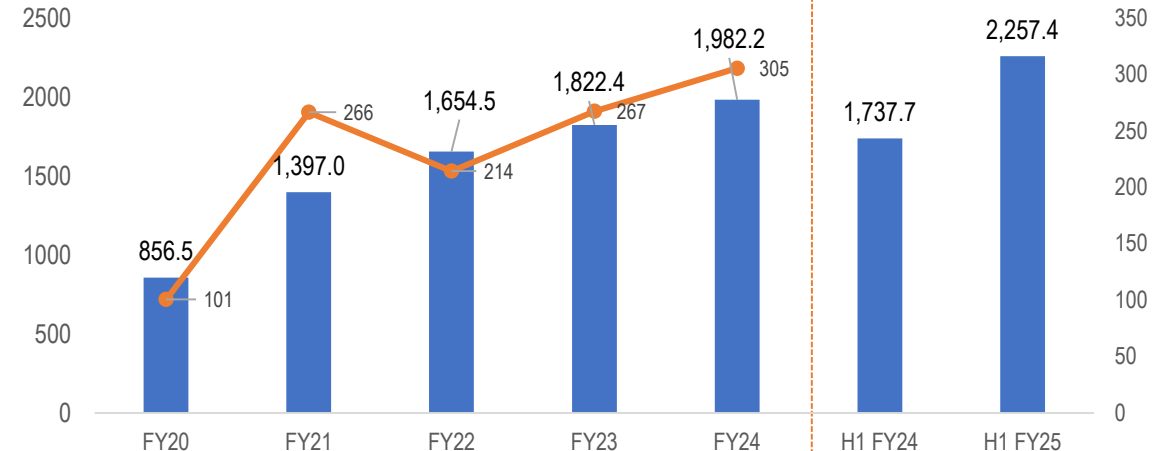
Total Dividend(in INR Cr) & *Dividend Payout Ratio



Trade Receivables (in INR Cr) & Turnover Ratio (Days)



Inventory (in INR Cr) & Turnover Ratio (Days)



BHARAT DYNAMICS LIMITED

FINANCIAL SUMMARY



Particulars	Units	H1 FY25	H1 FY24		FY24	FY23	FY22	FY21	FY20
Revenue from Operations	₹ Cr.	735.94	913.53		2369.28	2489.39	2817.40	1913.76	3104.87
Profit Before Exceptional Items and Tax	₹ Cr.	177.70	251.26		828.24	481.80	743.50	340.88	742.45
Profit Before Tax	₹ Cr.	177.70	251.26		828.24	481.80	709.91	340.88	742.45
Profit After Tax	₹ Cr.	129.75	188.91		612.72	352.17	499.92	257.77	534.90
Value of Production	₹ Cr.	865.11	874.73		2591.91	2508.43	2901.76	2042.67	2601.21
Material Consumption	₹ Cr.	385.14	356.95		1119.96	1210.33	1263.37	970.08	1014.09
Equity	₹ Cr.	183.28	183.28		183.28	183.28	183.28	183.28	183.28
Inventory	₹ Cr.	2257.41	1737.68		1982.47	1822.44	1654.45	1397.01	856.52
Trade Receivables	₹ Cr.	1493.32	1256.29		1185.01	1446.23	1495.36	1475.20	2676.19
Net Worth	₹ Cr.	3732.09	3373.42		3636.82	3211.49	3030.56	2684.75	2606.83
Number of Employees	Nos.	2299	2466		2401	2560	2674	2812	2950
Employee Costs	₹ Cr.	289.01	264.53		600.01	532.46	570.66	501.09	534.03
Employee Costs to Sales	%	39%	29%		25%	21%	20%	26%	17%
Earnings per Share (EPS) for Face Value Rs 5 Each	₹	3.54	5.15		16.72	9.61	13.64	7.03	14.59

THANK YOU