



HUDCO/List. Comp/SE/2025-26

15th May, 2026

**Listing Department
BSE Limited
Phiroze Jeejeebhoy Towers
Dalal Street
Mumbai- 400001
Scrip Code- 540530**

**Listing Department
National Stock Exchange of India Ltd.
Exchange Plaza, C-1, Block G,
Bandra Kurla Complex, Bandra (E)
Mumbai- 400051
NSE Symbol- HUDCO**

Sub: Investor Presentation on Financial Results for quarter & year ended 31st March, 2026- updated


Sir/ Madam,

Please find attached herewith updated investor presentation on the Financial Results of the Company for the quarter & year ended 31st March, 2026.

A copy of the Presentation on the Financial Results is being made available on website of Company i.e., www.hudco.org.in (Home>>Investors>>Financial Results>>Investors Presentation).

This is for your information and dissemination.

Yours sincerely
For Housing and Urban Development Corporation Limited


Digitally signed
by VIKAS GOYAL
Date: 2026.05.15
18:02:00 +05'30'

Vikas Goyal
Company Secretary & Compliance Officer

Encl.: As above

हाउसिंग एंड अर्बन डेवलपमेंट कॉर्पोरेशन लिमिटेड
(भारत सरकार का उपक्रम)

आई एस ओ 9001:2015 प्रमाणित कंपनी
कोर - 7 ए, हडको भवन, इंडिया हैबिटेट सेंटर, लोधी रोड,
नई दिल्ली - 110003, दूरभाष : 011-24649610-21

Housing and Urban Development Corporation Limited

(A Government of India Enterprise)

AN ISO 9001 : 2015 CERTIFIED COMPANY

Core - 7 'A', HUDCO Bhawan, India Habitat Centre, Lodhi Road,
New Delhi - 110003, Tel. : 011-24649610-21

Follow us on



CIN : L74899DL1970GOI005276, GST : 07AAACH0632A1ZF, Visit us at : www.hudco.org.in

Building Assets for Viksit Bharat



A NAVRATNA CPSE

Financing Infrastructure for

Viksit Bharat

Investors Presentation & Performance Highlights FY26



@hudcolimited



facebook.com/hudco



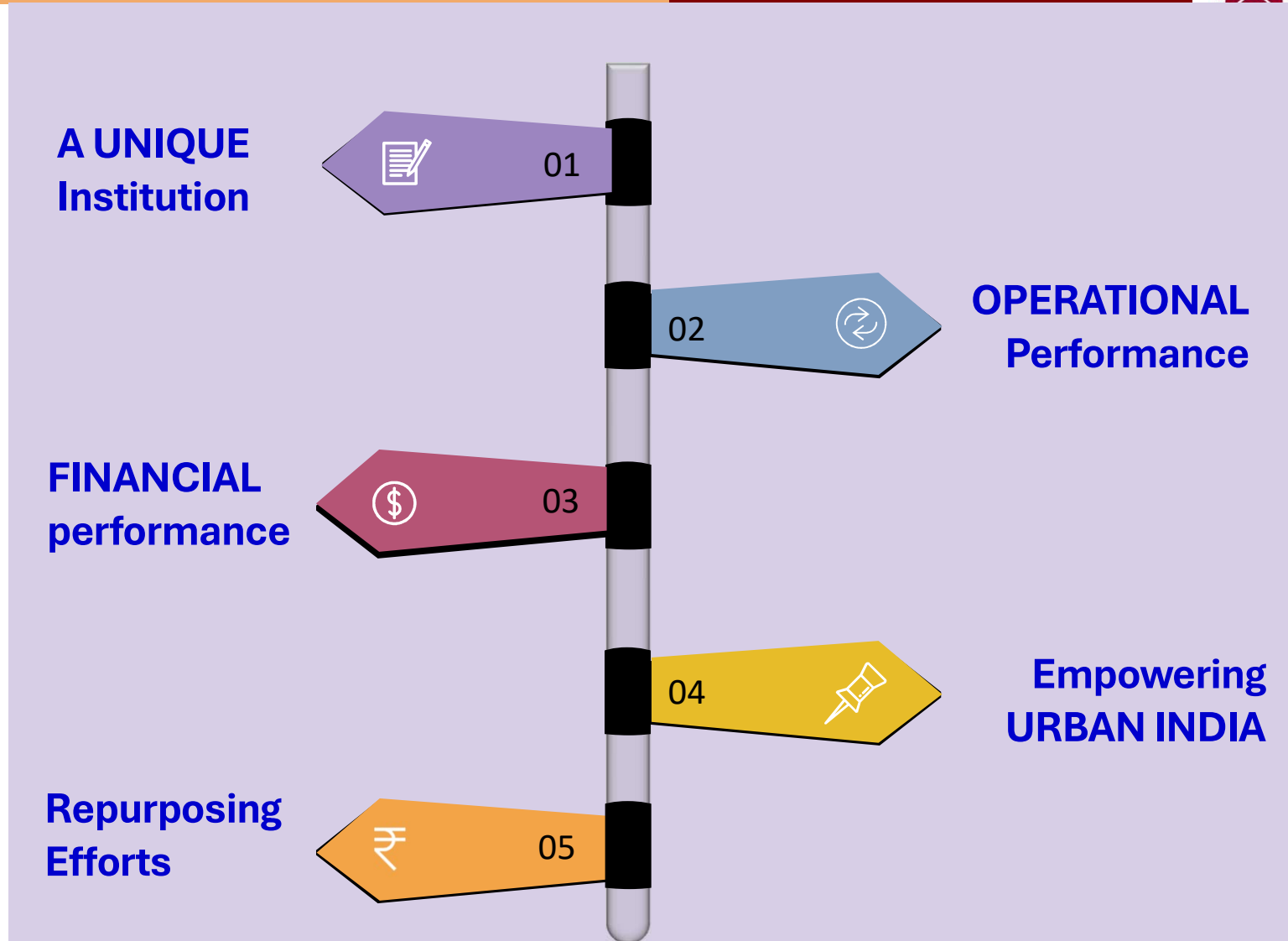
youtube.com@HUDCOLTD



linkedin.com/hudco-limited

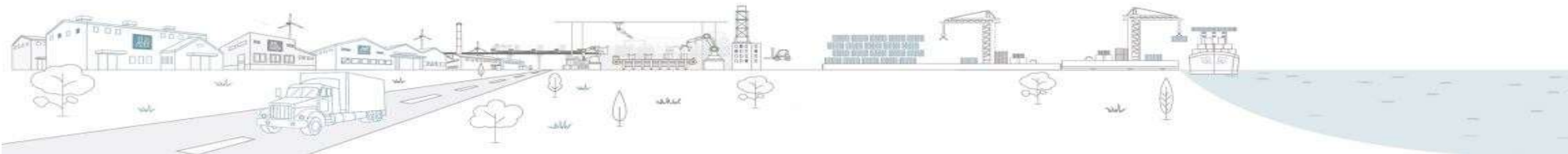


TABLE OF CONTENT

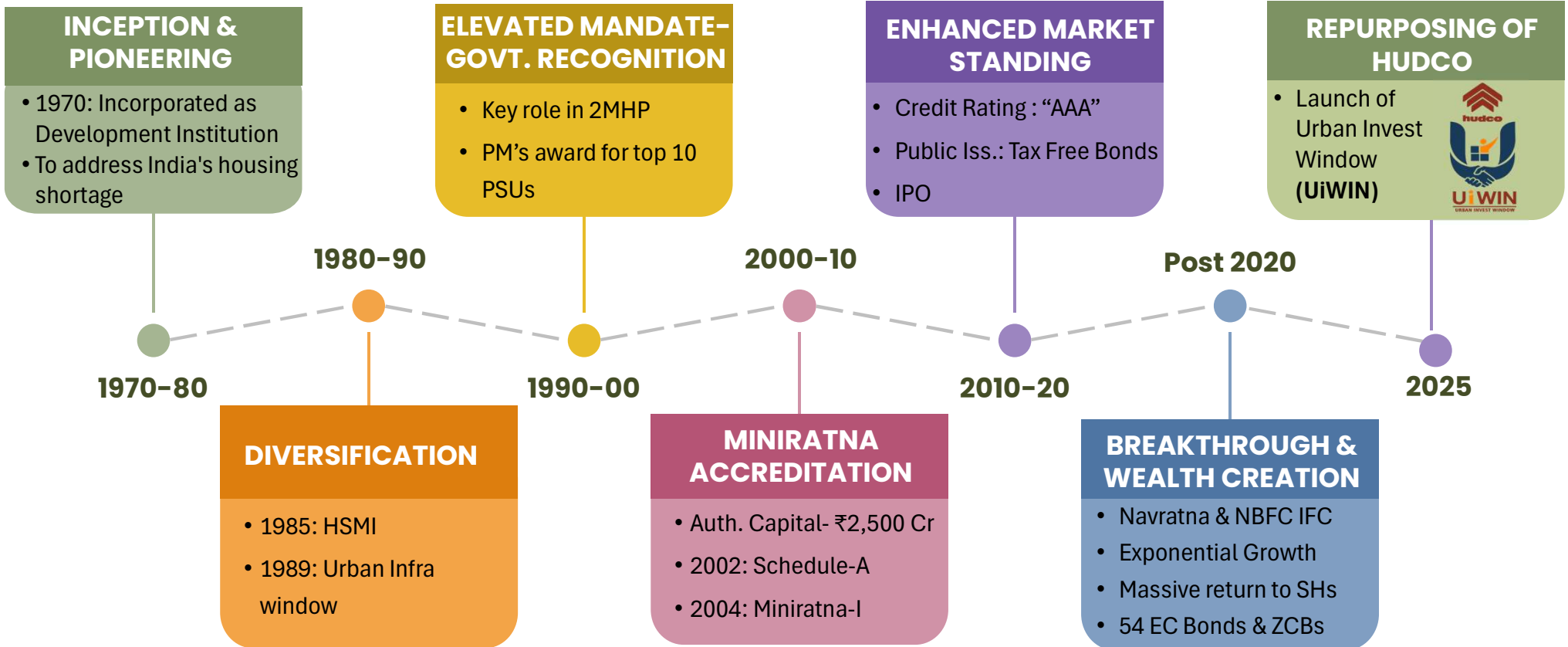


HUDCO - A UNIQUE INSTITUTION

- More than 5 decade of expertise as techno-financial institution.
- A Public Financial Institution providing Financing, Consultancy and Capacity Building support – entire landscape of Housing and Infrastructure projects.
- Multi sectoral focus with strong relationship with State Govts. & its agencies.
- Strategic Partner in supplementing efforts of Govt. of India – PMAY 2.0, Smart City, AMRUT, Swachh Bharat, Jal Jeevan Mission, etc.
- Listed company with 75% ownership of Govt. of India.
- A Navratna CPSE registered as NBFC-IFC with Reserve Bank of India.
- Consistently profit-making company with the motto of “Profitability with Social Justice”



MAJOR MILESTONES : HFC TO IFC



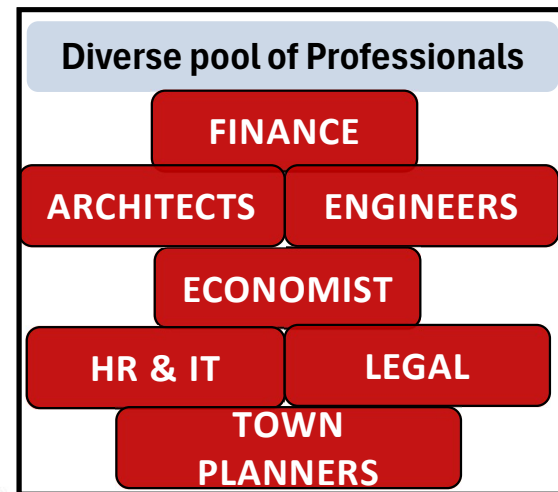
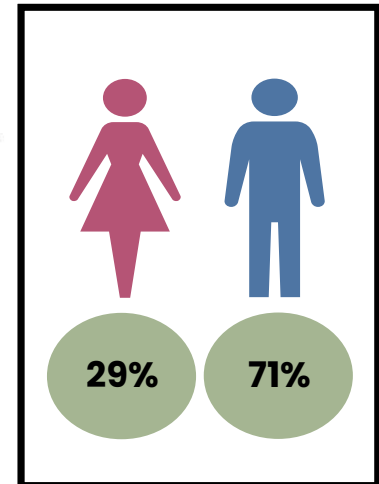
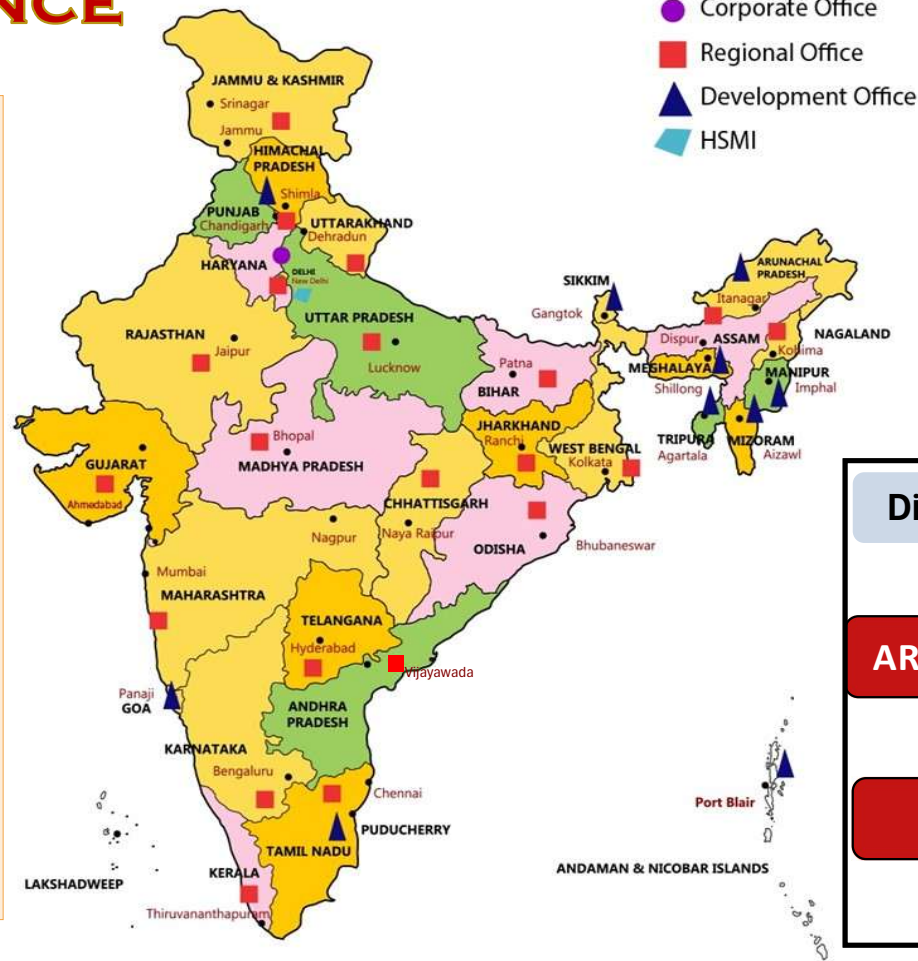
“Excellent” MoU rating for the second consecutive year (FY24 and FY25)

- Ahead of many of its peers
- Consistent operational & financial excellence



PAN-INDIA PRESENCE

- Corporate / Registered Office : New Delhi
- Multisectoral focus through 20 Regional Offices and 11 Development Offices
- Training & Research arm - Human Settlement Management Institute (HSMI) at New Delhi
- Employee strength (as on Mar, 2026)- 585



KEY STRENGTHS

- Pan-India Presence
- Strong Relationships with States

Strong Asset Quality

- Lowest NPA
- High Prov. Coverage Ratio

Highest Credit Ratings:

- Domestic-AAA
- International-Sovereign



Key Role in Govt. of India Programs/ Missions

- Strong Financial Ratios
- Consistent Profitability

One Stop Solution:

- Financing
- Consultancy
- Capacity Building

360° PARTNERSHIP FOR SUSTAINABLE ASSET CREATION

FINANCING

- Affordable Housing
- Infrastructure:
 - Social Infra- Hospital, Govt. Bldg, Water Supply;
 - Commercial Infra - Roads, Highways, Urban Mobility, Ports, Energy
- Land Acquisition

GOI SCHEMES

- Counterpart Funding
- PMAY- Urban and Rural
 - Smart City
 - AMRUT
 - Swachh Bharat Mission
 - Jal Jeevan Mission



CONSULTANCY

- Architectural
- Urban & Regional Planning
- Appraisal & Monitoring
- Asset Monetization
- Environmental Studies

CAPACITY BUILDING





- Training of professionals / In-house employees
- Domestic & International Training Programmes
- Supports Research in urban sector.



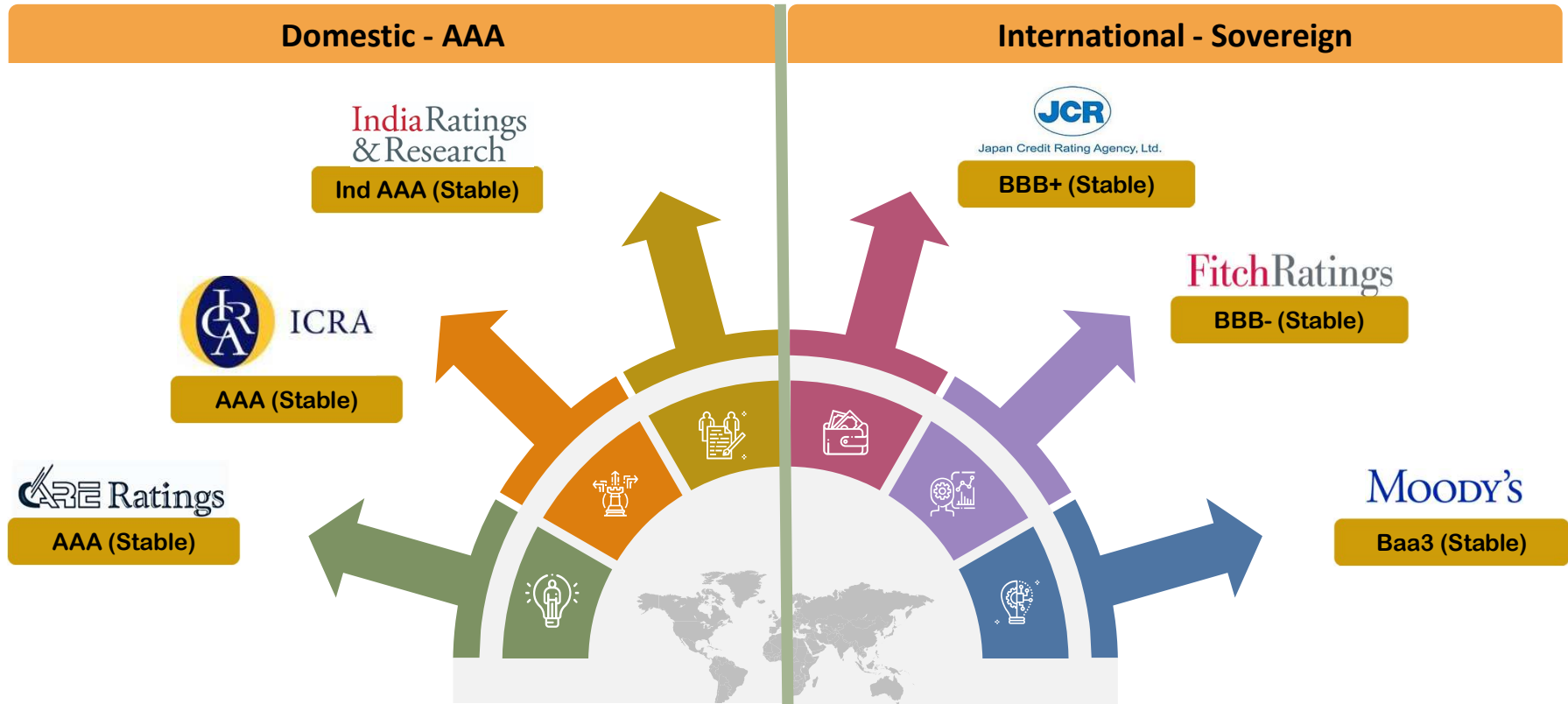
ESG AT HUDCO – BUILDING A SUSTAINABLE TOMORROW



- | | | |
|---|---|--|
| <ul style="list-style-type: none"> • Sustainable lending* : <ul style="list-style-type: none"> ➤ ₹ 20, 017 Cr - RE & Net ZERO ➤ ₹ 45,909 Cr - Sanitation, Sewerage etc. • Low environmental impact of operation • Transition to Paperless • Office fleet : Gradual EV transition | <ul style="list-style-type: none"> • Impactful CSR - ₹ 60.06 Cr (FY26) • EWS & Aff. Housing* - ₹ 11,051 Cr • Workplace Safety & Grievance Redressal • Substantial procurement - MSMEs • 44 CTUs adopted:Swachhta Hi Sewa • Inclusivity for PwDs | <ul style="list-style-type: none"> • Independent & Healthy Board • Experienced Leadership • 90.43% Employee Training Coverage • Stakeholder engagement • Transparent and IT driven operations |
|---|---|--|

ESG Rating		18.2 (Low Risk)		58 (Adequate)		64 (Adequate)		58 (Adequate)
-------------------	---	---------------------------	---	-------------------------	---	-------------------------	---	-------------------------

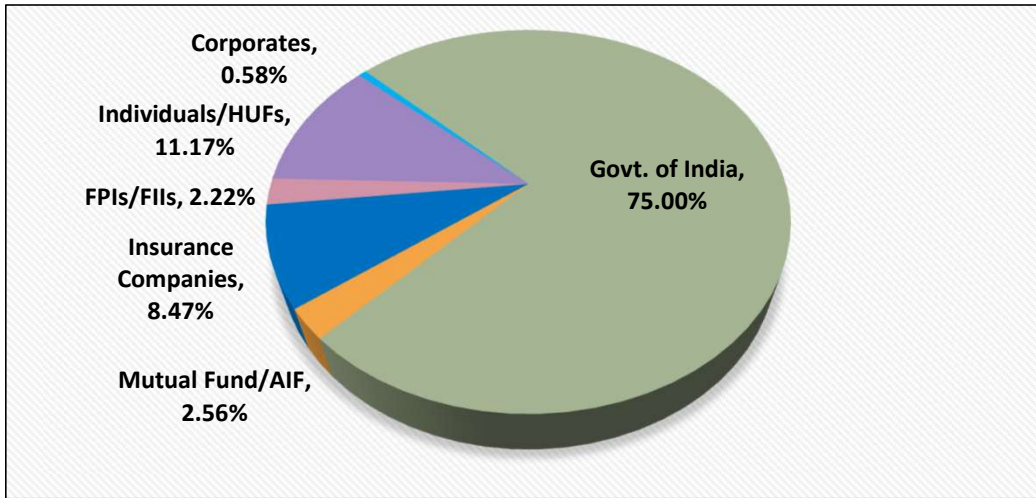
HIGHEST CREDIT RATINGS (INCL. CAPITAL GAIN TAX EXEMPTION BONDS)



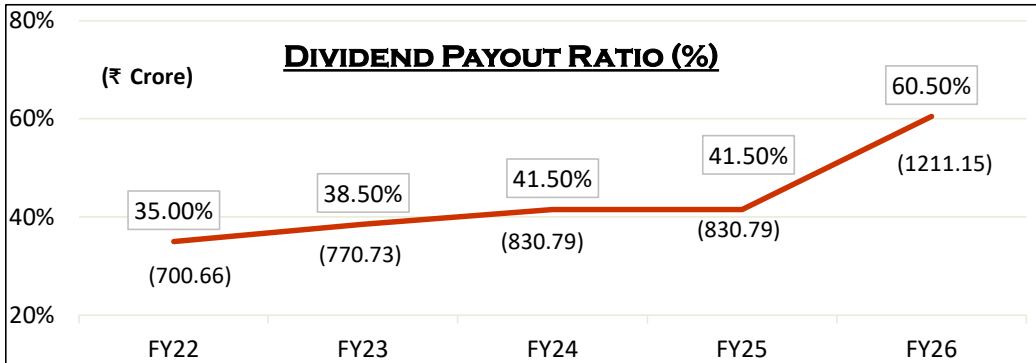
- Stronger Lending Capacity
- Global Financial Credibility
- Trusted by Borrowers
- Low-Risk Profile

SHAREHOLDERS PROSPECT AS ON 31-MAR-2026

Top 10 Shareholders

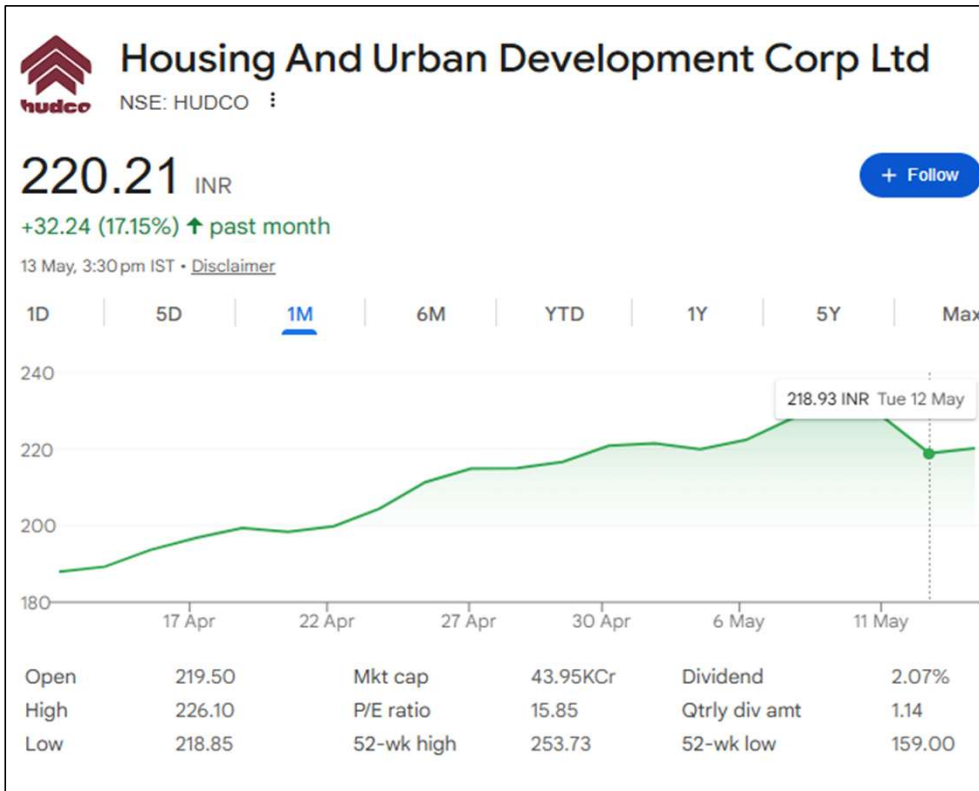


Name	Shareholding %
Government of India	75.00
Life Insurance Corporation of India	7.39
ICICI Prudential Life Insurance Company Limited	0.84
HSBC Mutual Fund - HSBC Small Cap Fund	0.81
Vanguard Total International Stock Index Fund	0.37
Aditya Birla Sun Life Trustee Private Limited	0.36
Vanguard Emerging Markets Stock Index Fund	0.35
Government Pension Fund Global	0.30
HDFC Trustee Company Ltd.	0.29
MKT Capital LP	0.20

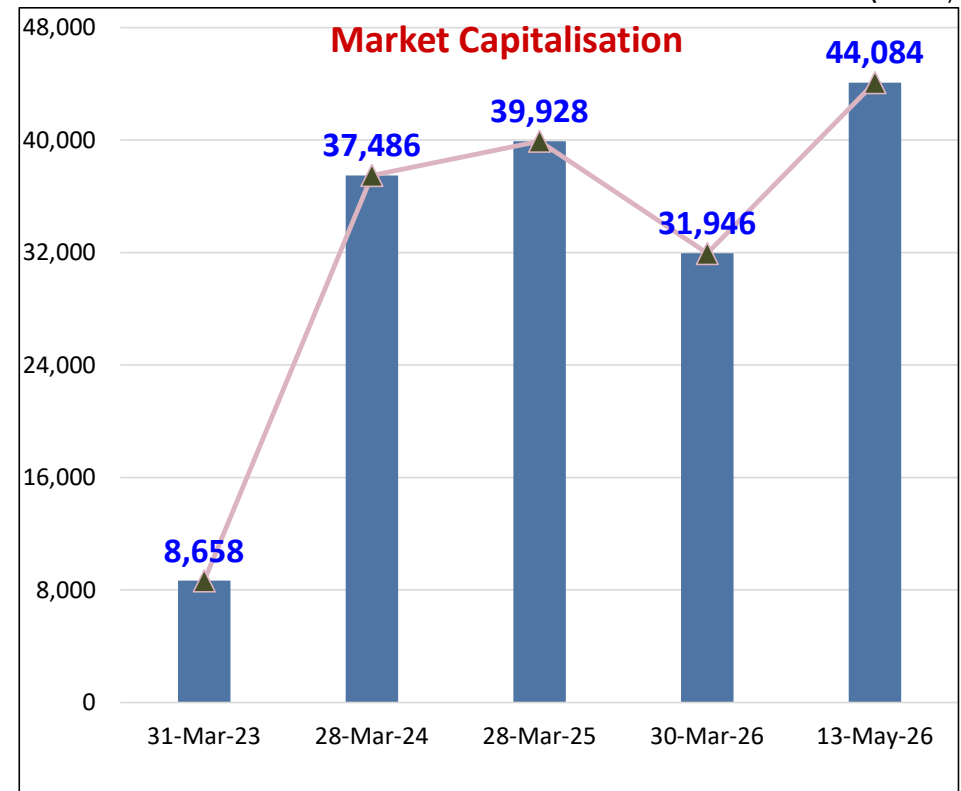


45.5% Interim Dividend (₹4.55 per share) already paid for FY26

RISING MARKET CAPITALISATION & INVESTOR CONFIDENCE



Earning Per Share
₹ 20.15



Book Value Per Share
₹ 109.78

OPERATIONAL PERFORMANCE



Growth Trajectory



Loan Portfolio



Category wise
Sanctions



Category wise
Disbursements



KEY INITIATIVES & EMERGING PRIORITIES

Operational Improvements

Initiatives:

- Policy & procedural reforms
- PPP-based lending & BD Cell
- Object Clause revision
- NBFC-IFC & Navratna

Impact:

→ Highest Ever loan sanctions: ₹1.65 lakh Cr
(29% growth)

→ Highest Ever Disbursements: ₹51,194 Cr
(28% growth)

Optimising Cost of Funds

Initiatives:

- Diversified borrowings (ECB, 54EC, ESG Loan, External Benchmark linked loans)
- Updated investment strategy
- First Ever Perpetual Bonds

Impact:

→ ₹67,503 Cr mobilised

→ ~27 bps reduction in borrowing cost

→ Improved Returns

→ Strengthened Capital Base & Improved ALM Profile

Pristine Asset Quality

Initiatives:

- OTS policy revision
- Centralised NCLT cases monitoring
- Technical write-off policy (RBI)

Impact:

→ ₹403 Cr recovery

→ GNPA 1.04% | NNPA 0.05%

Targeting Zero Net
NPA

KEY INITIATIVES & EMERGING PRIORITIES

Impactful & Inclusive CSR

Initiatives:

- Updated policy with improved checks
- Disbursement focused operations
- Direct implementation
HUDCO Pehal and Green Miles, More Smiles

Impact:

- Reduced project completion delays
- Maximum Impact within Limited CSR Resources

Transforming thru People

Initiatives:

- Succession planning
- Recruitment (150 in last 2 years)
- Social Security Measures
- Job rotation
- Transparent HR policies

Impact:

- Improved efficiency
- Motivated workforce
- Transparency in HR Management

Repurposing Initiatives

Initiatives:

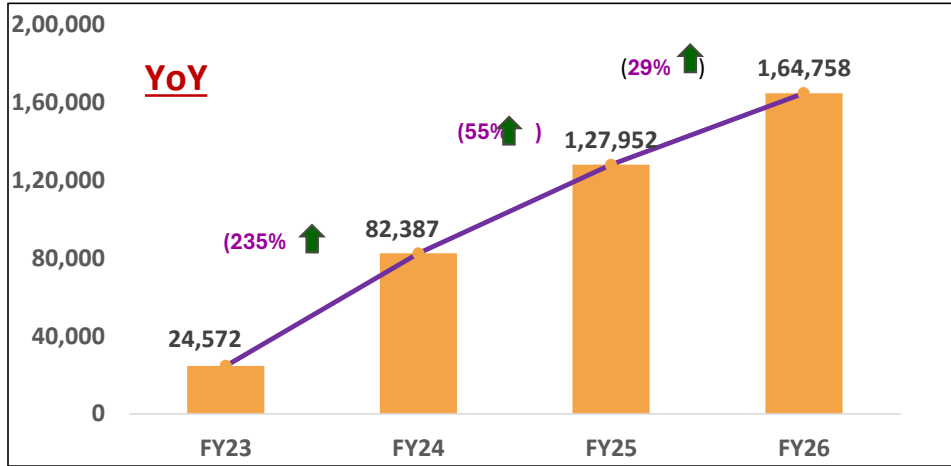
- UiWIN
- Asset Monetisation
- CRO, CCO, CISO, RBIA
- ERP, E-Office, ESG framework

Impact:

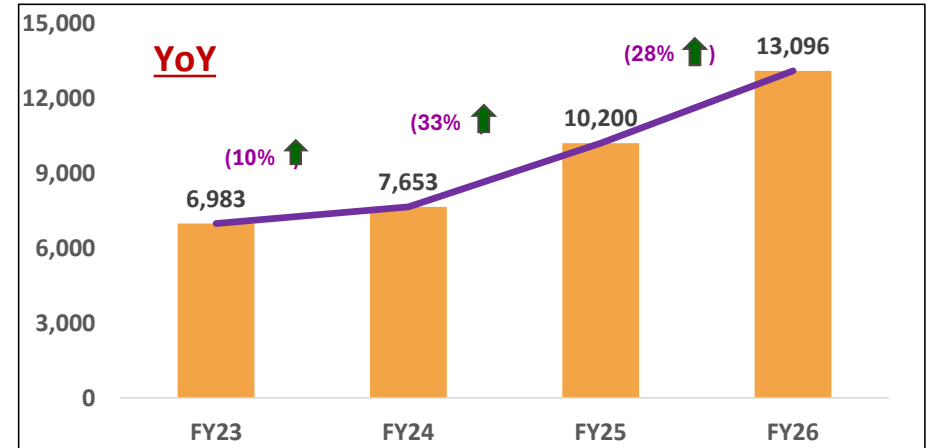
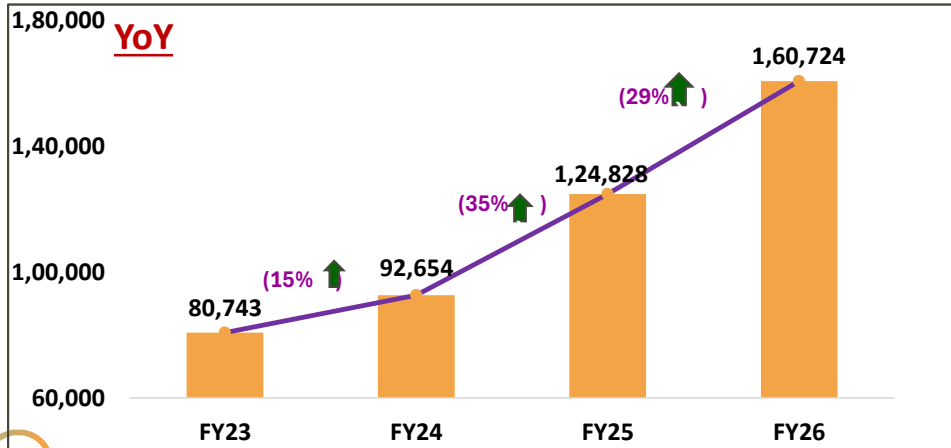
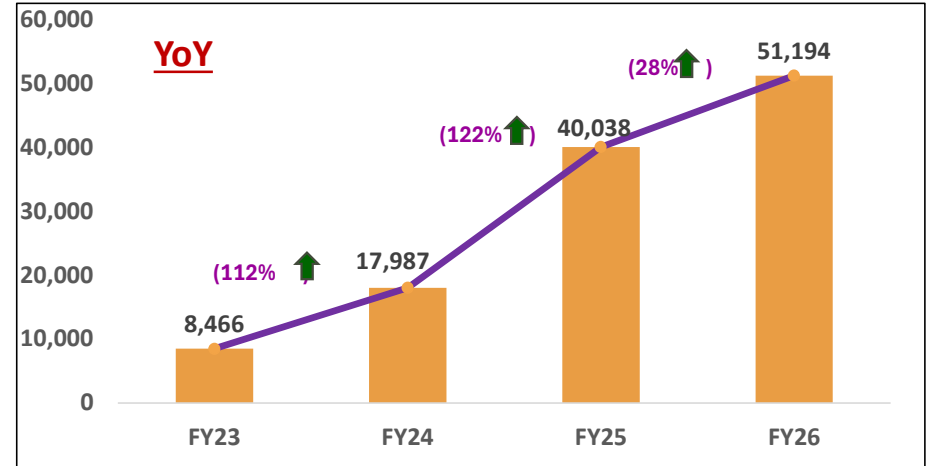
- Sustainable Urbanization & UCF Ready projects
- Improved Bottom Line
- Improved Governance
- Enhanced efficiency with Paperless office

UNMATCHED GROWTH TRAJECTORY

LOAN SANCTIONS (₹ in Crores)



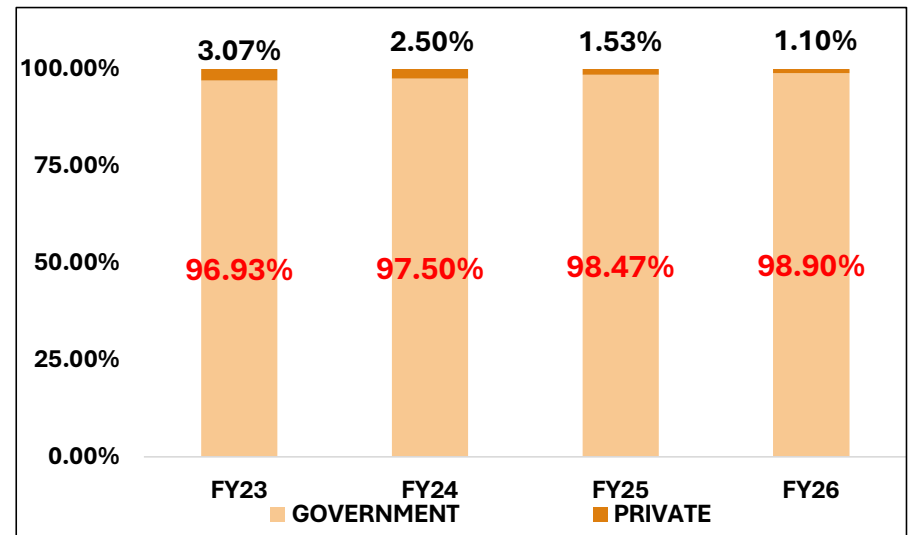
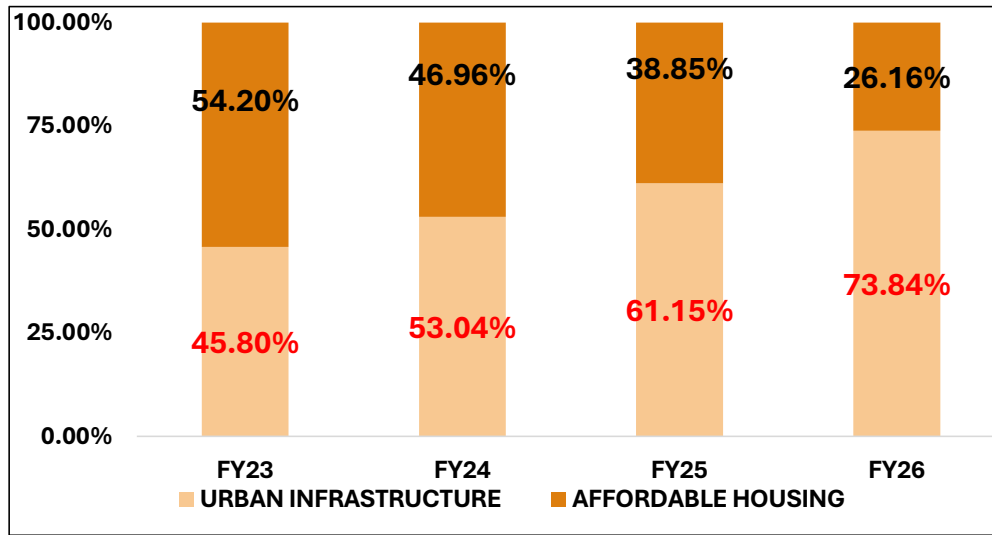
LOAN DISBURSEMENT (₹ in Crores)



LOAN OUTSTANDING (₹ in Crores)

INTEREST INCOME (₹ in Crores)

LOAN PORTFOLIO




Particulars (₹ in Crores)	FY23	FY24	FY25	FY26
Urban Infrastructure	36,982	49,143	76,333	1,18,673
Affordable Housing	43,761	43,511	48,495	42,051
Total	80,743	92,654	1,24,828	1,60,724
Government	78,267	90,342	1,22,920	1,58,957
Private	2,476	2,312	1,908	1,767

FINANCIAL PERFORMANCE AT A GLANCE

BORROWING PROFILE

ASSET QUALITY

KEY FINANCIAL HIGHLIGHTS



SUPERIOR LIABILITY MANAGEMENT – ADDING TO MARGINS

(₹ in Crore)

Category	Q4				12M			
	FY26	Average Cost	FY25	Average Cost	FY26	Average Cost	FY25	Average Cost
Taxable Bonds	-	-	7,752.50	7.29%	10,396.12	6.79%	14,768.50	7.28%
Bank / FI Loans								
- Short Term	2,503.72	6.36%	4,555.68	7.21%	2,503.72	6.36%	4,555.68	7.21%
- Medium Term	14,696.82	7.23%	8,971.37	6.65%	49,184.69	6.59%	25,630.34	6.61%
Foreign Currency	2,444.50	5.93%	1,707.50	5.56%	5,418.69	5.96%	6,178.87	5.70%
Total	19,645.04	6.98%	22,987.05	6.90%	67,503.22	6.56%	51,133.39	6.75%

Raised ₹ 67,503.22 Crore in FY26 as compared to ₹ 51,133.39 Crore in the corresponding FY25.

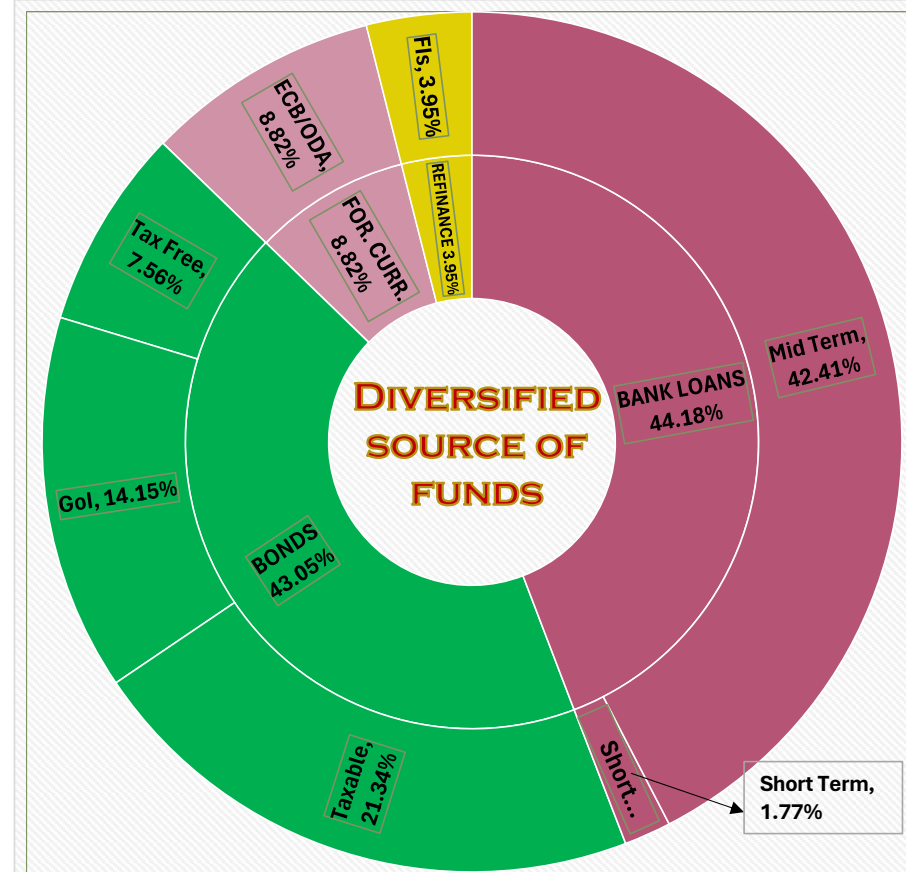
BORROWING PROFILE

(₹ in Crore)

Particulars	FY26	FY25
A. GoI fully Serviced Bonds	20,000.00	20,000.00
B. Others		
Tax Free Bonds	10,684.70	12,372.38
Taxable Bonds*	30,174.63	23,578.50
Bank Loans		
- Short Term	2,503.72	4,555.68
- Mid Term	59,967.51	39,418.12
Foreign Currency Loans		
- ECB/ODA	12,475.64	7,063.59
Refinance Assistance from NHB/ other FI	5,583.41	292.33
Sub-Total (B)	1,21,389.61	87,280.60
Grand Total (A+B)	1,41,389.61	1,07,280.60

19

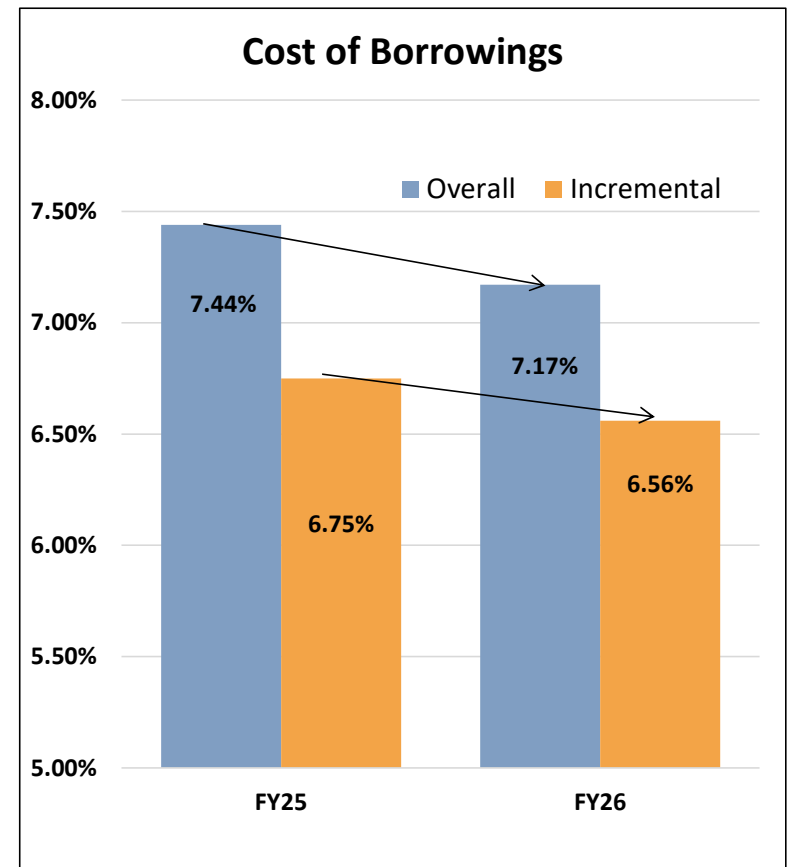
*Incls. Capital Gain Bonds launched on 7-May-2025



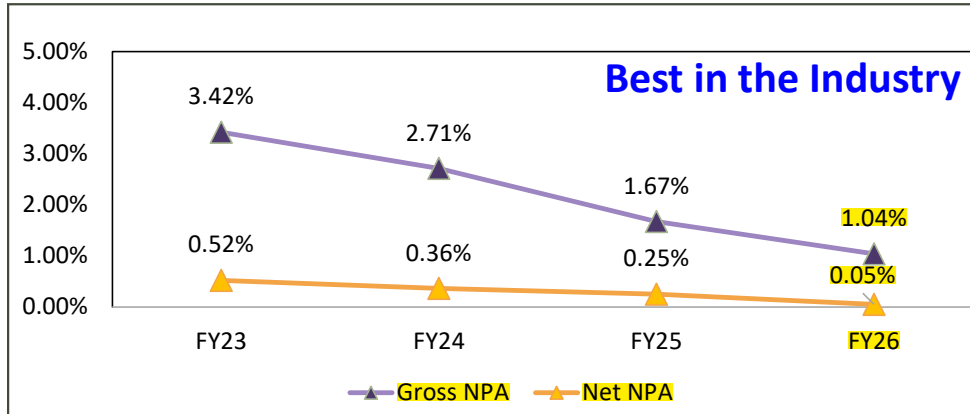
Access to multiple sources of funding with a mix of international and domestic sources to meet the business growth

EFFORTS FOR COST OPTIMIZATION

- **Judicious mix of borrowings** through various sources, both Domestic and International, based on ALM profile.
- Strategic **increase in domestic borrowings** to capitalize on the prevailing low-interest rate regime.
- **Strengthening International footprints**
 - **Fresh ¥ borrowings** of 70 Billion (₹ 4,000 Crore) for tenor of 5 years.
 - Exploring **various other geographies**, including possibility of raising USD / EURO / YEN loans/bonds.
 - Setting up of **GMTN program** for sourcing funds from international capital market thru maiden bond offering
- **Multilateral funding** partnerships for infra development – finalized loan with KfW & in discussions with AIIB, World Bank.
- Strengthening **internal control mechanism** to address currency risk with hedge/protection at appropriate levels
- **Raising funds through 54EC Capital Gain Bonds**

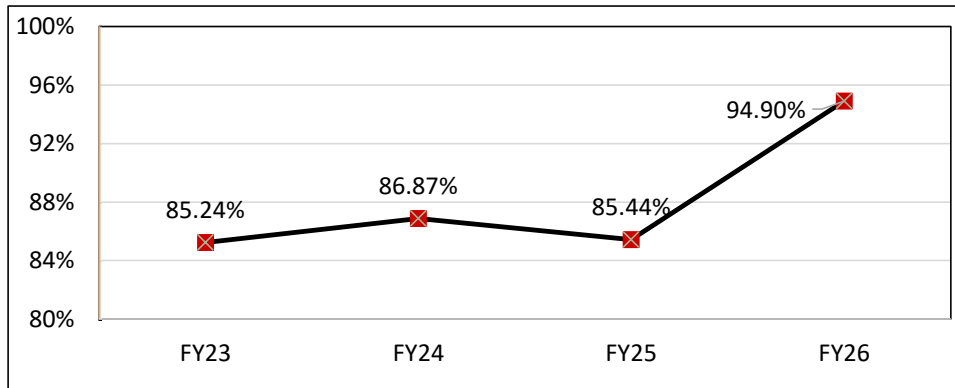


PRISTINE ASSET QUALITY – A COMPETITIVE EDGE



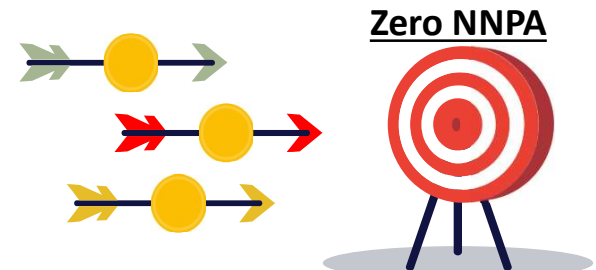
ADEQUATE PROVISION COVERAGE RATIO (%)₁

1. PROVISION COVERAGE RATIO REFLECTS THE RATIO OF PROVISION CREATED AGAINST NPA LOANS



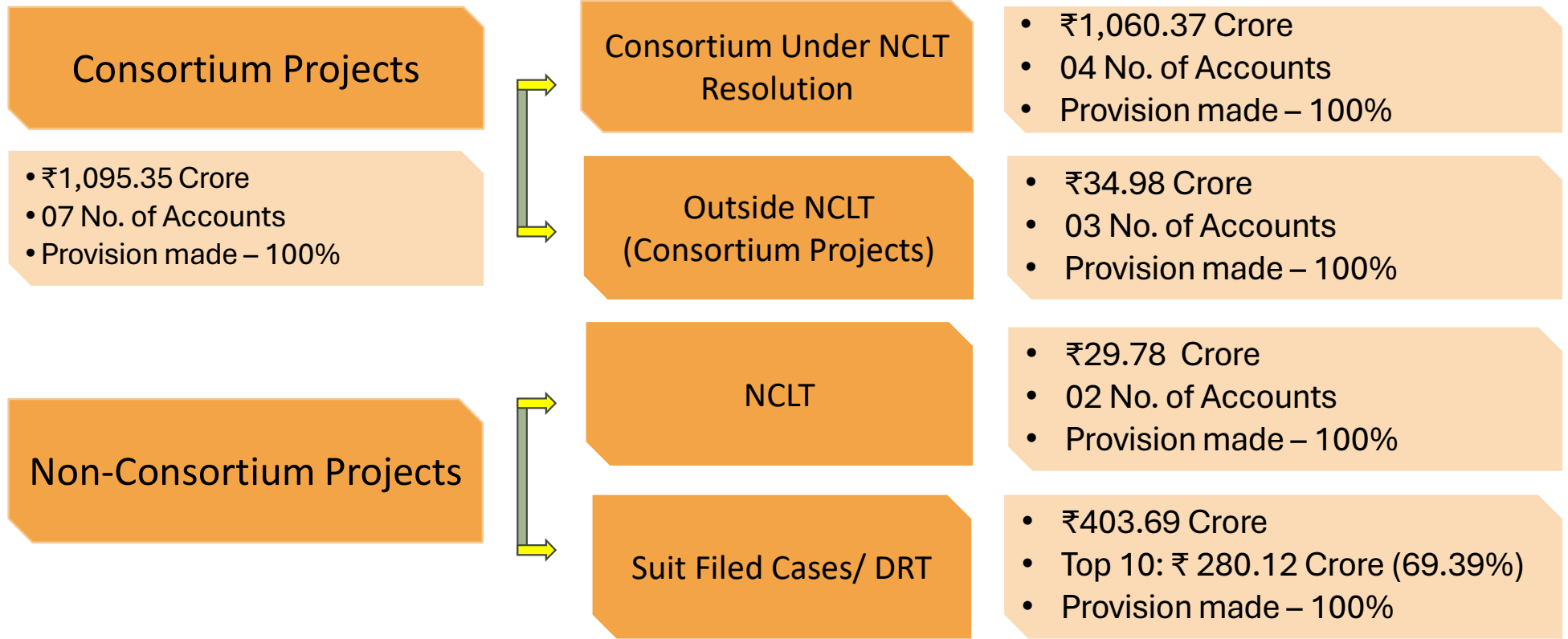
- **Robust appraisal and monitoring mechanism**
- **Periodic review of policies and procedures** - in line with best market practices
- **Loans to Govt. & its agencies: 98.90%** of the loan book consists of loan to Govt. and its agencies
- **Govt. Guaranteed loans:** majority of the loans are backed by State Government Guarantee.

Steady..
Focused..
almost there



CREDIT IMPAIRED ASSETS – RESOLUTION/ RECOVERY STATUS

Gross NPA ₹ 1,673.84 Crore, Net NPA ₹ 85.35 Crore, Provision coverage 94.90%



- 11 Long pending NPA A/c resolved during FY25-26 - ₹402.62 Cr and 9 NPA A/cs technically written off- ₹13.26 Cr.
- Recovery of ₹402.96 Cr. has been made from NPA A/cs incl. recovery of ₹348.67 Cr. from 5 Govt. Agencies.

KEY FINANCIAL HIGHLIGHTS (FY26 Vs FY25)

Net Profit

₹ 4,034.37 Cr.
Vs.
₹ 2,709.14 Cr.
(48.92%↑)

Sanctions

₹ 1,64,757.79 Cr.
Vs
₹ 1,27,852 Cr.
(28.89%↑)

Disbursements

Highest Ever
Disbursement of
₹51,194.21Cr.

CRAR

39.93%
*Well capitalized for
future growth*

Loan Book

Highest Ever Loan
Book of ₹1,60,724 Cr.
Vs 1,24,828 Cr.
(28.76%↑)

Operational Income

₹ 13,150.40 Cr.
Vs
₹ 10,311.30 Cr.
(27.54%↑)

Asset Quality

GNPA: 1.04%
NNPA: 0.05%
*One of the Best in the
Industry*

Provision Coverage Ratio

94.90%
Strong Risk Protection

**HIGHEST
EVER**

Sanctions

Disbursements

PAT

Revenue

STANDALONE STATEMENT OF PROFIT & LOSS

(₹ in Crore)

Particulars	Q4		12 MONTHS	
	FY26 (Reviewed)	FY25 (Reviewed)	FY26 (Audited)	FY25 (Audited)
Income:				
- Revenue from Operations	3,562.86	2,844.99	13,150.40	10,311.29
- Other Income	62.21	9.92	176.73	37.09
Total Income (1)	3,625.07	2,854.91	13,327.13	10,348.38
Expenses:				
- Finance Cost	2,880.53	1,861.43	9,870.64	6,750.11
- Other Cost	117.48	115.04	426.65	372.11
- Impairment of Financial Instruments	6.05	(141.82)	(191.60)	(410.50)
Total Expenses (2)	3,004.06	1,834.65	10,105.69	6,711.72
PROFIT BEFORE TAX {3= (1-2)}	621.01	1,020.26	3,221.44	3,636.66
Tax Expense (4)	(1,360.30)	292.52	(812.93)	927.52
NET PROFIT AFTER TAX {5 = (3-4)}	1,981.31	727.74	4,034.37	2,709.14

KEY INDICATORS

Particulars	FY2026		FY2025	
	Incl. EBR	Excl. EBR	Incl. EBR	Excl. EBR
Loan Portfolio (₹ Crore)	1,60,724	1,40,724	1,24,828	1,04,828
Yield on Loan (%)	9.13%	9.18%	9.50%	9.65%
Cost of Funds (%)	7.17%	6.93%	7.44%	7.15%
Interest Spread (%)	1.96%	2.25%	2.06%	2.49%
Net Interest Margin (%)	2.91%	3.31%	3.22%	3.86%

Particulars	FY2026	FY2025
Interest Coverage Ratio (times)	1.36	1.54
Debt Equity Ratio (times)	6.43	5.97[^]
Return on Assets (%) (Annualized)	2.73	2.44
Return on Equity (%) (Annualized)*	18.36	15.08
Net Worth (₹ Crore)	21,977.20	17,969.79
Average Net Worth (₹ Crore)	19,973.50	17,292.04
Book Value in ₹ per Share of ₹ 10	109.78	89.76
Earning per Share (EPS-Annualized) in ₹	20.15	13.53

1. Yield on loan is calculated by dividing interest income (including interest received on settlement of NPA cases) on loan assets by average loan assets.
2. Cost of funds is calculated by dividing finance cost by average total borrowings.
3. Interest spread is difference between yield on loan and cost of funds.
4. Net interest margin is calculated by net interest income on interest earning assets by average interest earning assets

5. Interest coverage ratio is calculated by dividing Earnings before interest and tax by finance cost.
6. [^]Debt equity ratio is calculated by dividing Total Debt/Net Worth (Total Debt represents Principal Outstanding).
7. Return on equity is calculated by dividing the profit after tax for the period by shareholders' fund at the end of the period, expressed as a percentage. *High due to onetime reversal of DTL of SR
8. Return on average assets (after tax) is calculated by dividing the PAT for the period by average total assets.

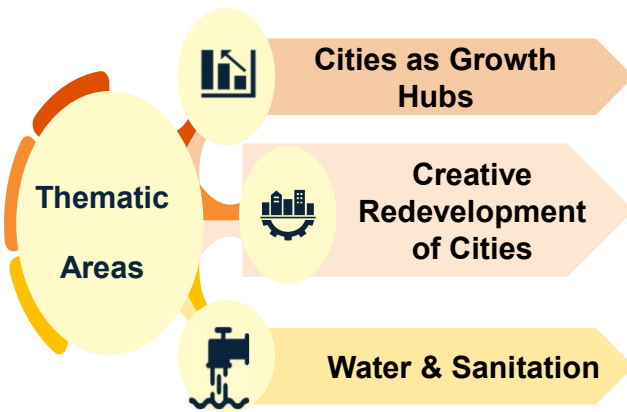


EMPOWERING URBAN INDIA, ENABLING VIKSIT BHARAT (DEVELOPED INDIA @ 2047)

MAJOR PUSH FOR INFRA CREATION

1. URBAN CHALLENGE FUND (UCF) ₹ 1 LAKH CRORE : Mission Outlay over 5 years (FY 26 to FY 31)

GRANT-BASED FINANCING TO MARKET-LINKED, REFORM-DRIVEN AND OUTCOME-ORIENTED INFRASTRUCTURE CREATION



Blended Financing Model

- ❖ **Central Assistance**
 - Limited to 25% of the cost of bankable projects
- ❖ **Market-Based Finance**
 - Minimum 50% of the project cost funded from bonds, bank loans, and PPPs

Central Assistance

₹90,000 Cr.

Bankable infrastructure projects

₹5,000 Cr.

Project Preparation & Capacity Building at National, State/UT and City levels

₹5,000 Cr.

Credit Repayment Guarantee Sub-Scheme









Opportunity: ₹ 3.0 Lakh crore over the next 5 years

2. CITY ECONOMIC REGIONS (CERs): TRANSFORMING URBAN INDIA

What are CERs?

- ❖ Announced in Union Budget 2026–27
- ❖ Focus on Tier II and Tier III cities, incl. temple-towns
- ❖ ₹5,000 crore per CER over a period of 5 years
- ❖ Aim to strengthen:
 - Urban Infrastructure
 - Industrial & Economic Corridors
 - Housing & Transit Systems
 - Logistics & Regional Mobility
 - Sustainable & Planned Urbanisation
- ❖ Promote employment generation, investment attraction and balanced regional growth

Key Components

-  Urban Infrastructure
-  Mass Transit
-  Affordable Housing
-  Economic Clusters
-  Water & Sanitation
-  Green Infrastructure
-  Regional Connectivity
-  Logistics Ecosystem

HUDCO's Role in CER Development

- ❖ Financing integrated urban infrastructure projects
- ❖ Support for affordable housing & township development
- ❖ Funding metro, roads, mobility & logistics projects
- ❖ Techno-financial assistance to ULBs & State Agencies
- ❖ Resource mobilisation for sustainable urban investments
- ❖ Support through UiWIN for project structuring

CERs will emerge as engines of economic growth, livability and sustainable urban transformation — with HUDCO playing a catalytic role in financing India's urban future

REPURPOSING EFFORTS



1. LAUNCH OF URBAN INVEST WINDOW

To Supplement GoI's recently launched Urban Challenge Fund (UCF), HUDCO has launched Urban Invest Window (UiWIN)

- A dedicated platform to handhold Urban Local Bodies (ULBs) creating UCF ready bankable urban infra projects
- **2x investments in next 5 years**
- Assistance in securing finance - **Multilateral Agencies (World Bank, KfW, ADB)**, FIs, Municipal Bonds, FDIs, etc.
- Capacity Building thru Training Arm **Human Settlement Management Institute (HSMI)**
- Appraisal, structuring and financing support for eligible UCF projects, including debt and blended finance solutions.



2. LAUNCH OF PPP PROJECT FINANCE DIVISION

- **Objective:** support private sector in creation of Bankable Infrastructure Projects
- Initiated process to commence lending against **PPP projects**.
- Board approved Guidelines for funding in the following sectors:



Real Estate



Roads



Sea Port



Airport



Energy

3. BRIDGE LOAN

- **Objective** - To bridge the gap in receipt of Central assistance, State matching grants in Flagship Govt action plan schemes or Infra projects & loans from Multilateral Agencies
- Ensure uninterrupted project execution thru timely liquidity



HUDCO's Road to ₹3 Lakh Crore Balance Sheet

Integrated Levers. Stronger Cities. Sustainable Growth.

Forward Momentum for a Viksit Bharat



KEY ENABLERS DRIVING OUR GROWTH



From ₹80,743 Crore in 2023 to ₹3 Lakh Crore by FY30, and paving the way to Viksit Bharat @2047 – HUDCO is committed to building stronger cities, empowering communities and creating a sustainable urban future.



“VIKSIT PRADESH” FOR VIKSIT BHARAT



MoU with MMRDA for financial assistance of ₹1.5 Lakh Crore



MoU with MP Govt. for financial assistance of ₹1 Lakh Crore



₹ 1 Lakh Crores MoU with Rajasthan for Housing & Infrastructure projects



₹1 Lakh Crore MoUs to Boost India's Port Infrastructure Development



₹ 1 Lakh Crore MoU signed with Govt. of Chhattisgarh




MoU with NMRDA for financial assistance of ₹11,300 Crore


BUILDING THE BACKBONE OF A VIKSIT BHARAT



3rd tranche of ECB to secure optimum cost resources



Launch of Hindi Book jointly published by Home Ministry and HUDCO



Launch of HUDCO 54EC Capital Gain Tax Exemption Bonds



MoU signing with NBCC to jointly develop HUDCO's Properties



Launch of Private Sector Funding in Real Estate during NAREDCO event



MoU with NIUA for effective urban infrastructure development

MEDIA COVERAGE

HUDCO's two-day workshop on UiWIN begins in Visakhapatnam

THE HINDU

Objective of the event is to raise awareness about UiWIN; specialists from national and international institutions, including Niti Aayog, World Bank, ADB NABFID, NII, IFC and other eminent private financial institutions and banks join the deliberations

HUDCO, NBCC ink MoUs to fast-track urban redevelopment and asset monetization

PSUWATCH
Fast | Accurate | Engaging

HUDCO Marks First Cultural Day 'Taana-Baana' with Vibrant Celebrations

sarkaritel.com
we connect ...

HUDCO Declares 4th Interim Dividend of ₹1.25 Per Share, Approves ₹70,000 Crore Borrowing Plan

PSU Connect
News Updates on PSUs

NITI Aayog proposes Hudco & NHB-anchored fund for affordable rental housing

Business Standard

DECCAN
Chronicle

HUDCO Targets To Be Zero NPA Company In 18 Months

The Tribune
CHANDIGARH | TUESDAY | 20 JANUARY 2026

HUDCO earns excellence rating

HUDCO has secured an 'Excellent' MoU rating for FY25 with a score of 97.90, marking its second consecutive year of top performance and governance excellence.

HUDCO Gets Nod to Issue Tax-Saving Bonds Under Section 54EC

Investing.com

HUDCO Welcomes Launch of Urban Challenge Fund to Boost Tier-2 and Tier-3 City Development

PSU Connect
News Updates on PSUs

MEDIA COVERAGE

PSU

HUDCO hosts Three-Day Master Trainer Capacity Building Programme under Mission Karmayogi – Phase 2



BY: PSU CONNECT - DEC 10, 2025

HUDCO, in partnership with MoHUA and CBC, successfully conducted a three-day Mission Karmayogi Phase 2 Master Trainer Programme to strengthen citizen-centric governance.

HUDCO launches 'UiWIN' to boost urban infra investments



HUDCO Targets ₹3 Lakh Crore Infra Sector Funding By 2030

The country has made remarkable progress in infrastructure development over the past 10 years. India is a land of opportunities for all, its vast potential still remains untapped. The infrastructure investment in India has grown exponentially, with FY2025-26 budget allocations rising to Rs 11.21 lakh crore. **FREE PRESS JOURNAL**



HUDCO FY26 Sanctions Jump 29%, Disbursements Up 28%

News, PSUs

World Habitat Day 2025: HUDCO's 30-Year Legacy Empowers Underprivileged Children Through Art

Housing and Urban Development Corporation Ltd. (HUDCO) marks World Habitat Day 2025 with a painting competition empowering 176 underprivileged children to envision sustainable urban futures. Minister Tokhan Sahu Inaugurates an award-winning exhibition at Vigyan Bhawan.

October 8, 2025

By : Indian Masterminds Bureau



PSU

HUDCO Celebrates Har Ghar Tiranga with Enthusiasm, Festivities, and Patriotic Fervour

PSU CONNECT DATE: 13-08-25 - MINISTRY OF HOUSING AND URBAN AFFAIRS

The Har Ghar Tiranga kiosk was inaugurated by the Chief Guest, Shri. Anil Kumar, IAS, Secretary, Ministry of Housing & Urban Affairs.



HUDCO Celebrates Har Ghar Tiranga with Enthusiasm, Festivities, and Patriotic Fervour

MOTIVATIONAL HONORS

17th BML Munjal Award for
Business Excellence

ETNOW Infra Focus Awards 2024:
Infrastructure Sector (Housing)

Governance Now 11th PSU
Awards: PSU & CSR Leadership

WCDM Award 2024: 'Good Practices in
Rescue and Rehabilitation'

Prithvi Award 2024: sustainable
development and CSR initiatives



PSE Excellence Award 2025 for
Enterprise Application

GRIHA Award for Consultancy
Project

Asset Triple A Awards: Best
sustainability loan (ESG) in South Asia

राजभाषा कीर्ति पुरस्कार 2024-25

5th PSU Transformation Award –
Fastest Growing PSU

Thank You



Financing Infrastructure for Viksit Bharat

Head Office:

**HUDCO Bhawan, Core-7-A,
India Habitat Centre, Lodhi Road, New Delhi - 110 003**