Godrej Agrovet Limited

Registered Office -
Godrej One, 3rd Floor,
Pirojshanagar, Eastern Express Highway,
Vikhroli (East) Mumbai- 400079. India
Tel: +91-22-25188010/8020/8030
Fax: +91-22-25195124
Email: gavlho@godrejagrovet.com
Website: www.godrejagrovet.com

CIN : L15410MH1991PLC135359

Date: August 5, 2026

To,
BSE Limited
P. J. Towers, Dalal Street,
Fort, Mumbai – 400001

Ref.: BSE Scrip Code No. "540743"

To,
National Stock Exchange of India Limited
Exchange Plaza, Bandra - Kurla Complex,
Bandra (East), Mumbai - 400051

Ref.: "GODREJAGRO"

Sub: Presentation to Investors & Analysts

Dear Sir/Madam,

The Board of Directors of Godrej Agrovet Limited ("The Company") at its Meeting held on **Wednesday, August 5, 2026**, has approved the Standalone and Consolidated Unaudited Financial Results for the Quarter ended June 30, 2026.

We enclose herewith a copy of the presentation for the Investors and Analysts and the same is being placed on the website of the Company i.e., www.godrejagrovet.com.

Kindly take the above on your record.

Thanking you,

Yours sincerely,

For Godrej Agrovet Limited

Vivek Pritamlal Raizada

Digitally signed by Vivek Pritamlal Raizada
DN: c=IN, o=Personal, title=1730, pseudonym=de6203b1d1ee495dad9a25b42ae842c6, 2.5.4.20=c93dfbaf03e720cee37b88d8b1979f2b4bf2ea739d07629581c665c57a6e4e50, postalCode=400064, st=Maharashtra, serialNumber=822cd346a33a6951367eba2705ab403bbdd9d33043f37472c57bc2555897 2e9, cn=Vivek Pritamlal Raizada
Date: 2026.08.05 17:22:02 +05'30'

Vivek Raizada
Head- Legal & Company Secretary & Compliance Officer

(ACS 11787)

Encl.: As above

RESULTS PRESENTATION

FIRST QUARTER, FINANCIAL YEAR 2027

GODREJ AGROVET

Godrej

DISCLAIMER

This communication is provided for information purposes only and does not constitute (and should not be construed as) an offer, invitation or solicitation to buy or sell any securities or other financial instruments, or any investment advice. Recipients should make their own independent assessment and consult appropriate professional advisers. The information and opinions contained herein are stated as of the date of this communication and are subject to change without notice; while reasonable care has been taken in its preparation, the Company makes no representation or warranty, express or implied, as to the accuracy, completeness or fairness of such information (including any third-party/industry data) and, to the fullest extent permitted by law, disclaims any liability for any loss arising from the use of this communication or its contents. Certain statements herein may constitute "forward-looking statements" under applicable laws and regulations, based on current expectations, assumptions and information available to the Company, and involve risks and uncertainties that could cause actual results to differ materially, including changes in economic and market conditions, competitive dynamics, laws, regulations, taxes and their interpretation, foreign exchange and interest rate movements, demand and supply conditions, operational or supply-chain disruptions, labour matters, litigation or regulatory proceedings, and the timing or impact of corporate actions. Forward-looking statements speak only as of the date hereof and undue reliance should not be placed on them; except as required by law, the Company undertakes no obligation to update or revise them. This communication should be read together with the Company's disclosures and filings made from time to time in accordance with applicable legal and regulatory requirements; where alternative performance measures are included, they are presented for supplemental purposes, may not be comparable across companies, and should not be viewed as a substitute for financial information prepared in accordance with applicable accounting standards.

GAVL Strategy Curtain Raiser

Macro overview of our refreshed direction

Recognizing the strengths & Reimagining the future

While our core is strong...

1. Deep understanding of Agri sector
2. State-of-the-art R&D capabilities
3. Pan-India manufacturing and farmer footprint
4. Procurement and sourcing edge
5. Increasing value-added portfolio
6. Entrepreneurial and resilient

... we need a structural reset focused on value creation

1. Streamlining a complex portfolio
2. Building “Multiple pillars of growth” (MPOG) in each business
3. Building future-ready market-facing capabilities
4. Shifting away from commodity mindset
5. Fostering a high-performance, results-oriented culture

OUR PURPOSE

Crafting abundance

through innovation that empowers farmers and nourishes our nation.

Crafting abundance will need a shift from commodity led thinking to customer facing approach

		From	To
Animal Nutrition Business, ACI Godrej		Feed business, with commodity buying and R&D as strengths	**Nutrition mindset**, with innovation, technical service, marketing and sourcing as moats
Crop Care Business		Product chemistry and patent focus	**Crop-care** proposition with product innovation, distribution and branding as moats
Oil Palm Business		Volume led upstream player & bulk refiner	**Differentiated, value added products player**
Astec		Enterprise product catalogue led approach	**Specialized, service-led CDMO player,** along with premium enterprise offerings
GFL		Processed poultry player	**Protein forward foods company** with strong consumer brands
CDPL		Milk-dominated business model	**Value-added dairy business** with distribution excellence and brands

Focused businesses, Selective capital allocation for superior value creation

Prioritize businesses	• **Double-down** on growth / invest: Cattle Feed, OPB, CCB, GFL Branded • **Reboot / Transform**: CDPL, ACI Godrej, Astec • **Reduce** revenue / restrict capex: RGC B2B, Broiler Feed • Remaining segments within businesses: Grow with market / manage for cash
Streamline the portfolio	• **Businesses** have been identified for strategic review (e.g., Shrimp Feed) • Select **plants** have been evaluated for closure • Unprofitable / sub-scale **sub-segments** have been identified for exit • Live Bird Trading will be closed
Allocate capital to portfolio priorities	• **Capex** to continue @ 300 – 350 Cr / year, funded through internal accruals • A majority of growth capex **allocated** towards high-margin, high ROCE businesses with focus on long-term value creation • Sharp focus on managing **Net Working Capital** to ensure significant improvement in ROCE

OPB = Oil Palm business, CCB = Crop Care business, GFL = Godrej Foods Ltd., CDPL = Creamline Dairy, RGC = Real Good Chicken

Q1FY27 Performance Update

Resilient topline performance amid transient cost and weather headwinds

Oil Palm Business

OER# growth	43 bps
Volume growth	+9%
EBIT growth	+14%

Animal Nutrition - India

Cattle feed volume growth	+15%
EBIT growth	+30%

Animal Nutrition - Bangladesh

Volume growth	+15%
PBT* growth	+12%

** In local currency terms*

Godrej Foods

Yummiez volume growth	22%
Branded salience	>80%

Creamline Dairy

Revenue growth	+11%
Volume growth	+8%

Astec

Sharp reduction in losses y-o-y

EBITDA **Break-even continued**

Crop Care

Significantly delayed monsoon impacted volumes of key products resulting in de-growth in revenue (~17%) and margins (~38%)

OER: Oil Extraction Ratio

CONSOLIDATED FINANCIALS – Q1 FY27

₹ Crore	Excluding non-recurring & exceptional items			As reported		
	Q1FY27	Q1FY26	Y-o-Y Change	Q1FY27	Q1FY26	Y-o-Y Change
Sales	**2,852**	2,603	**10%**	**2,852**	2,603	**10%**
Earnings before interest, tax and Depreciation (EBITDA)	**259**	282	**-8%**	**255**	282	**-9%**
EBITDA Margin (%)	**9.1%**	10.8%		**8.9%**	10.8%	
Profit before Tax & Share of Profit of joint venture	**172**	188	**-8%**	**169**	188	**-10%**
PBT Margin (%)	**6.0%**	7.2%		**5.9%**	7.2%	
Profit after tax (PAT)	**126**	149	**-15%**	**128**	149	**-14%**
PAT Margin (%)	**4.4%**	5.7%		**4.5%**	5.7%	

Please refer to annexure for details of non-recurring items

Segment Wise Performance Update

ANIMAL NUTRITION

Leading compound animal nutrition play across Cattle (Milk), Broiler, Layer, Fish and Shrimp feed in India

Particulars	Q1 FY27	Q1 FY26	Y-o-Y Change
Sales Volume (tons)	**402,257**	375,139	7.2%
Segment Revenue (Cr)	**1,302**	1,156	12.6%
Reported Segment Result (Cr)	**84**	65	29.7%
Reported Segment Margin (%)	**6.4%**	5.6%	
Underlying Segment Result (Cr)	**102#**	75	35.8%
Underlying Segment Margin (%)	**7.8%**	6.5%	

- Delivered robust topline growth powered by strong demand-led volume expansion and improved realizations. Cattle feed volumes grew ~15% YoY, reinforcing the business's leadership position and growth momentum.
- Margin performance strengthened materially, with underlying segment results improving by ~36% YoY, reflecting the benefits of strategic commodity sourcing, operating leverage, and relentless cost discipline.

#Underlying segment results exclude the impact of supplier financing on input costs

OIL PALM

Largest domestic producer of Crude Palm oil (CPO) and Palm Kernel Oil(PKO)

Particulars	Q1 FY27	Q1 FY26	Y-o-Y Change
CPO Realisations (₹ per MT)	**134,783**	114,079	18.1%
PKO Realisations (₹ per MT)	**251,789**	210,698	19.5%
Segment Revenue* (₹ Cr)	**591**	458	28.9%
Segment Result# (₹ Cr)	**99**	87	14.4%
Segment Margin (%)	**16.7%**	18.9%	

** Excluding trading revenues of ₹ 29 Cr in Q1 FY27 & ₹ 41 Cr in Q1 FY26; # excluding trading margin of ₹ 0.7 Cr in Q1FY27 & ₹ 0.3 Cr Q1FY26*

- Segment revenue was driven by improved realizations and higher sales volumes. Fresh fruit bunch (FFB) volumes remained broadly flat despite high-comparable base in Q1FY26, which had benefited from the early onset of the monsoon.

- Segment result increased YoY, supported by enhanced oil extraction efficiency and higher realizations.

CROP CARE BUSINESS

Crop care products catering to the entire crop lifecycles

Particulars	Q1 FY27	Q1 FY26	Y-o-Y Change
Segment Revenue (Cr)	**271**	328	-17.2%
Segment Result (Cr)	**86**	138	-37.6%
Segment Margin (%)	**31.7%**	42.2%	

- Demand remained muted amid delayed monsoon progress and slower kharif sowings following one of the driest June in over a decade. Consequently, there was a de-growth in segment revenue predominantly due to lower volumes of in-house cotton herbicide.

- The Company's strategic diversification journey has started on a strong footing, with Ashitaka (Maize Herbicide) and Takai (Paddy insecticide) gaining strong market traction. The successful scale-up of these recent launches reinforces the innovation-led growth strategy and helped partially mitigate the impact of adverse market conditions during the quarter.

- The significant reduction in volumes as stated above resulted in margin contraction, with segment margin declining in Q1 FY27.

ASTEC LIFESCIENCES

Manufactures a wide range of agrochemical active ingredients

Particulars	Q1 FY27	Q1 FY26	Y-o-Y Change
Revenues (Cr)	**83**	91	-9.2%
EBITDA (Cr)	**-**	-11	NM
EBITDA Margin (%)	**NM**	-12.1%	

- Astec LifeSciences sustained its recovery momentum in Q1FY27, reporting substantial improvement in EBITDA over Q1FY26, driven by margin expansion across both Enterprise and CDMO categories. Building on the operational turnaround achieved in FY26, the business performance reflects the success of turnaround initiatives taken and positions the business for sustained profitability and growth.

- There was a marginal de-growth in revenue primarily due to change in product mix.

CREAMLINE DAIRY

Private dairy player in Southern India with a wide range of product portfolio

Particulars	Q1 FY27	Q1 FY26	Y-o-Y Change
Revenues (Cr)	**465**	417	11.4%
EBITDA* (Cr)	**7**	15	-52.7%
EBITDA Margin (%)	**1.5%**	3.5%	

- The Dairy business delivered healthy revenue growth in Q1FY27 compared to Q1FY26, primarily driven by strong volume growth in value-added products, reflecting sustained consumer demand and brand strength across key categories. Salience of value-added products improved from 42% in Q1FY26 to 49% in Q1FY27.

- Q1 FY27 EBITDA was impacted by elevated milk procurement prices amid industry-wide constraints in milk availability, together with war-led inflation in certain other inputs. Management remains focused on calibrated pricing actions, procurement efficiencies and cost optimization to mitigate these near-term pressures.

GODREJ FOODS

Particulars	Q1 FY27	Q1 FY26	Y-o-Y Change
Revenues (Cr)	**188**	187	0.7%
EBITDA* (Cr)	**5**	9	-45.6%
EBITDA Margin (%)	**2.6%**	4.9%	

- Branded volume salience grew ~ 6% YoY in Q1FY27, underscoring sustained execution against the Company's value-accretive branded growth strategy. This helped to offset the impact of deliberate reduction in live bird volumes, enabling Godrej Foods Ltd. (GFL) to deliver stable revenues while further improving the quality of earnings.

- EBITDA margins in Q1FY27 moderated due to higher input costs and inflationary pressure from geopolitical disruptions. While the company implemented calibrated pricing actions, the increase in costs could only be partially mitigated.

JOINT VENTURE – ACI GODREJ AGROVET

Leading compound animal nutrition play across Cattle (Milk), Broiler, Layer, Fish and Shrimp feed in Bangladesh

Particulars	Q1 FY27	Q1 FY26	Y-o-Y Change
Sales Volume (tons)	**109,191**	95,340	14.5%
Revenue (BDT Cr)	**572**	503	13.8%
PBT (BDT Cr)	**47**	42	12.2%
PBT (%)	**8.2%**	8.3%	
PAT (BDT Cr)	**33**	35	-5.6%

- ACI GAVL demonstrated a strong comeback and has firmly returned to growth trajectory, delivering robust topline growth in the quarter driven predominantly by broad-based volume expansion across categories.
- PBT increased YoY by 12% driven by operational leverage and volume growth. Profit after tax declined YoY primarily due to the impact of higher effective tax rate following the change in the applicable tax rate from 15% to 27.5% with effect from July 1, 2025. The impact is primarily tax-related and does not reflect any deterioration in the operating performance of the business.

NET WORKING CAPITAL EFFICIENCY IMPROVED SHARPLY, DRIVING HEALTHY ROCE

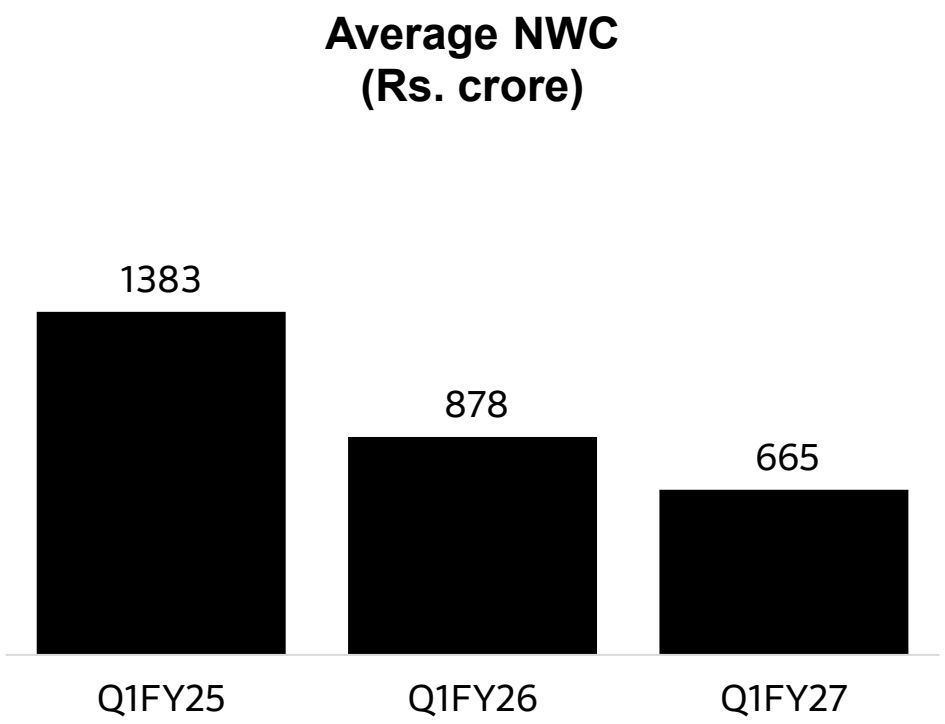

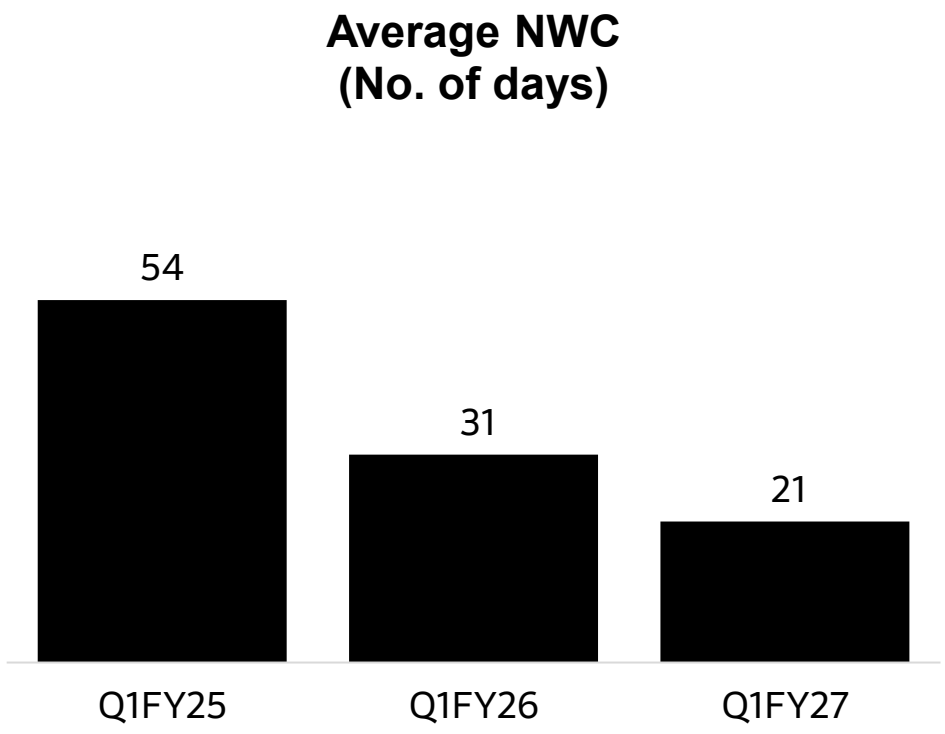

NWC = Net Working Capital (Current Assets - Current Liabilities excluding Current Borrowings and Current Lease Liabilities)

Successful scale up of recent launches - An Update

CROP CARE BUSINESS: DIVERSIFICATION GAINING MOMENTUM

Ashitaka (Maize herbicide) volumes scale ~3x in Q1 FY27

- **Q1 FY27 volume reached 30 kL.**
- New commercialization team setup for launching such patented solutions

Takai (Insecticide) broadens beyond paddy: Label claims approved for five additional crops; 13 kL sales in Q1 FY27 -> Scale up starting

Soybean herbicide entry

- Ghassnash launched in May 2026; 26 KL Q1 sales, with further ramp-up planned in Q2

GODREJ FOODS: NPD ROLLOUT INTO NEW SEGMENTS SCALING WELL

~20% of GFL B2C revenue in Q1FY27 is from NPDs across three core categories

- **Frozen chicken**: Accelerating category creation from unorganized to branded through better availability, fill rates and supply planning; Qcom market share increased significantly versus Q1FY26.
- **Momos:** Driving category creation by entering the largely unorganized street-food segment; Qcom market share improved for Chicken & Chicken Cheese momos, with further scale expected from the new automated momo line commissioned in July'26.
- **Nuggets**: Qcom market share nearly doubled to 9% vs. 5% in Q4FY26, while ~32% GT repeat rate underscored sustained consumer traction for 'Hot & Crispy Chicken Bites'

ROAS - Return on Ad Spend

CDPL: DEMOCRATIZATION IN VALUE-ADDED PRODUCTS IS GAINING TRACTION

- **₹20 Badam Flavoured Milk:** Reached 24.5K outlets with 42% repeat rate; reached 82 lakh people with TV advertisement in key markets

- **30g protein paneer at ₹99:** Launched as a Q-comm first product; Achieved 200% of planned revenue in Q1 with ~20% repeat rate with Qcom led on-app demand generation activities carried out across platforms

ESG Update

OUR ESG INITIATIVES CONTINUED TO GENERATE MEANINGFUL IMPACT

Increase Renewable

78.8%

GAVL's Renewable energy portfolio^

- ✓ Installed **Solar rooftops** at 20+ manufacturing sites - Cumulative generation of ~3,500 MWh in Q1FY'27
- ✓ Vegetable Oil business' renewable energy portfolio >99% of total energy usage - **Fruit bunches residue as a boiler fuel**

Water Positivity

14x

Water conservation^

- ✓ A water positive company; 7.3 million m^3 water sequestered against a consumption of 0.52 million m^3#
- ✓ Over 6,000 Ha area (~25 village) covered under watersheds

CDP

GOLD | Top 5% ecovadis Sustainability Rating DEC 2025

"A-"

Leadership band in CDP Climate & Forest (Palm)*

"Gold"

EcoVadis Rating

- ✓ 2nd consecutive year leadership rating for climate & forest disclosure
- ✓ Placing our Agrochemical business among top 5% global companies

SCIENCE BASED TARGETS

DRIVING AMBITIOUS CORPORATE CLIMATE ACTION

-9.3%

Scope 1 & 2 GHG emission reduction^

- ✓ 1st Agri company in India to have approved science-based emission reduction target aligned to WB2DS
- ✓ 37.5% scope 1+2 GHG emission reduction by FY'35 from baseline year of FY'20

* The scores are in the range of A to D- with A being the best | # water sequestration based on estimates provided by partners | ^nos. non-audited. assurance study in progress

AMBITIOUS GLOBAL COMMITMENTS & AFFILIATIONS

- Member of the World Business Council for Sustainable Development
- Signatories to the Vision 2050 ambition roadmap
- Members of the Climate imperative pathway

- Signatories to the global EP100 framework created by the Climate Group, committed to doubling our energy productivity by 2030

- Committed to the global Science Based Targets initiative (SBTi) to reduce our emissions in line with the global 1.5^0 and 2^0 reduction targets - one of the first companies in the Agri sector to do so in India

- Signatories and members of WWF action groups like REDE (to drive RE adoption) and I-SPOC (India Sustainable Palm Oil Coalition)

- Global rating & disclosure platform for ESG – Data accessible to external stakeholders
- Participated in the CDP carbon, water and forests disclosure

- Members of the Resilient Dairy Alliance (RDA) created by Food and Agriculture Centre of Excellence (CII-FACE) and Environmental Defence Fund (EDF) to solve for cattle emissions in India

ANNEXURES

NON-RECURRING ITEMS

Consolidated (₹ Crore)	EBITDA		PBT		PAT	
	Q1 FY27	Q1 FY26	Q1 FY27	Q1 FY26	Q1 FY27	Q1 FY26
REPORTED	**255**	**282**	**168**	**188**	**128**	**149**
Employee separation costs provision	4	-	4	-	3	-
Remeasurement of Deferred Tax	-	-	-	-	-5	-
BEFORE NON-RECURRING ITEMS	**259**	**282**	**172**	**188**	**126**	**149**

SHAREHOLDING PATTERN AS OF JUNE 30, 2026

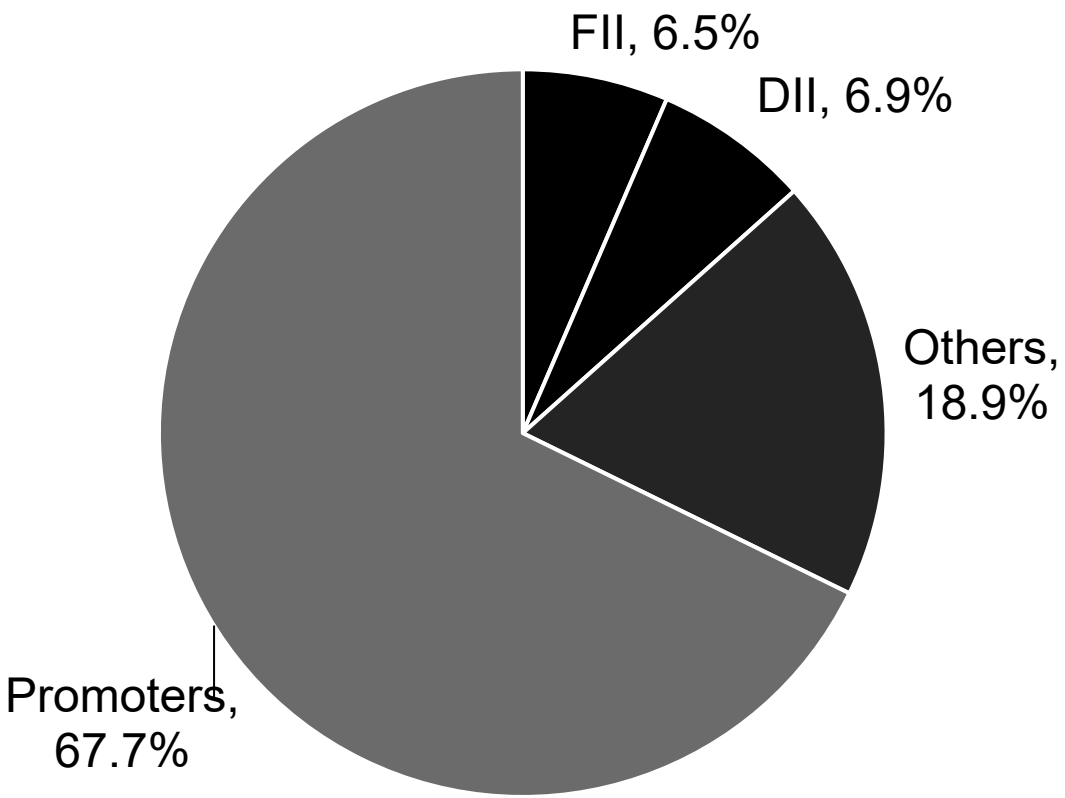

Major Investors

- Temasek
- Vanguard
- LIC of India
- Nippon Mutual Fund
- FSSA Investment Managers
- Franklin India Mutual Fund
- UTI Mutual Fund
- Kotak Mutual Fund
- Tata Mutual Fund
- Motilal Oswal Mutual Fund
- Franklin Templeton Investments

CONTACT US

To know more, visit us at:
www.godrejagrovet.com

S Varadaraj
Email: s.varadaraj@godrejagrovet.com
gavlinvestors@godrejagrovet.com

Amit Pendse
Email: amit.pendse@godrejagrovet.com
gavlinvestors@godrejagrovet.com

GODREJ AGROVET

THANK YOU FOR YOUR TIME AND CONSIDERATION