

Investor Presentation | Q2 & H1 FY27

Disclaimer

This presentation and the accompanying slides (the “Presentation”), which have been prepared by **Wonderla Holidays Ltd.** (the “Company’), have been prepared solely for information purposes and do not constitute any offer, recommendation or invitation to purchase or subscribe for any securities, and shall not form the basis or be relied on in connection with any contract or binding commitment whatsoever. No offering of securities of the Company will be made except by means of a statutory offering document containing detailed information about the Company.

This Presentation has been prepared by the Company based on information and data which the Company considers reliable, but the Company makes no representation or warranty, express or implied, whatsoever, and no reliance shall be placed on, the truth, accuracy, completeness, fairness and reasonableness of the contents of this Presentation. This Presentation may not be all inclusive and may not contain all of the information that you may consider material. Any liability in respect of the contents of, or any omission from, this Presentation is expressly excluded.

Certain matters discussed in this Presentation may contain statements regarding the Company’s market opportunity and business prospects that are individually and collectively forward-looking statements. Such forward-looking statements are not guarantees of future performance and are subject to known and unknown risks, uncertainties and assumptions that are difficult to predict. These risks and uncertainties include, but are not limited to, the performance of the Indian economy and of the economies of various international markets, the performance of the industry in India and world-wide, competition, the company’s ability to successfully implement its strategy, the Company's future levels of growth and expansion, technological implementation, changes and advancements, changes in revenue, income or cashflows, the Company's market preferences and its exposure to market risks, as well as other risks. The Company's actual results, levels of activity, performance or achievements could differ materially and adversely from results expressed in or implied by this Presentation. The Company assumes no obligation to update any forward-looking information contained in this Presentation. Any forward-looking statements and projections made by third parties included in this Presentation are not adopted by the Company and the Company is not responsible for such third-party statements and projections.

All Maps used in the presentation are not to scale. All data, information, and maps are provided "as is" without warranty or any representation of accuracy, timeliness or completeness.



Q2 & H1 FY27 | Result Highlights

Key Highlights

- Revenue from operations stood at **Rs. 12,568 lakhs in Q2 FY27;** delivering a robust YoY growth of **42%**
- Bengaluru park, Kochi park & Resort delivered best ever quarterly performance. Hyderabad delivered its best ever half yearly performance
- Footfall for the quarter stood at **7.25 lakhs** a strong growth of **44% YoY**
- Park wise footfall for the Q2 FY27: Bengaluru – **2.13 lakhs**, Kochi – **2.03 lakhs**, Hyderabad – **0.99 lakhs**, Chennai – **1.90 lakhs**, Bhubaneshwar – **0.20 lakhs**
- EBITDA for the quarter stood at **Rs. 3,011 lakhs,** up by **90% YoY**
- ARPU in Q2 FY27 stood at **Rs. 1,491, an increase of 1% YoY**
- Resort business delivered strong revenue growth of **57% YoY to Rs. 882 lakhs** in Q2 FY27
- **Chennai Park June quarter Highlights:** Revenue - Rs. 2,779 Lakhs; Average Ticket Price – Rs. 948, SPH – Rs. 510; ARPU – Rs. 1,457

Q2 FY27 Result Highlights

Total Income*

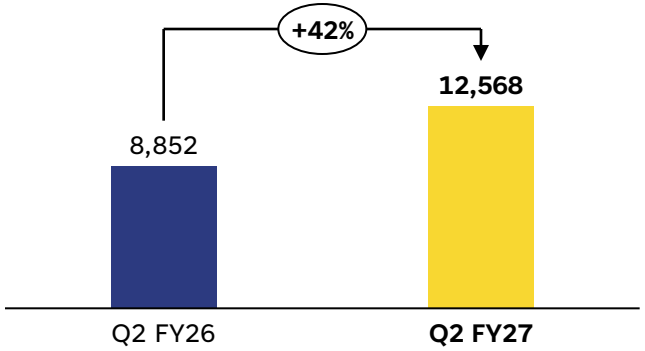

EBITDA* & EBITDA Margin

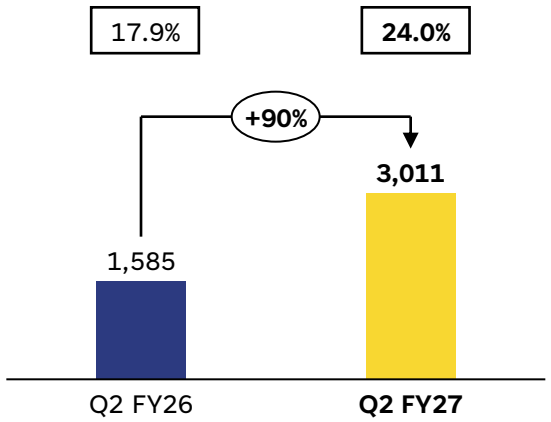

PAT, PAT Margin & CASH PAT

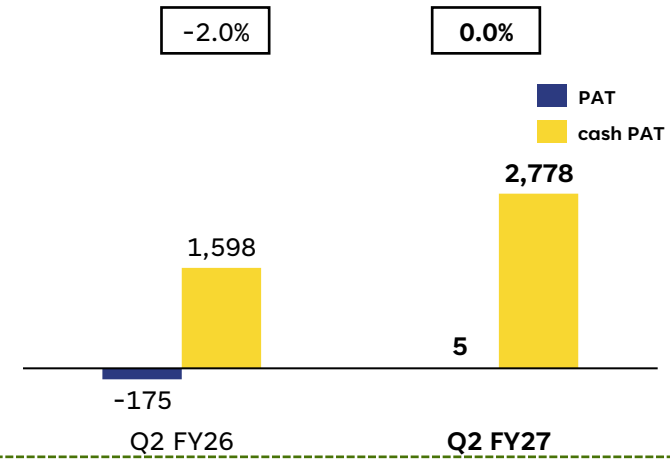

ARPU (in Rs.)

Footfall (in '000)

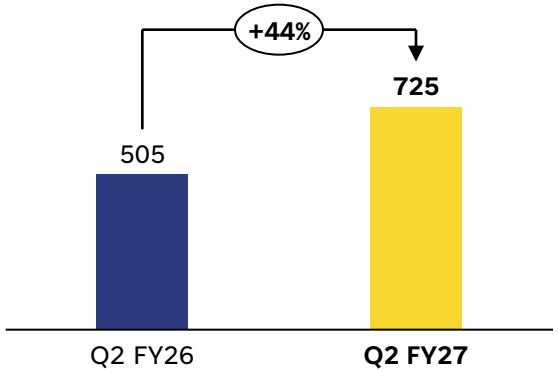

Average Ticket Price

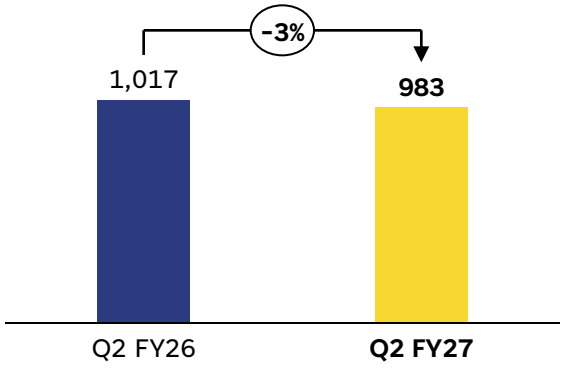

Average Non-Ticket Price

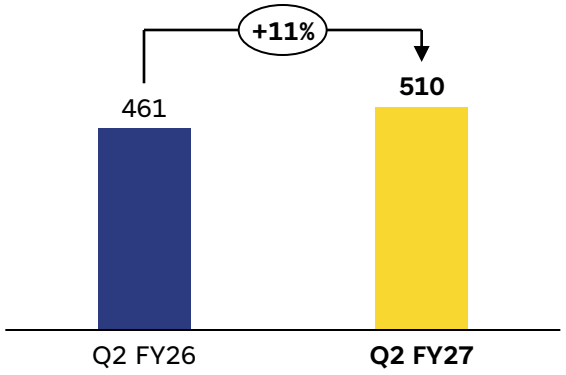

ARPU

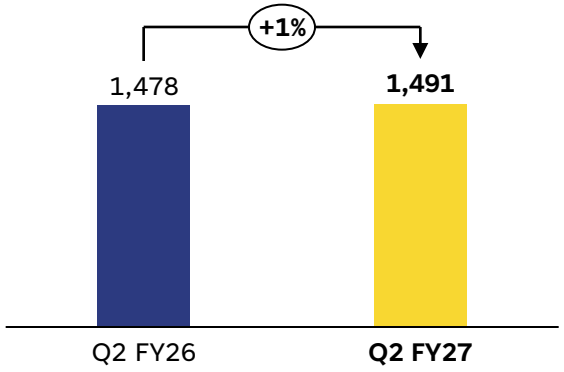

*Note - All financial figures are in Rs. Lakhs, * - including other income*

H1 FY27 Result Highlights

Total Income*

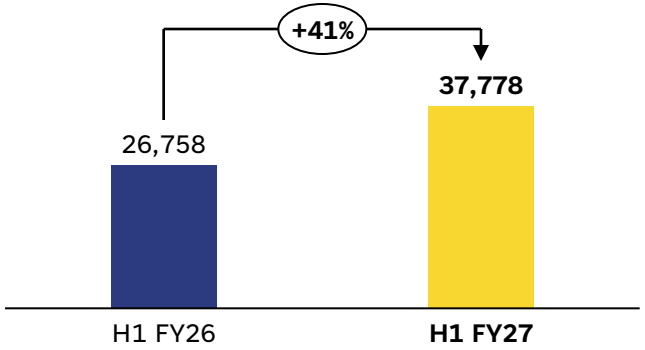

EBITDA* & EBITDA Margin

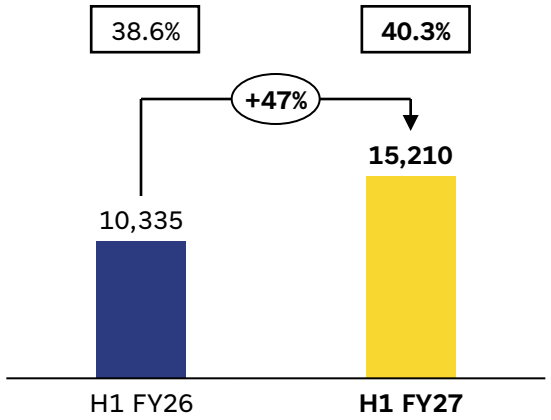

PAT, PAT Margin & CASH PAT

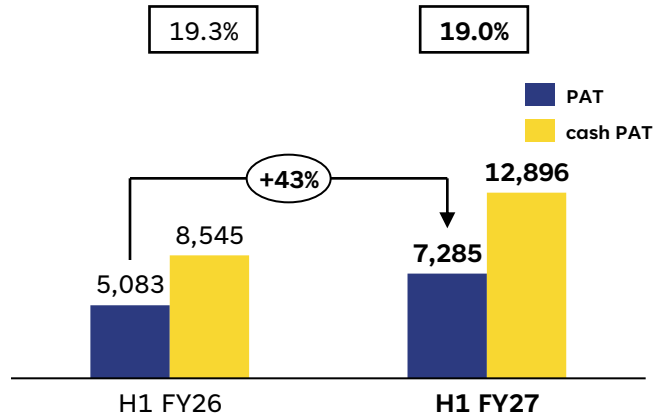

ARPU (in Rs.)

Footfall (in '000)

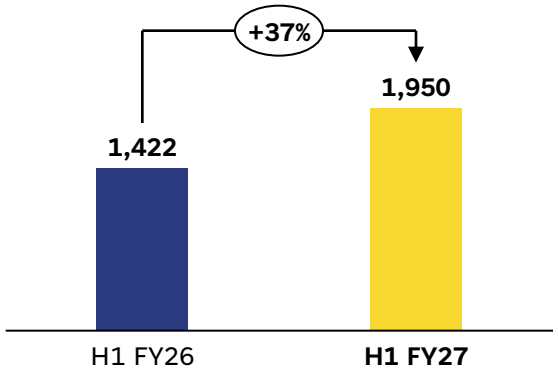

Average Ticket Price

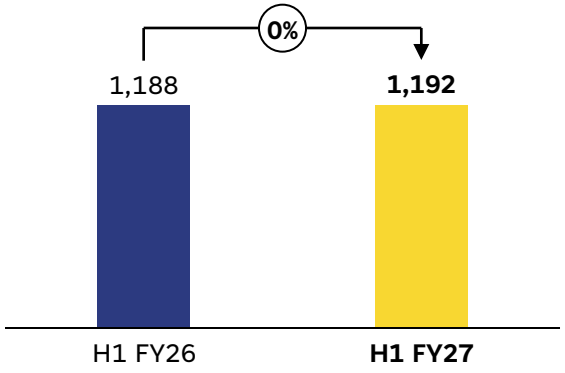

Average Non-Ticket Price

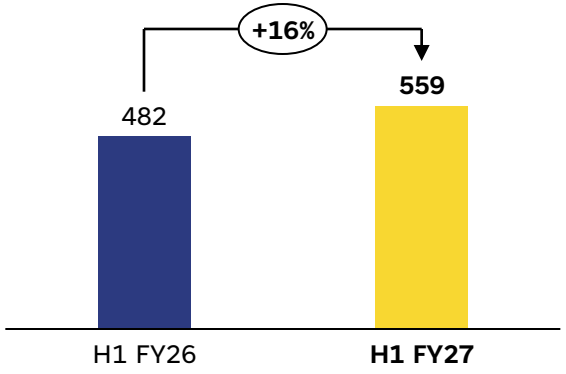

ARPU

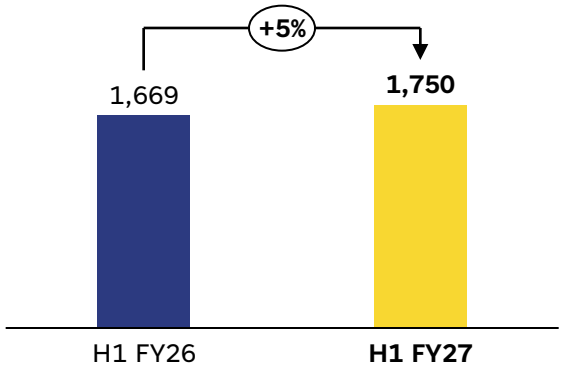

*Note - All financial figures are in Rs. Lakhs, * - including other income*

Bengaluru Park – Q2 & H1 FY27 Metrics

Revenue (Rs. Lakhs)

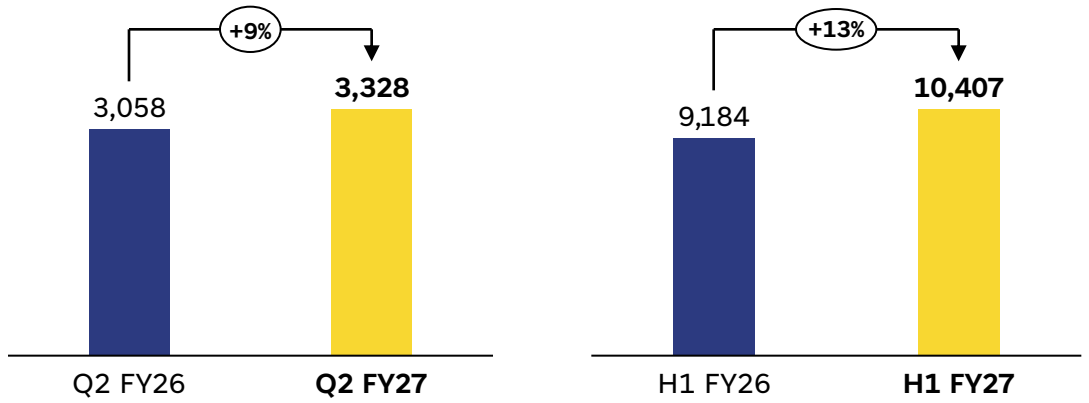

Footfalls (in '000)

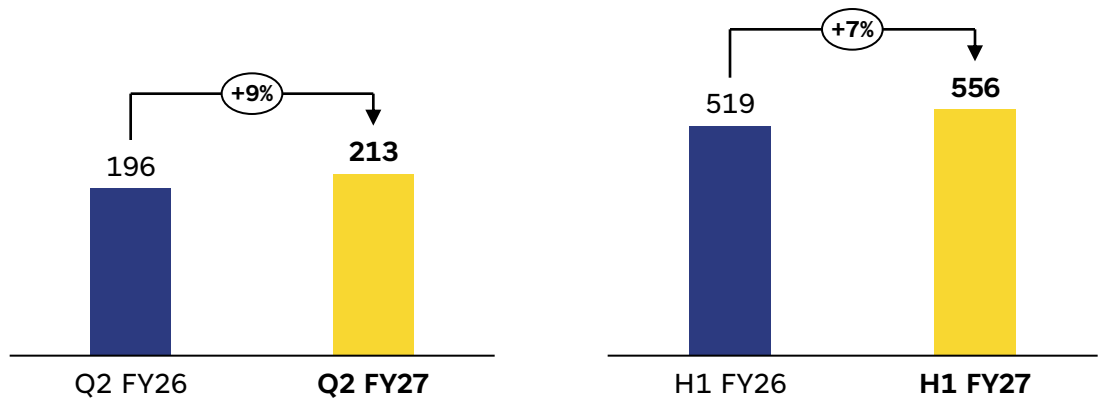

ARPU (in Rs.)

Average Ticket Price

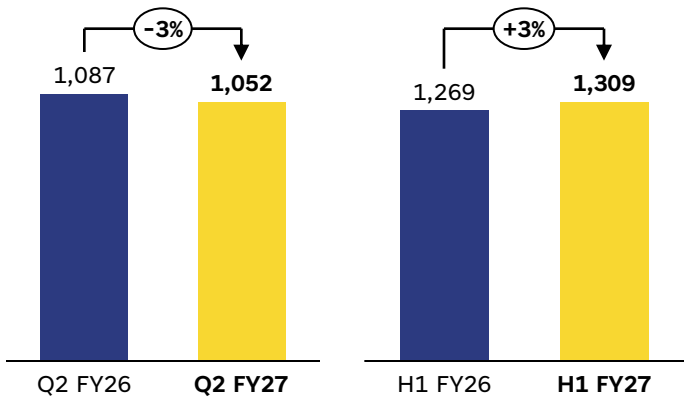

Average Non-Ticket Price

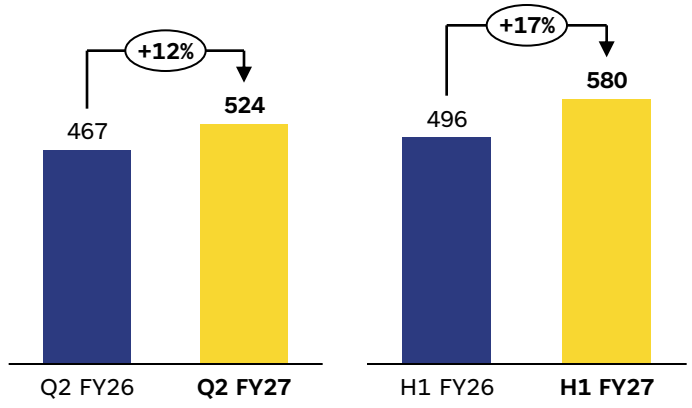

ARPU

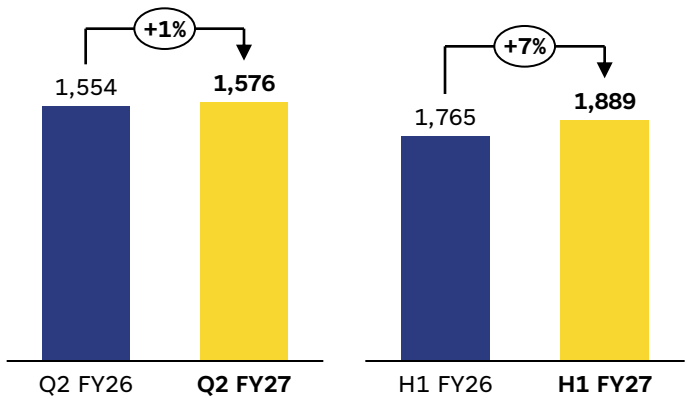

Kochi Park – Q2 & H1 FY27 Metrics

Revenue (Rs. Lakhs)

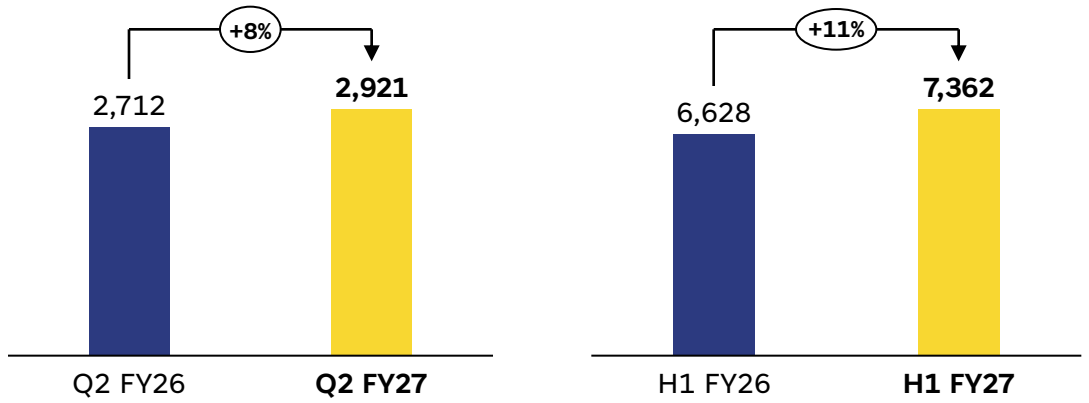

Footfalls (in '000)

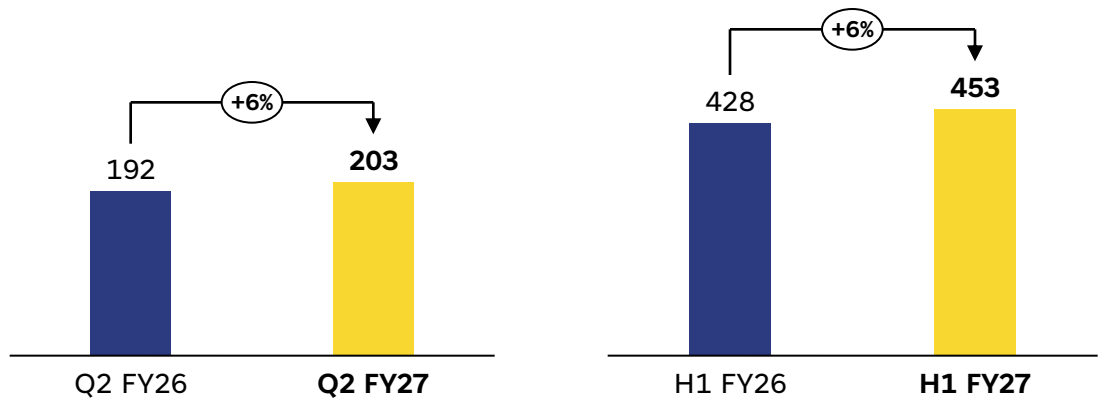

ARPU (in Rs.)

Average Ticket Price

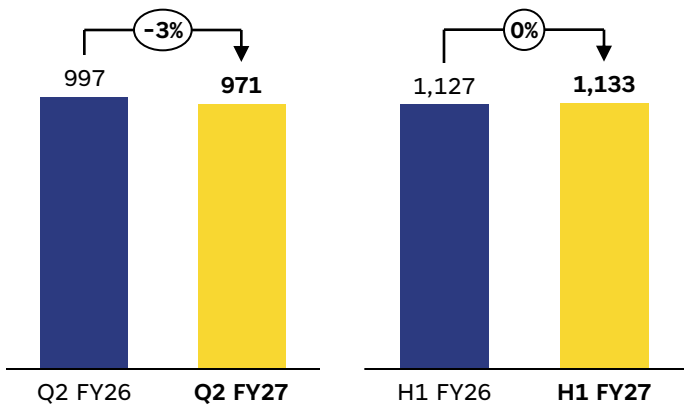

Average Non-Ticket Price

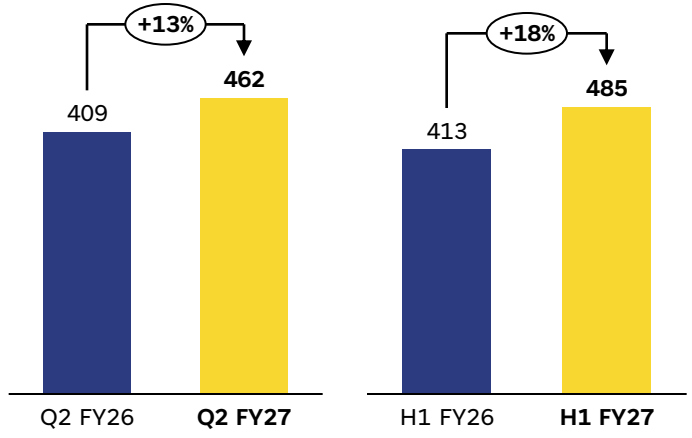

ARPU

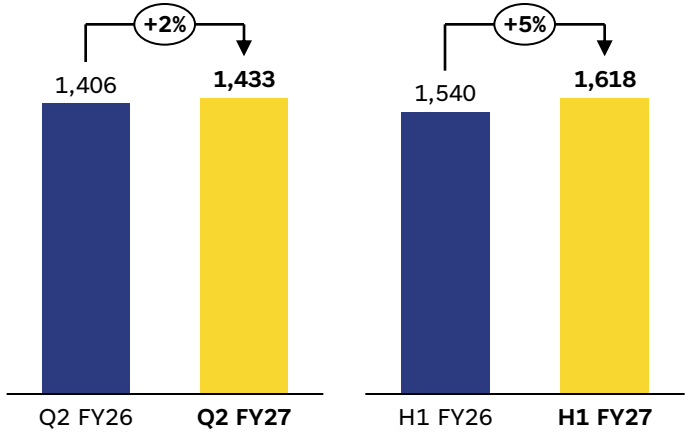

Hyderabad Park – Q2 & H1 FY27 Metrics

Revenue (Rs. Lakhs)

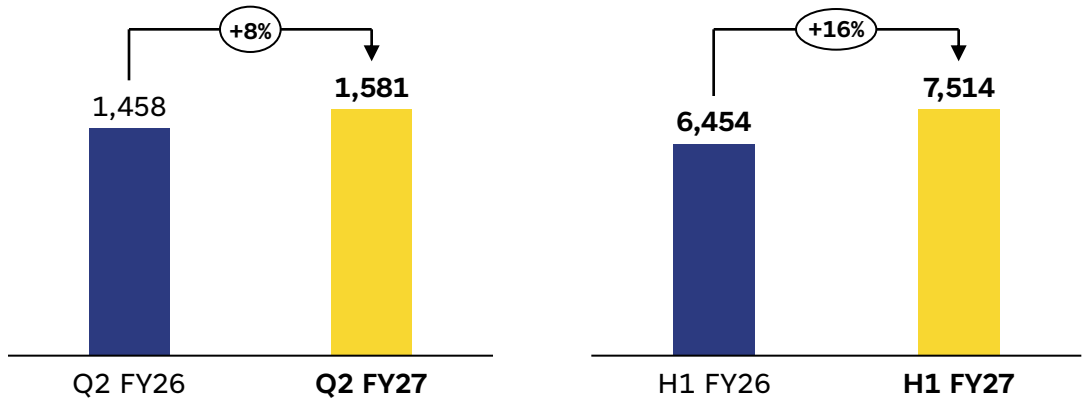

Footfalls (in '000)

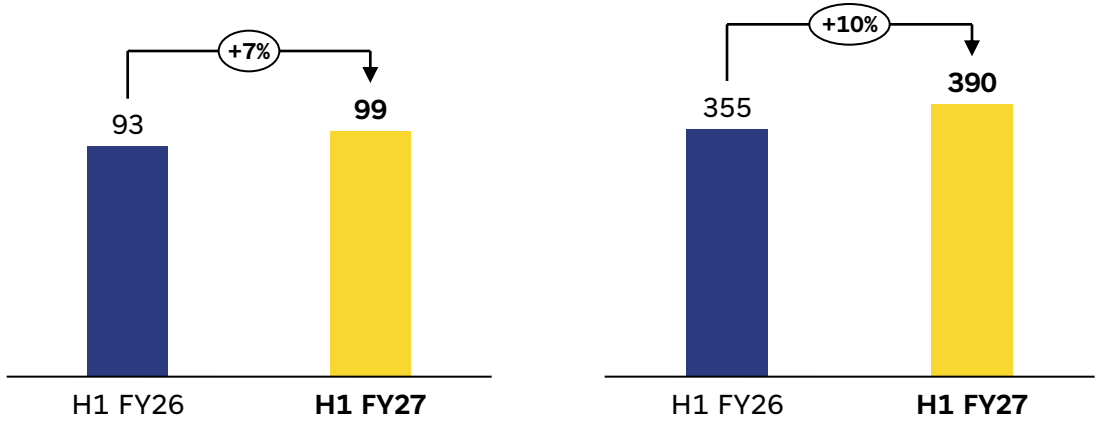

ARPU (in Rs.)

Average Ticket Price

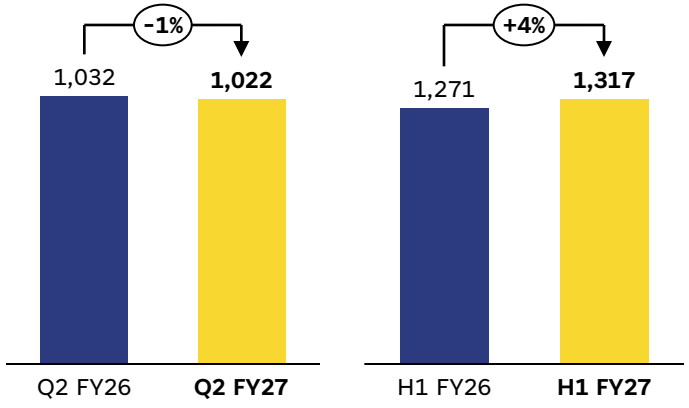

Average Non-Ticket Price

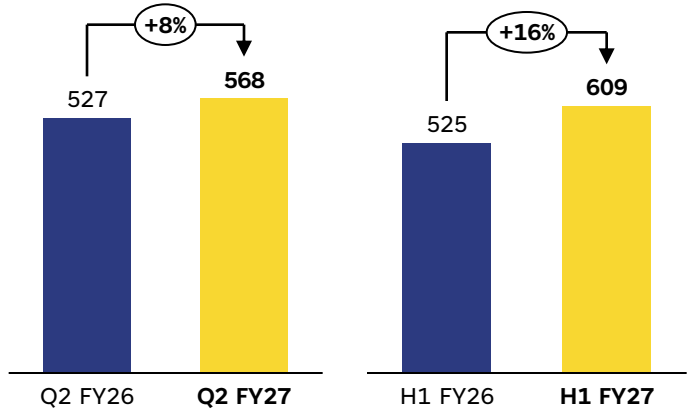

ARPU

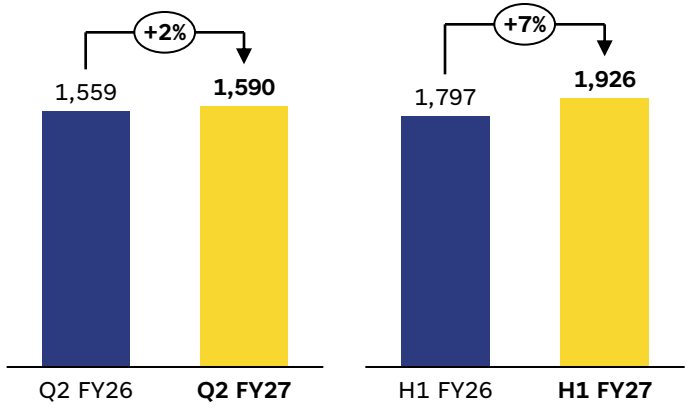

Bhubaneshwar Park – Q2 & H1 FY27 Metrics

Revenue (Rs. Lakhs)

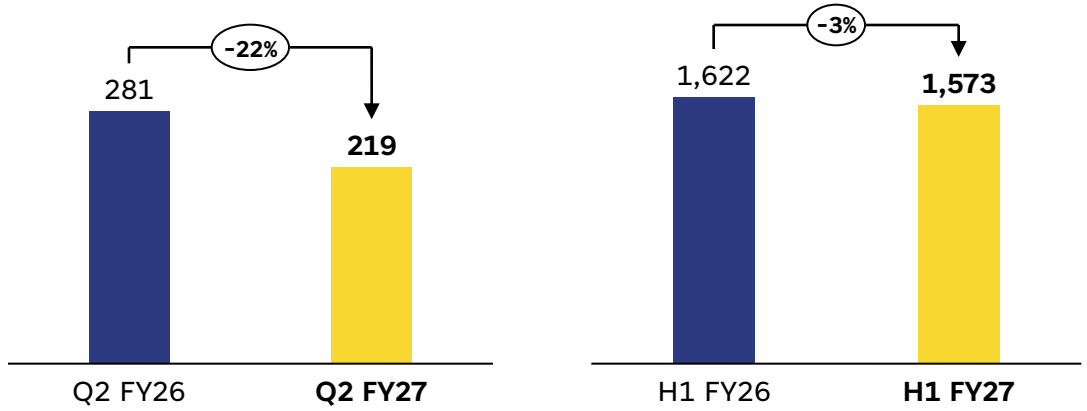

Footfalls (in '000)

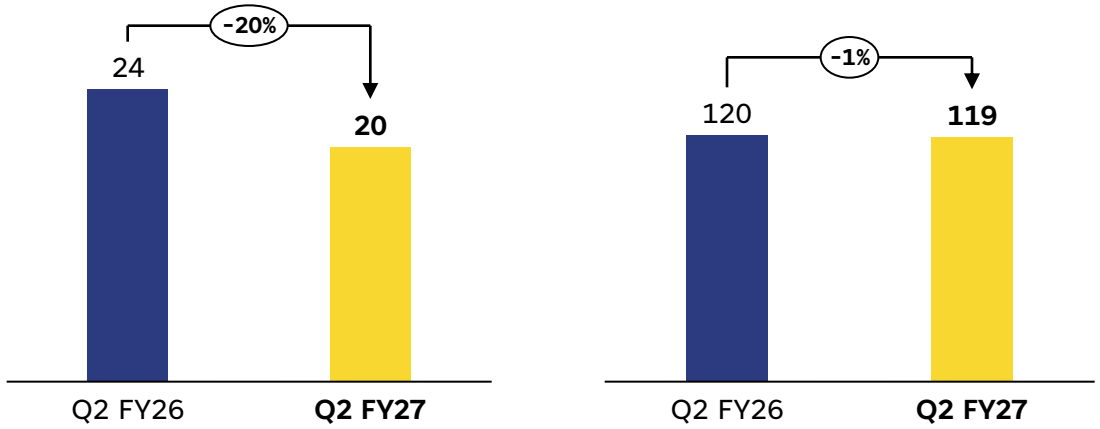

ARPU (in Rs.)

Average Ticket Price

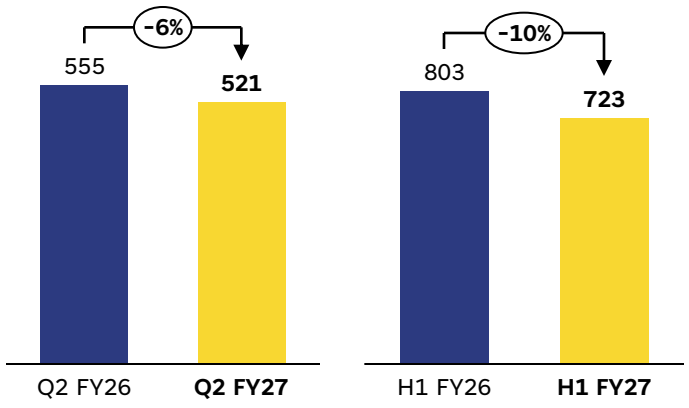

Average Non-Ticket Price

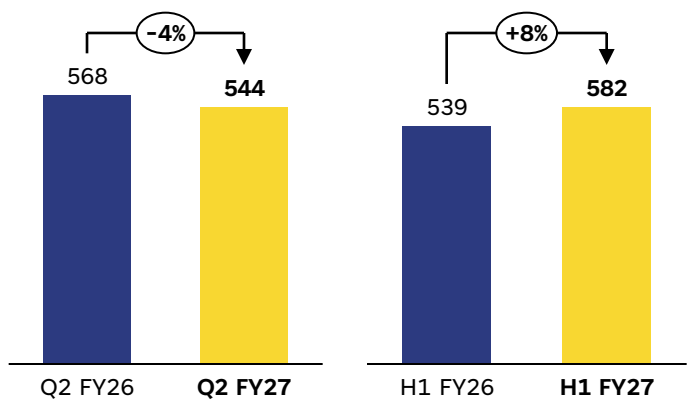

ARPU

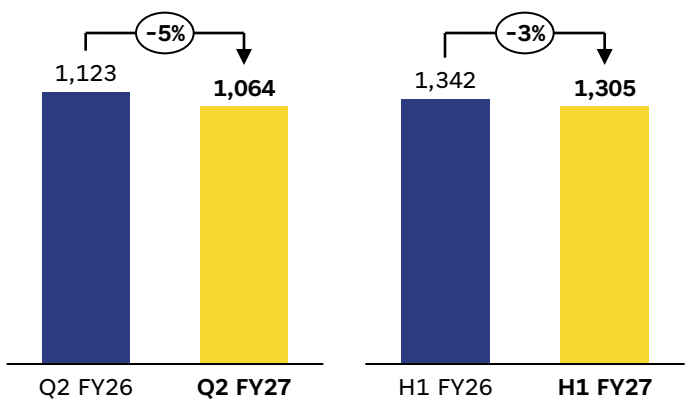

Chennai Park – Q2 & H1 FY27 Metrics

Revenue (Rs. Lakhs)

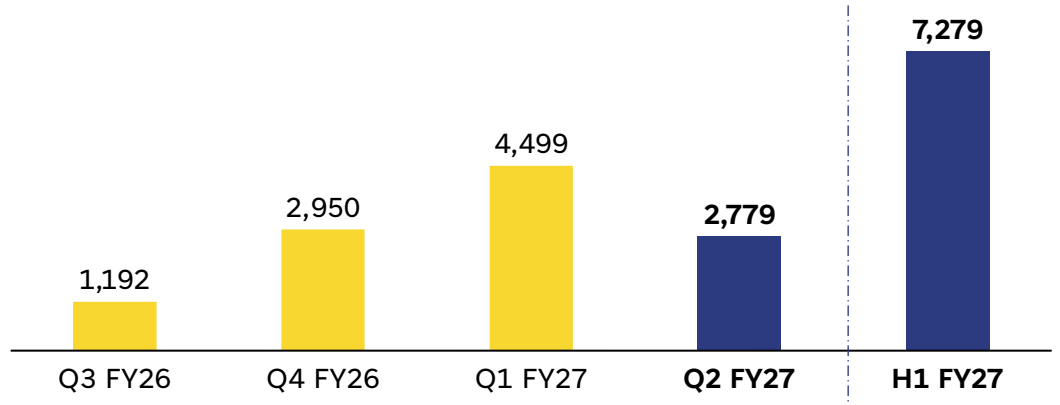

Footfalls (in '000)

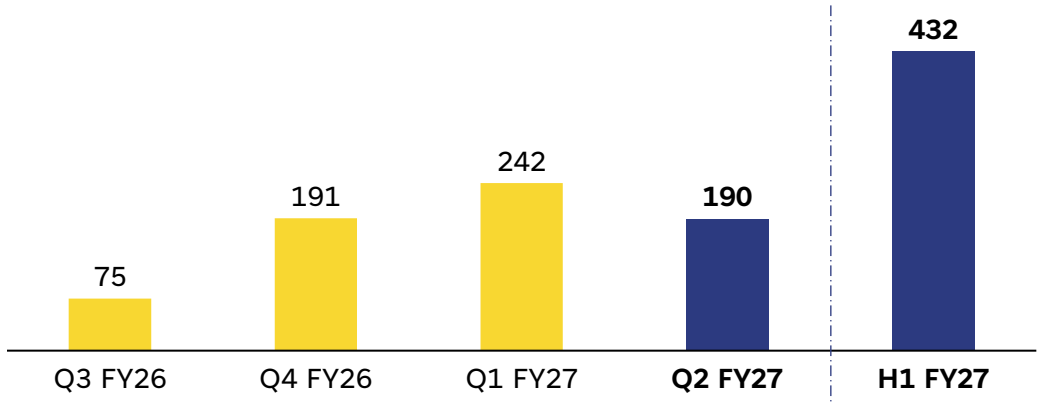

ARPU (in Rs.)

Average Ticket Price

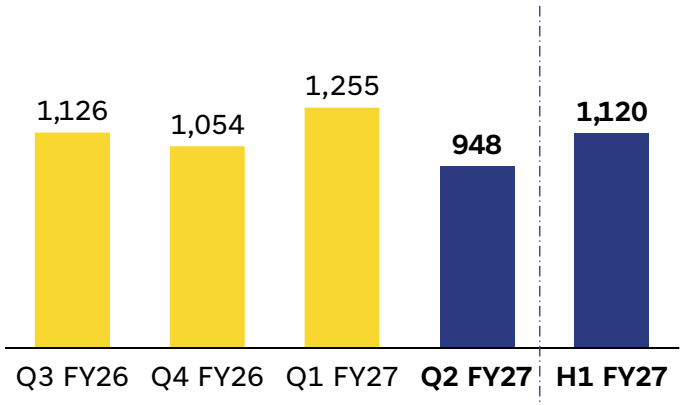

Average Non-Ticket Price

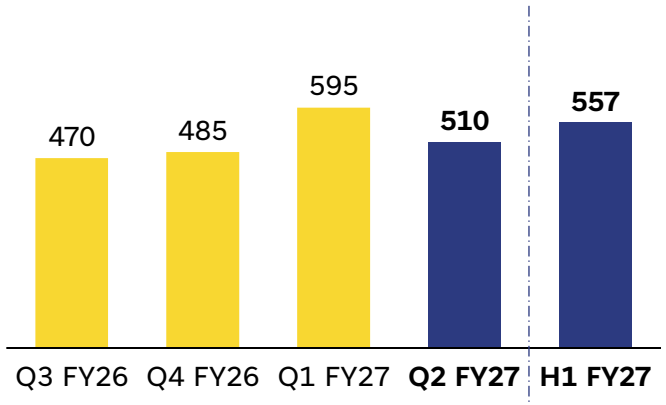

ARPU

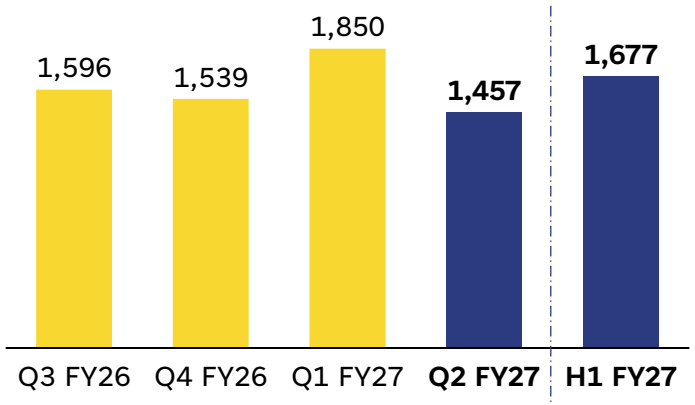

Chennai Park commenced its operations on 02nd December 2025

Wonderla Resorts & Isle – Q2 & H1 FY27 Metrics

Total Revenue (Rs. Lakh)

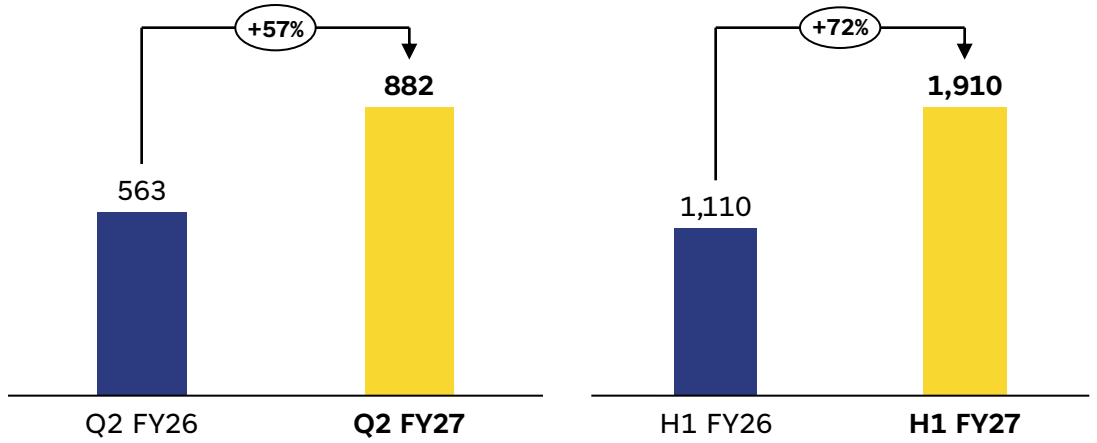

Average Room Rental (in Rs.)

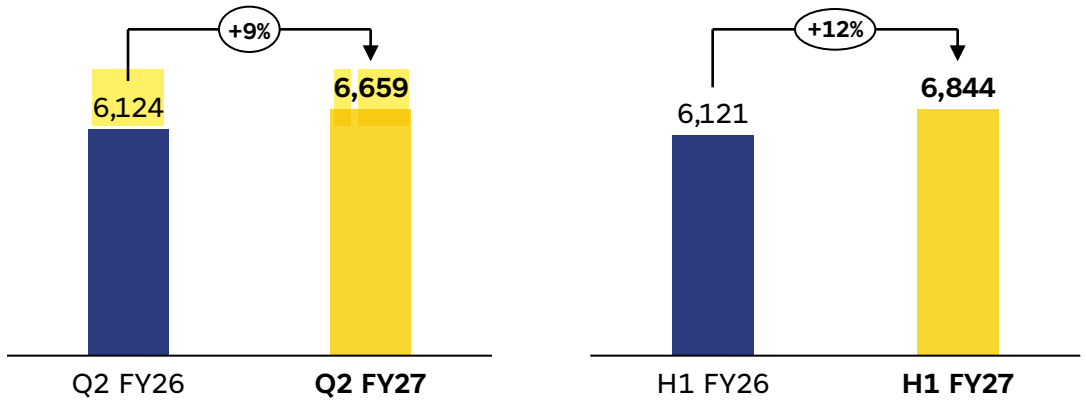

Occupancy (%)

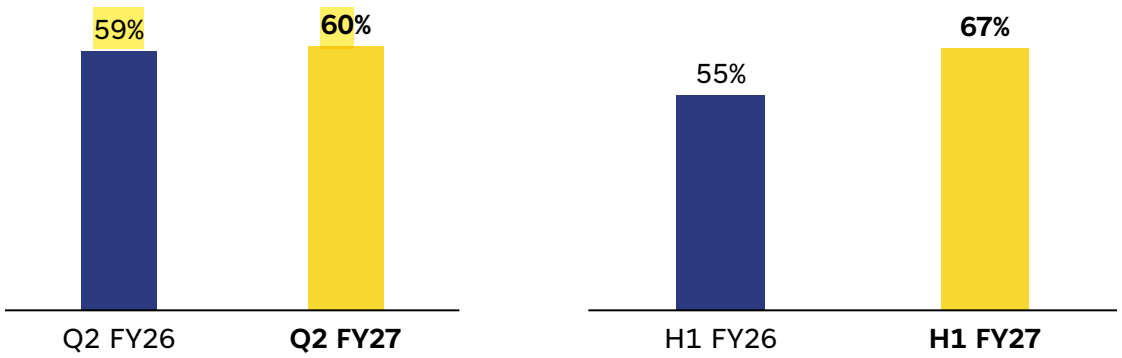

Profit & Loss Statement

Particulars (Rs lakhs.)	Q2 FY27	Q2 FY26	YoY%	H1 FY27	H1 FY26	YoY%
Revenue from Operations	11,657.0	**8,015.3**	**45.4%**	35,919.9	**24,839.7**	**44.6%**
Other Income	910.5	836.3		1,857.9	1,918.0	
Total Income	**12,567.5**	**8,851.6**	**42.0%**	**37,777.8**	**26,757.7**	**41.2%**
Cost of materials consumed	858.6	629.9		2,253.0	1,645.5	
Purchase of stock-in-trade	449.4	301.9		1,409.9	1,038.8	
Changes in inventories of stock-in-trade	19.3	14.7		30.5	-40.2	
Employee Expenses	2,603.0	2,069.3		5,467.1	4,054.4	
Other Expenses	5,626.1	4,254.0		13,407.3	9,724.4	
EBITDA	**3,011.1**	**1,584.8**	**90.0%**	**15,210.1**	**10,334.8**	**47.2%**
EBITDA Margin (%)	**24.0%**	**17.9%**		**40.3%**	**38.6%**	
Depreciation	2,772.6	1,772.9		5,611.3	3,462.0	
Finance Cost	34.8	11.3		48.6	22.8	
Profit before Tax	**203.7**	**-199.5**		**9,550.3**	6,850.1	
Tax	198.7	24.8		2,265.5	1,767.3	
Profit after Tax	**5.1**	**-174.7**		**7,284.7**	**5,082.7**	**43.3%**
PAT Margin (%)	**0.0%**	**-2.0%**		**19.3%**	**19.0%**	
EPS	0.01	-0.27		11.48	8.02	

Balance Sheet

Particulars (Rs. Lakhs)	Sept-26	Mar-26
EQUITY AND LIABILITIES		
Equity		
Equity share capital	6,346.5	6,342.3
Other equity	1,79,542.9	1,77,347.4
Total Equity & Liabilities	**1,85,889.4**	**1,79,689.7**
Liabilities		
Non-Current Liabilities		
Financial Liabilities		
(i) Borrowings	108.7	124.0
(ii) Lease liabilities	420.0	437.1
Provisions	1,269.5	1,599.2
Deferred tax liabilities (net)	5,288.9	5,192.4
Total Non-Current Liabilities	**7,087.0**	**7,352.7**
Current Liabilities		
Financial Liabilities		
(i) Borrowings	29.8	28.6
(ii) Lease liabilities	38.9	35.5
(iii) Trade payables	5,000.8	5,032.8
(iv) Other financial liabilities	600.0	951.7
Other current liabilities	992.0	1,100.1
Provisions	1,199.3	508.4
Total Current Liabilities	**7,860.6**	**7,656.9**
TOTAL EQUITY AND LIABILITIES	**2,00,837.1**	**1,94,699.2**

Particulars (Rs. Lakhs)	Sept-26	Mar-26
ASSETS		
Non-Current Assets		
Property, plant and equipment	1,35,145.7	1,30,766.6
Right to use assets	955.8	983.4
Capital work-in-progress	3,397.5	10,293.9
Intangible assets	282.0	466.5
Intangible assets under development	2.0	-
Financial Assets		
(i) Loans	9.0	11.3
(ii) Other financial assets	278.2	252.3
Income tax assets (net)	48.8	48.8
Other non-current assets	2,616.9	3,597.1
Total Non-Current Assets	**1,42,736.0**	**1,46,419.9**
Current Assets		
Inventories	2,033.4	1,854.7
Financial Assets		
(i) Investments	50,485.8	40,248.1
(ii) Trade receivables	252.6	269.2
(iii) Cash and cash equivalents	1,600.7	1,679.5
(iv) Other balances with banks	52.7	479.0
(v) Loans	82.3	75.9
(vi) Other financial assets	80.2	18.2
Other current assets	3,513.4	3,654.9
Total Current Assets	**58,101.1**	**48,279.4**
Assets held for sale		
TOTAL ASSETS	**2,00,837.0**	**1,94,699.2**

Marketing Initiatives & Events

Marketing Initiatives

















Engagement Activities – Bus Stop Shelter





Independence Day











Onam Celebration











Off Campus - Chennai











Off Campus - Bhubneshwar



Off Campus - Kochi



Off Campus - Hyderabad











Brand Mascot







Food & Beverages

























Company Overview

Wonderla - India's most loved amusement park

Vision

Adding 'Wonder' to lives and bringing people closer.



Mission

Build and operate resource efficient amusement spaces to deliver a fun, thrilling, and hygienic experience to our guests.

- **One of the Most visited parks in India:**
  Wonderla parks have been visited by over **50 *million** visitors since 2000**, making us the most visited amusement park in India
- **Two decades of experience (since launch of first park) in running parks in 5 different cities:**
  Kochi, Bengaluru, Hyderabad, Bhubaneshwar and Chennai

5	232	25	5	6	3#
Amusement Parks	Fun Rides	Restaurants	Banquet Halls	Food courts	Lounge bars

** - as on 30th September 2026 # - Inclusive of Caribbean Theme Bar & Oasis (Wine Bar) in The*

A Complete Family Entertainment Destination...

Wonderla parks provide a rare avenue for families and friends to bond together in a wonderful outdoor environment. The parks deliver a safe, out-of-the-ordinary and highly memorable experience.











... with Signature Rides across Parks



Recoil



Tanjora



Equinox



Wonder Splash



Mission Interstellar

... with Signature Rides across Parks



Wave Pool

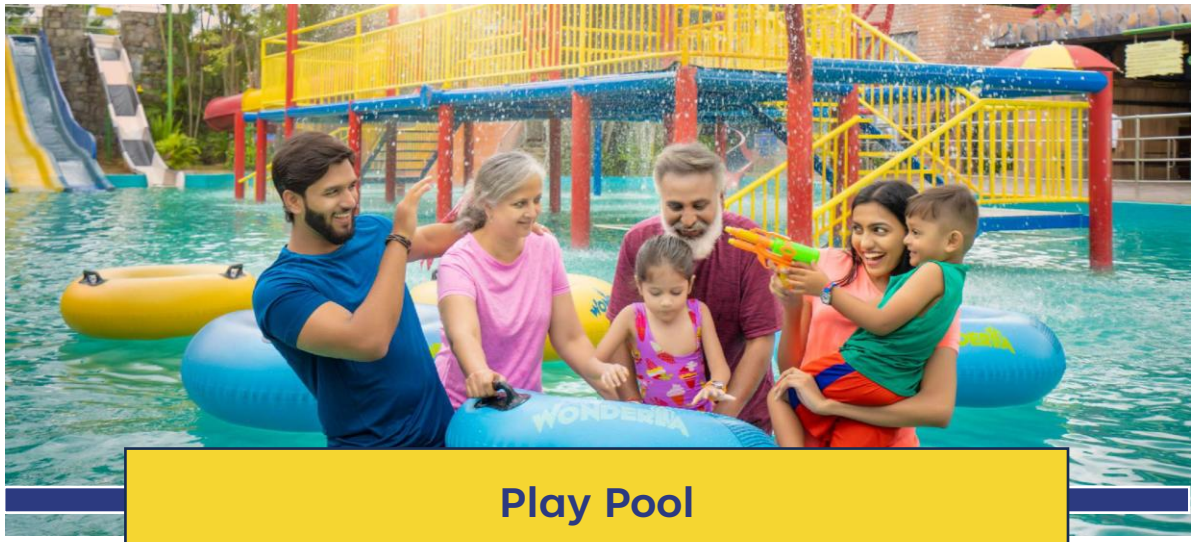

Play Pool



Tarantula



Sky Wheel

Key Milestones

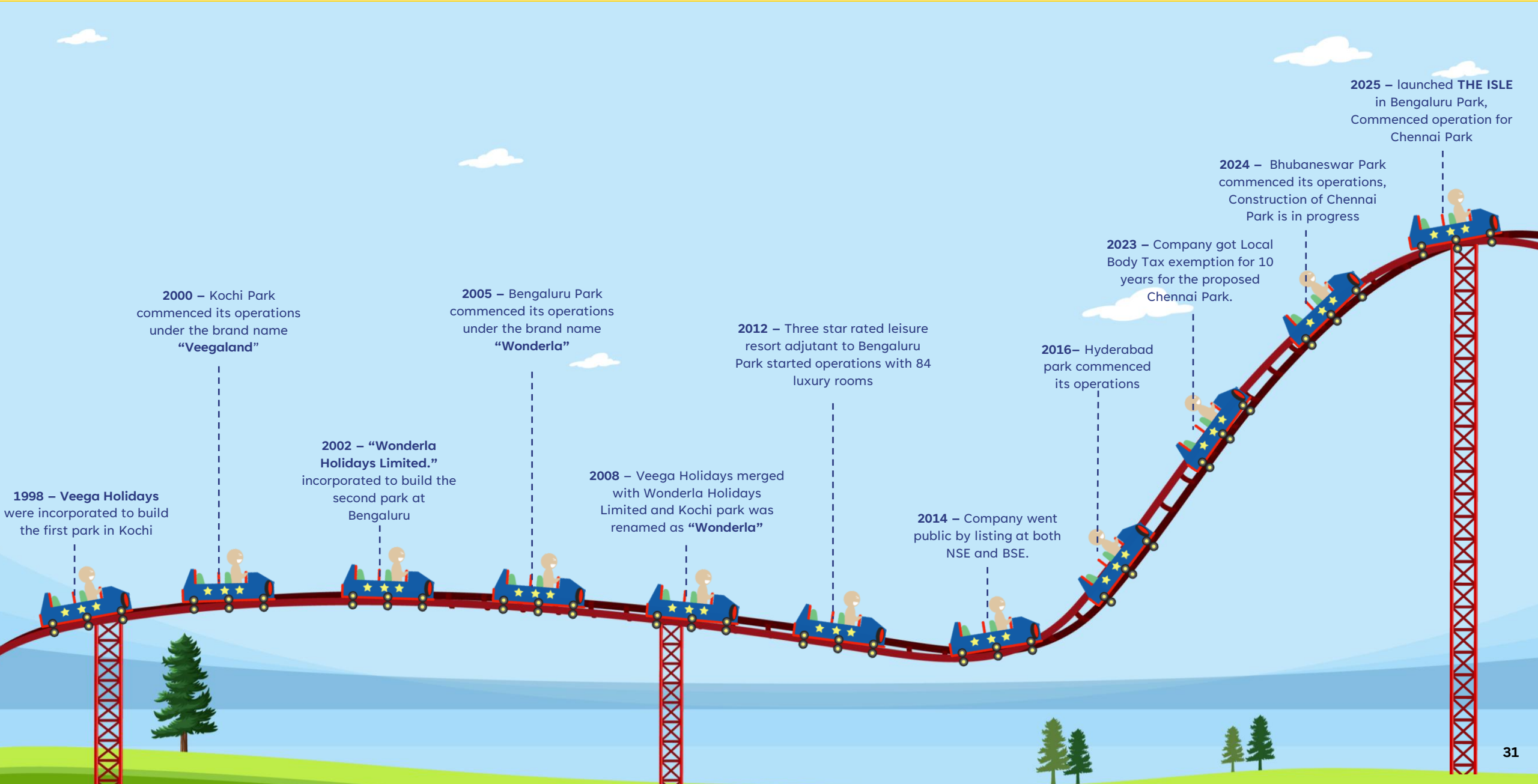

Experience at Helm – Board of Directors & Senior Management Team



Mr. Arun K. Chittilappilly

Executive Chairman & Managing Director



Mr. R. Lakshminarayanan

Non-Executive Vice-Chairman



Ms. Priya Sarah Cheeran Joseph

Non-Executive Director



Mrs. Anjali Nair

Independent Director



Mr. Kasaragod Ullas Kamath

Independent Director



Mr. Madan Padaki

Independent Director



Mr. A Radhakrishna

Independent Director



Mr. Saji K Louiz

Chief Financial Officer



Mr. Dheeran Choudhary

Chief Operating Officer



Mr. Srinivasulu Raju Y

Company Secretary & Compliance Officer

Awards & Certification









Arun wins ET Business Icon Award



Karnataka and Telangana State Tourism Awards for the Best Amusement Park



Tourism Excellence Award Winners



Marketing wins 3 awards at Indian Marketing Awards South 2026 by Exchange4media

Key Strengths



Strategic Location

All the three parks have **good connectivity** to major cities making it attractive tourist destination for pan India

In-house ride designing and manufacturing capabilities

Leverages specific cost efficiencies and enhances **maintenance efficiency** of rides. This capability allows for the **customization and modification** of purchased rides

Superior Brand Recall

Established as strong brand amongst visitors evidenced by better customer ratings & reviews, arises from its ability to provide memorable experiences and consistently **introduce innovative attractions**



Prudent Capital allocation

Disciplined capital allocation over the decades. Focus on generating substantial cash flows & maintaining **debt free balance sheet**

Experienced Management Team

Experienced **Promoters** supported by professional senior management team

Strategy to Build Future Growth

Expansion through adding new Parks

Diversifying its portfolio by actively exploring opportunities to establish parks in other strategic geographies

Leveraging digital and marketing expertise

Boost revenues by offering value-added services on entry tickets. Focus on leveraging digital platforms and enhance social media presence



Makeover of existing parks

Analyze customer preferences to drive innovation in attractions. Additionally, optimize operational capacity by developing undeveloped land within existing parks

Enhance in-house designing capabilities

Introduce new rides and attractions based on research and customer preferences at all parks

Enhance customer experience by integrating Resorts with Parks

Elevating overall experience of the visitors by integrating resorts at all the other parks thereby creating a seamless and enhanced recreational environment

For further information, please contact:

Company:

Wonderla Holidays Ltd.
CIN:L55101KA2002PLC031224

Mr. Saji K Louiz, Chief Financial Officer
investors@wonderla.com

Investor Relation Advisors:

MUFG Intime India Private Limited
A part of MUFG Corporate Markets, a division of MUFG Pension & Market Services

Mr. Omkar Bagwe
+91 9987989229
omkar.bagwe@in.mpms.mufg.com

Ms. Pradnya Singh
+91 9326961021
Pradnya.singh@in.mpms.mufg.com



For Meeting request - Click here

Thank you !