

WONDERLA

PARKS AND RESORTS



This presentation and the accompanying slides (the “Presentation”), which have been prepared by **Wonderla Holidays Ltd.** (the “Company”), have been prepared solely for information purposes and do not constitute any offer, recommendation or invitation to purchase or subscribe for any securities, and shall not form the basis or be relied on in connection with any contract or binding commitment whatsoever. No offering of securities of the Company will be made except by means of a statutory offering document containing detailed information about the Company.

This Presentation has been prepared by the Company based on information and data which the Company considers reliable, but the Company makes no representation or warranty, express or implied, whatsoever, and no reliance shall be placed on, the truth, accuracy, completeness, fairness and reasonableness of the contents of this Presentation. This Presentation may not be all inclusive and may not contain all of the information that you may consider material. Any liability in respect of the contents of, or any omission from, this Presentation is expressly excluded.

Certain matters discussed in this Presentation may contain statements regarding the Company’s market opportunity and business prospects that are individually and collectively forward-looking statements. Such forward-looking statements are not guarantees of future performance and are subject to known and unknown risks, uncertainties and assumptions that are difficult to predict. These risks and uncertainties include, but are not limited to, the performance of the Indian economy and of the economies of various international markets, the performance of the industry in India and world-wide, competition, the company’s ability to successfully implement its strategy, the Company's future levels of growth and expansion, technological implementation, changes and advancements, changes in revenue, income or cashflows, the Company's market preferences and its exposure to market risks, as well as other risks. The Company's actual results, levels of activity, performance or achievements could differ materially and adversely from results expressed in or implied by this Presentation. The Company assumes no obligation to update any forward-looking information contained in this Presentation. Any forward-looking statements and projections made by third parties included in this Presentation are not adopted by the Company and the Company is not responsible for such third-party statements and projections.

All Maps used in the presentation are not to scale. All data, information, and maps are provided "as is" without warranty or any representation of accuracy, timeliness or completeness.





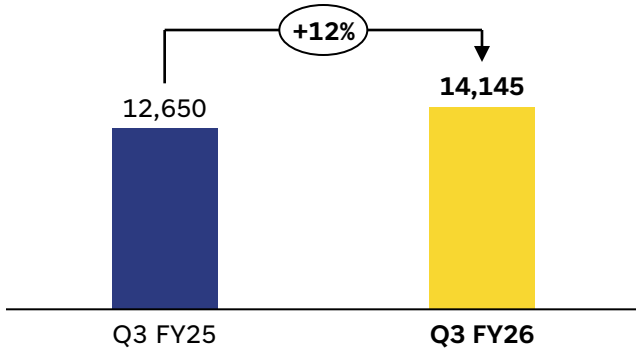
Q3 & 9M FY26 | Result Highlights

- ❖ Revenue from operations stood at **Rs. 13,453 lakhs** for the quarter
- ❖ **Footfalls for the quarter stood at 9.17 lakhs** across the parks
- ❖ Park wise footfall for the Q3 FY26: Bengaluru – **3.08 lakhs**, Kochi – **2.07 lakhs**, Hyderabad – **3.03 lakhs**, Chennai – **0.75 lakhs**, Bhubaneshwar – **0.24 lakhs**
- ❖ EBITDA for the quarter stood at **Rs. 4,714.9 lakhs**, up by **12% YoY**
- ❖ **ARPU in Q3 FY26 stood at Rs. 1,377**, an increase of **8% YoY**. Recorded SPH of **Rs. 455** in Q3 FY26, a **14% growth YoY**
- ❖ Successfully **commenced** operations of Wonderla **Chennai Park** during the quarter, expanding footprint into Tamil Nadu and strengthening presence in South India
- ❖ **Chennai Park December Month Highlights:**
 - Revenue – 1,192 Lakhs
 - Average Ticket Price – Rs.1,126; SPH – Rs. 470
 - ARPU – Rs. 1,596

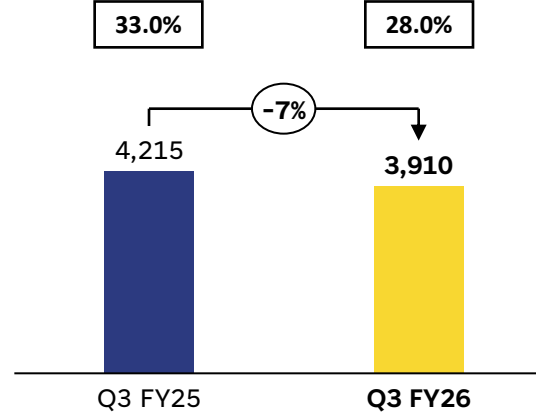


Q3 FY26 Result Highlights

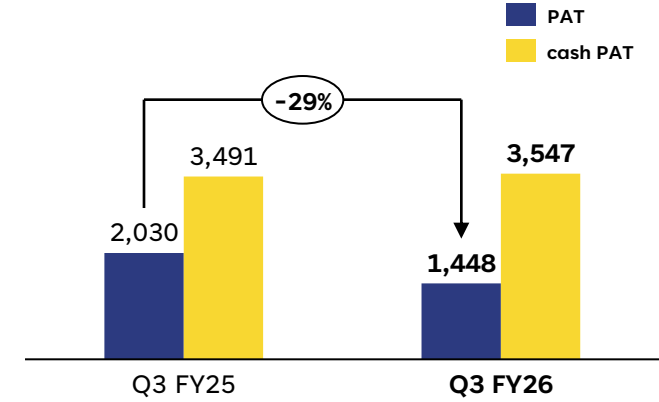
Total Income



EBITDA

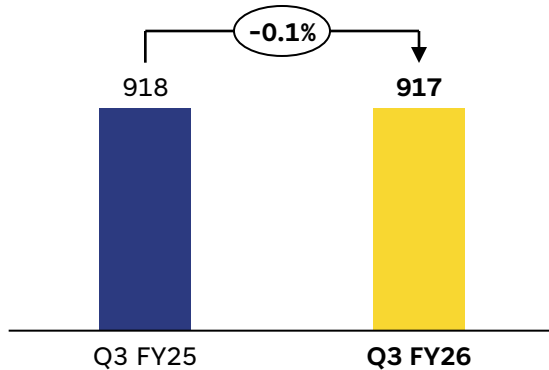


PAT & CASH PAT

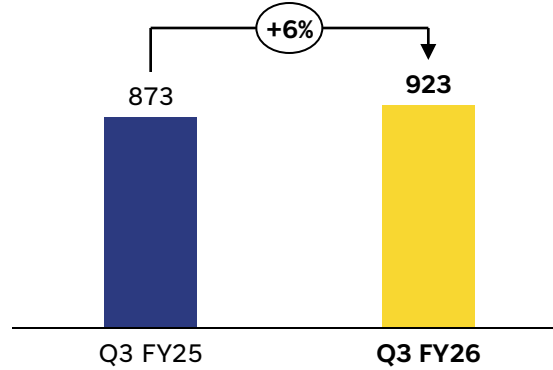


ARPU (in Rs.)

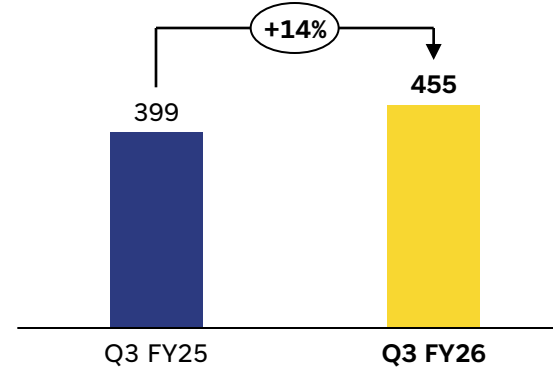
Footfall (in '000)



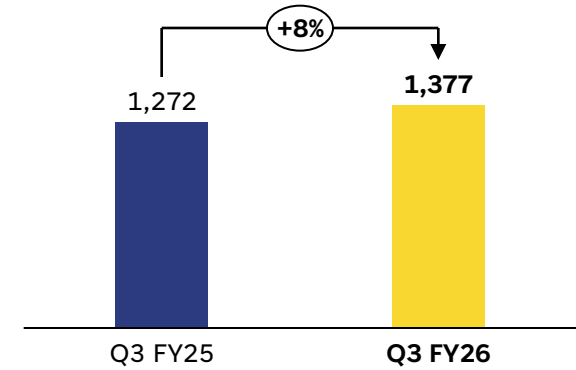
Average Ticket Price



Average Non-Ticket Price

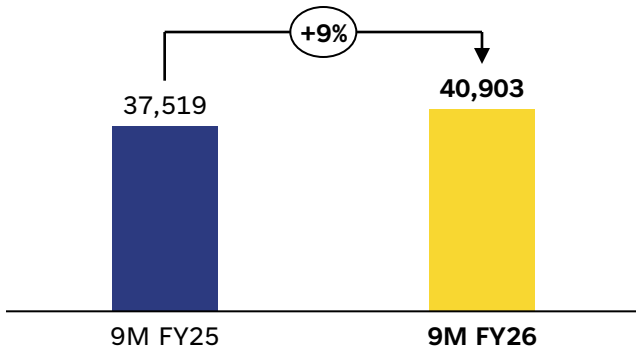


ARPU

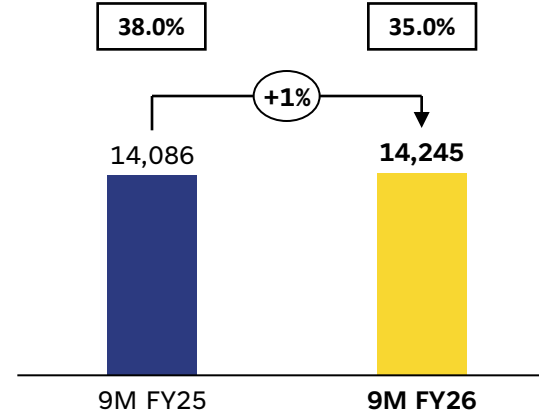


9M FY26 Result Highlights

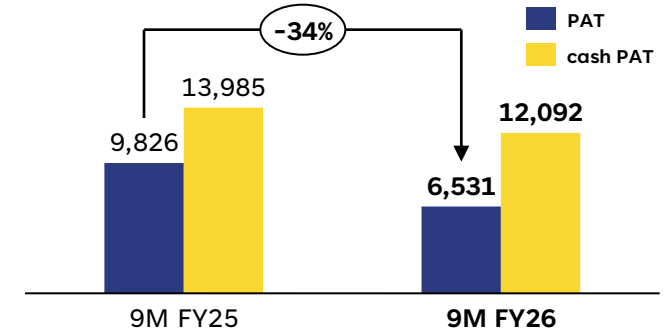
Total Income



EBITDA

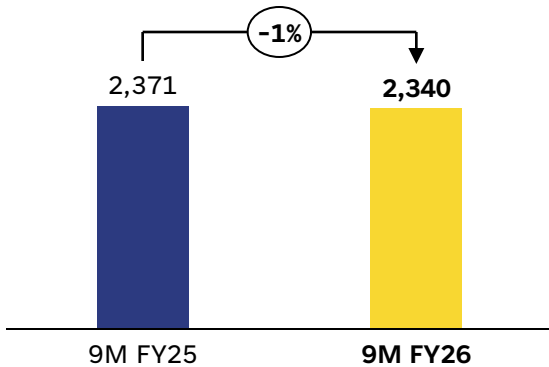


PAT & CASH PAT

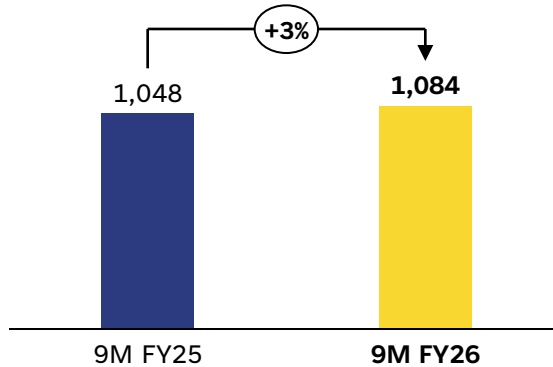


ARPU (in Rs.)

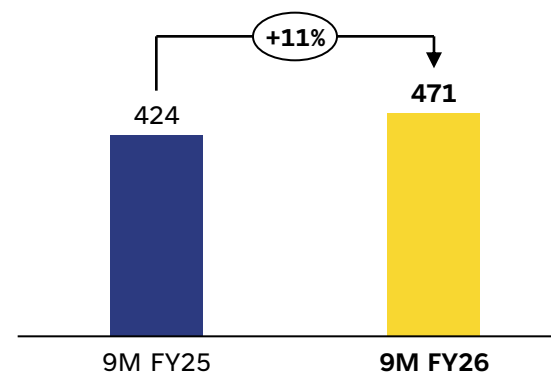
Footfall (in '000)



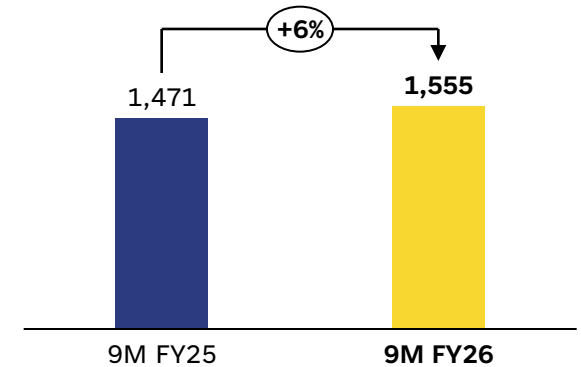
Average Ticket Price



Average Non-Ticket Price

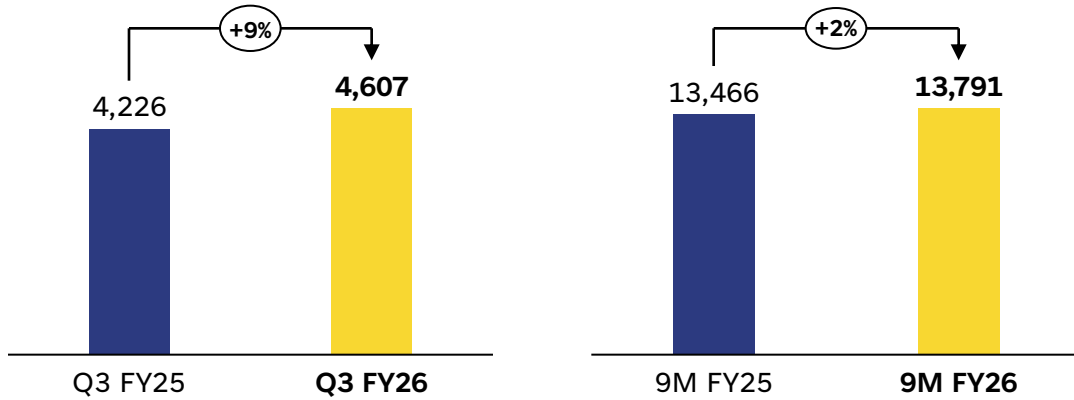


ARPU

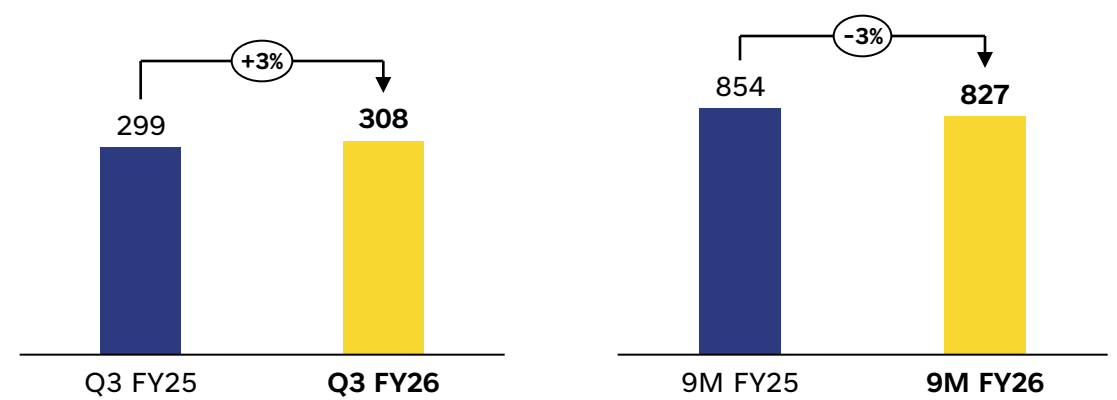


Bengaluru Park – Q3 & 9M FY26 Metrics

Revenue (Rs. Lakhs)

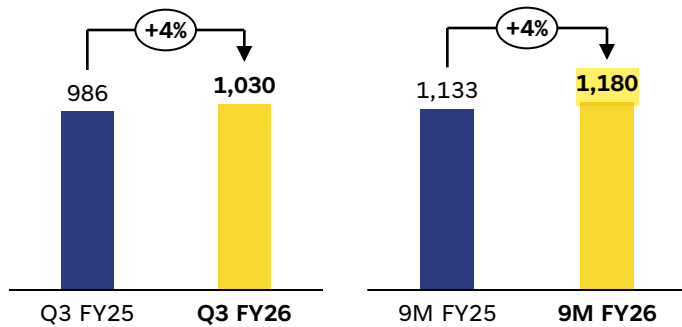


Footfalls (in '000)

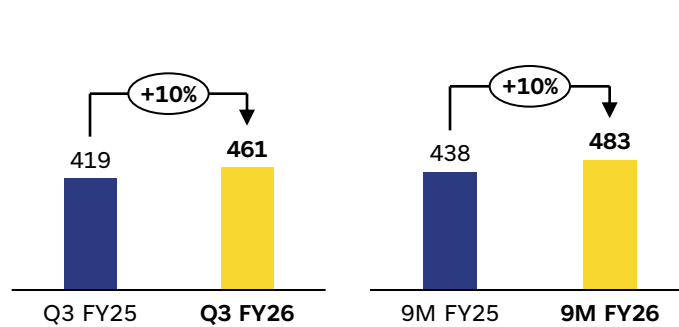


ARPU (in Rs.)

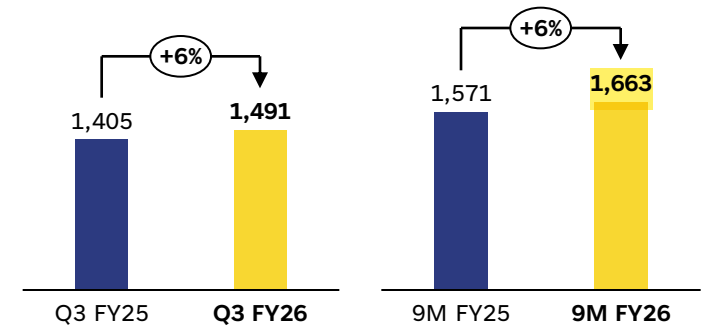
Average Ticket Price



Average Non-Ticket Price

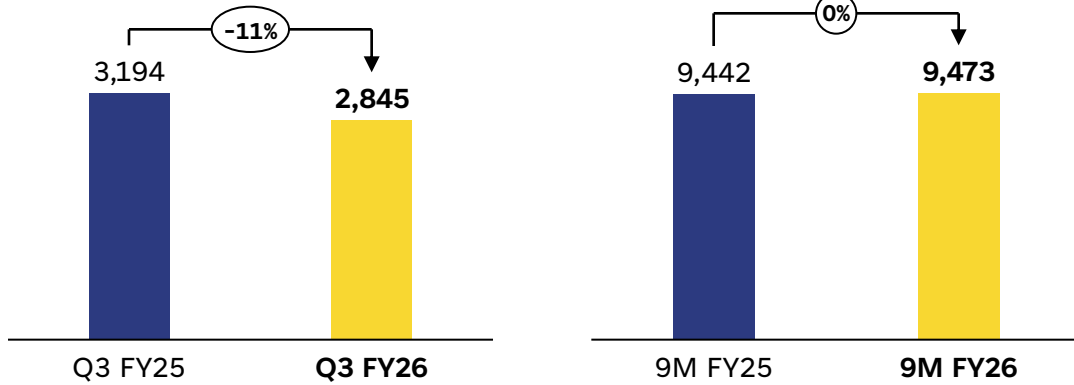


ARPU

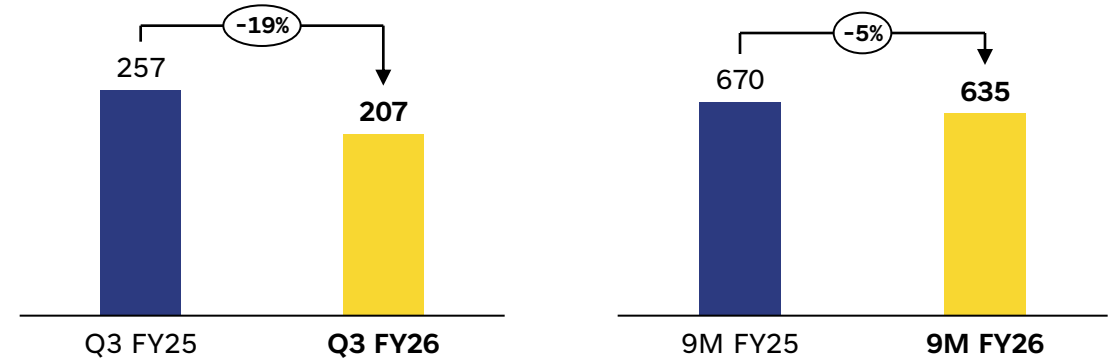


Kochi Park – Q3 & 9M FY26 Metrics

Revenue (Rs. Lakhs)

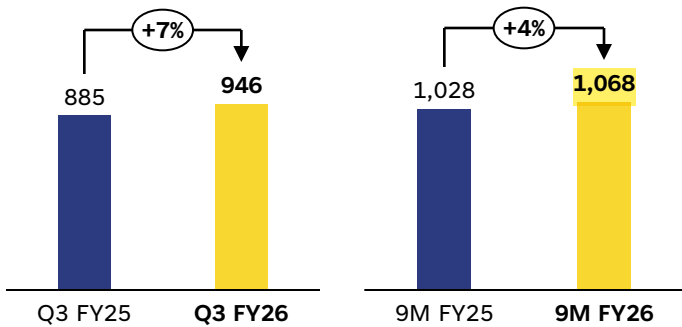


Footfalls (in '000)

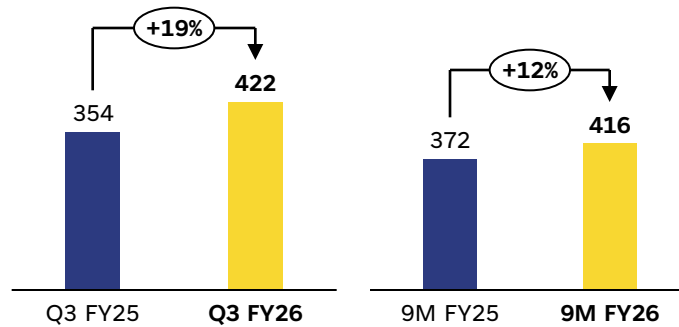


ARPU (in Rs.)

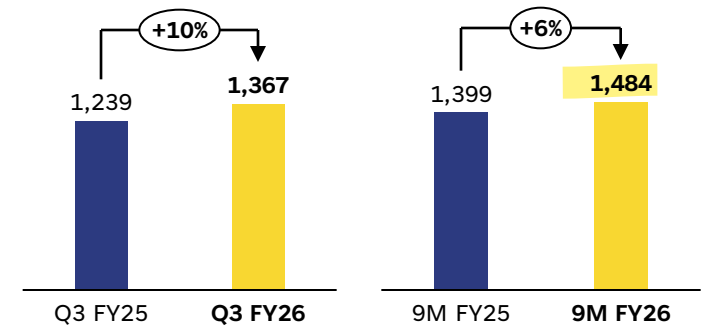
Average Ticket Price



Average Non-Ticket Price

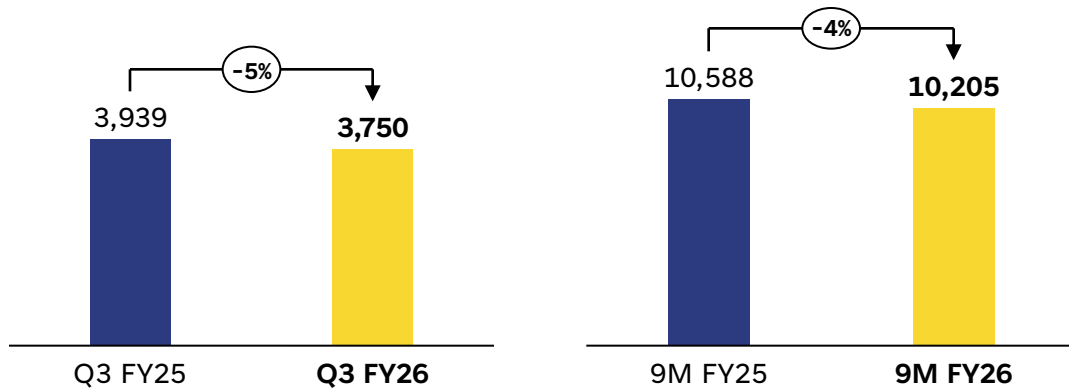


ARPU

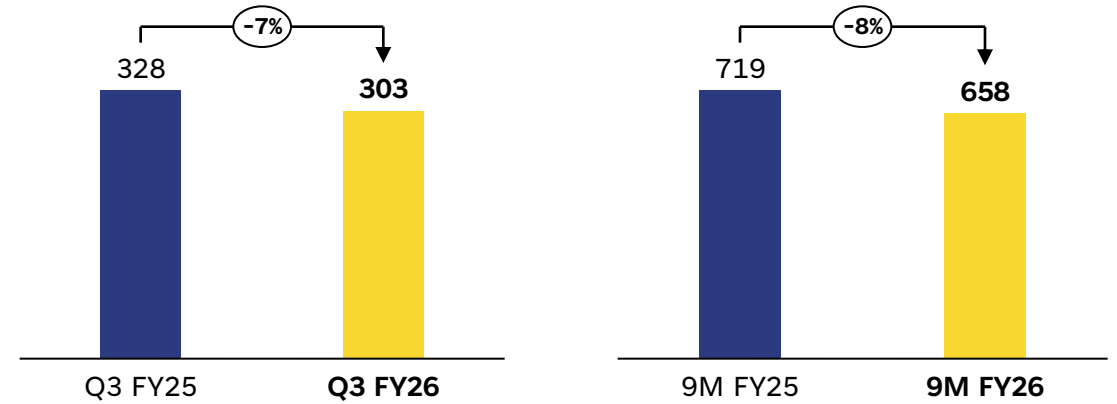


Hyderabad Park – Q3 & 9M FY26 Metrics

Revenue (Rs. Lakhs)

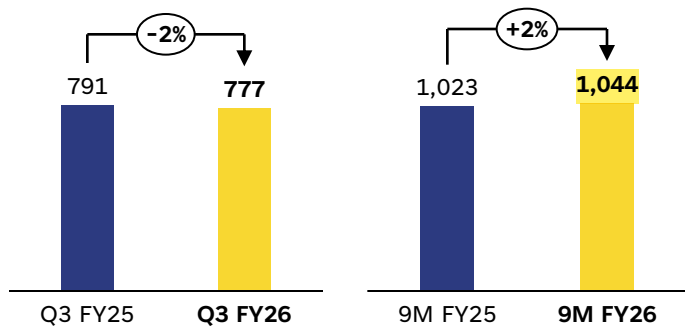


Footfalls (in '000)

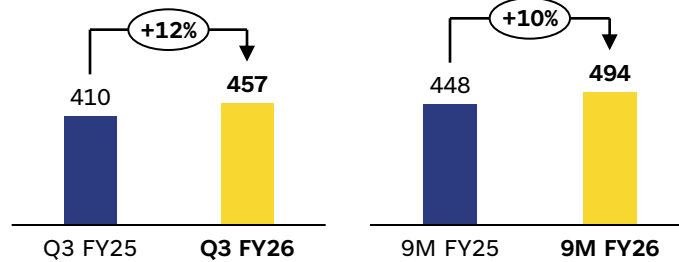


ARPU (in Rs.)

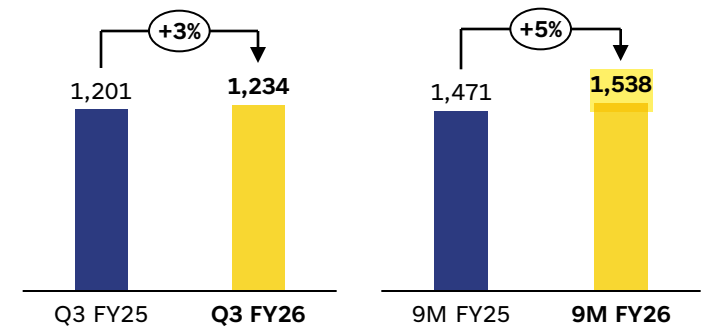
Average Ticket Price



Average Non-Ticket Price

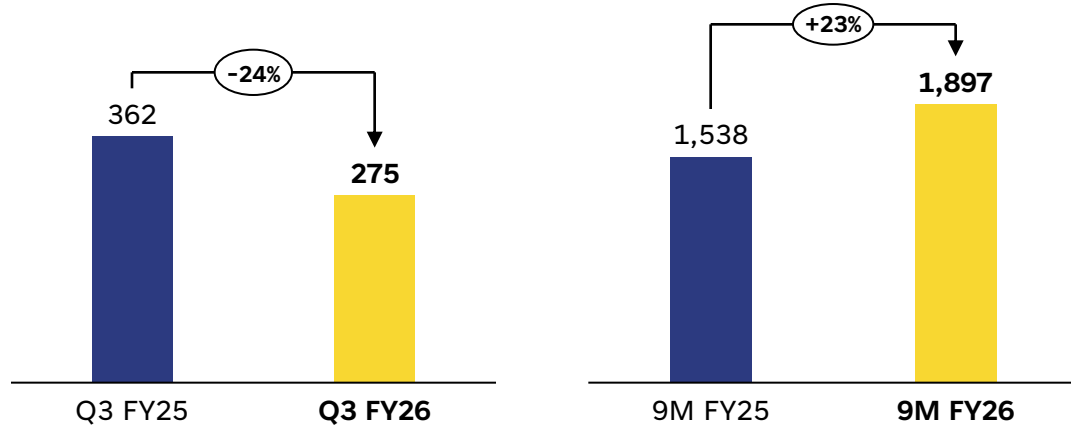


ARPU

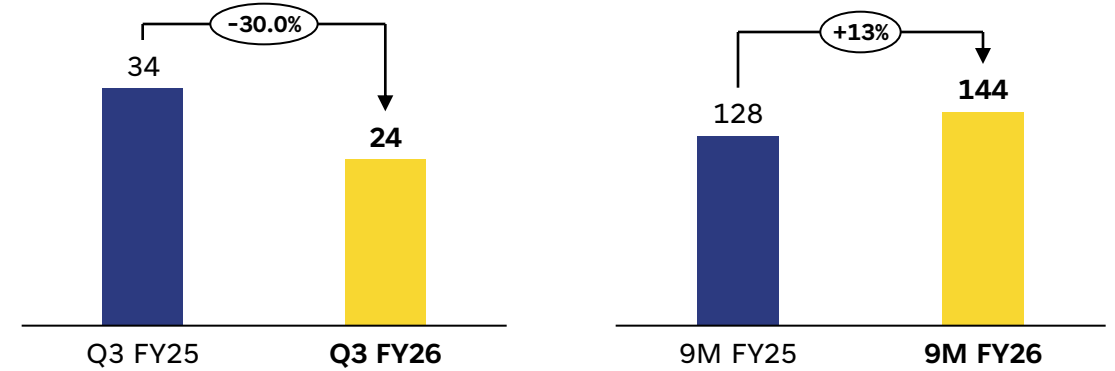


Bhubaneshwar Park – Q3 & 9M FY26 Metrics

Revenue (Rs. Lakhs)

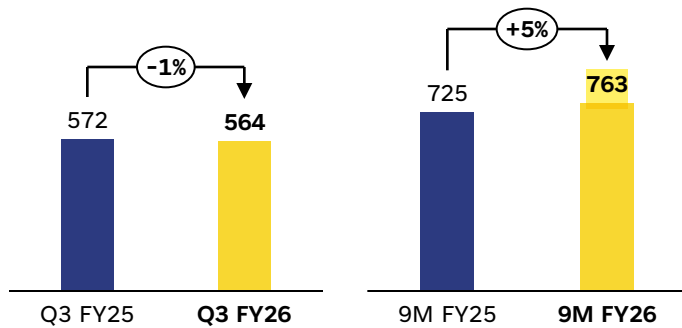


Footfalls (in '000)

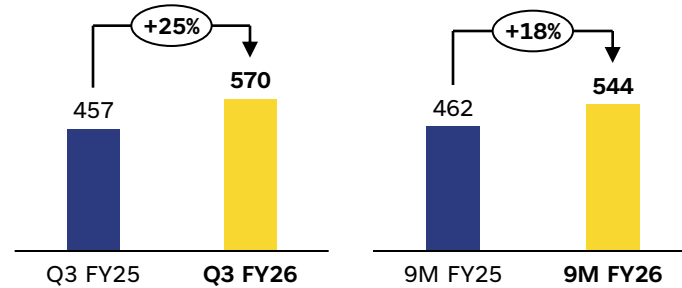


ARPU (in Rs.)

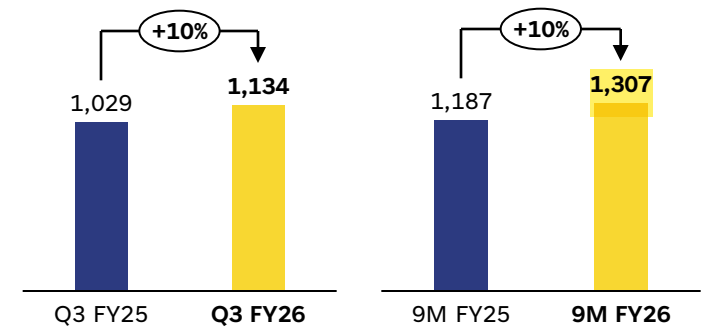
Average Ticket Price



Average Non-Ticket Price

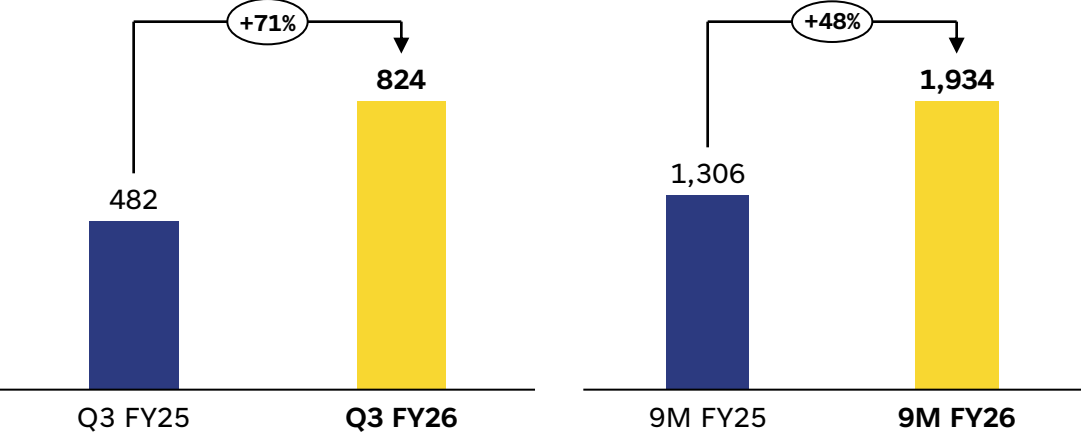


ARPU

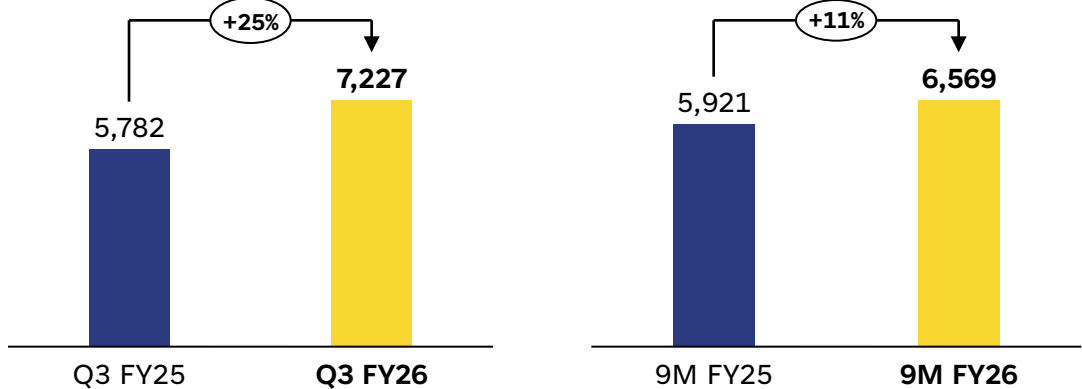


Wonderla Resorts & Isle – Q3 & 9M FY26 Metrics

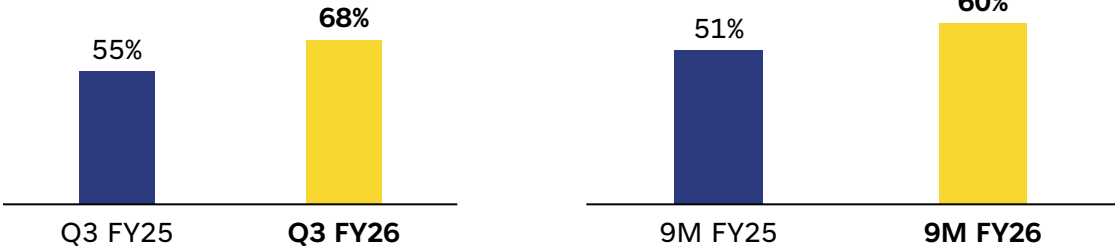
Total Revenue (Rs. Lakh)



Average Room Rental (in Rs.)



Occupancy (%)



Consolidated Profit & Loss Statement

Particulars (In Rs lakhs.)	Q3 FY26	Q3 FY25	YoY%	Q2 FY26	9M FY26	9M FY25	YoY%
Revenue from Operations	13,453.0	12,151.0	10.7%	8,015.3	38,292.7	36,178.9	5.8%
Other Income	692.3	498.8		836.3	2,610.4	1,340.3	
Total Income	14,145.3	12,649.8	11.8%	8,851.6	40,903.1	37,519.2	9.0%
Cost of materials consumed	1,020.9	934.2		629.9	2,666.3	2,289.7	
Purchase of stock-in-trade	734.3	444.0		301.9	1,773.1	1,554.7	
Changes in inventories of stock-in-trade	-160.7	81.4		14.7	-200.1	51.0	
Employee Expenses	2286.4	2,096.5		2,069.3	6,340.9	6,137.7	
Other Expenses	5,549.5	4,878.9		4,254.0	15,273.9	13,400.2	
EBITDA	4714.9	4,214.8	11.8%	1584.7	15,049.7	14,085.9	6.8%
EBITDA Margin (%)	35.0%	34.7%		19.8%	39.3%	38.9%	
Depreciation	2098.9	1,460.9		1,772.9	5,560.9	4,158.2	
Finance Cost	26.3	16.3		11.3	49.0	51.4	
Profit before exceptional items	2,589.7	2,737.6		-199.5	9,439.8	9,876.3	
Exceptional items	805.2	-		-	805.2	-	
PBT	1,748.5	2,737.6		-199.5	8,634.6	9,876.3	
Tax	336.1	707.2		24.8	2,103.4	49.9	
PAT	1,448.4	2,030.4	-28.7%	-174.7	6,531.1	9,826.4	-33.5%
PAT Margin (%)	10.8%	16.7%		-2.2%	17.1%	27.2%	
EPS	2.28	3.44		-0.27	10.30	17.09	




Marketing Initiatives & Events



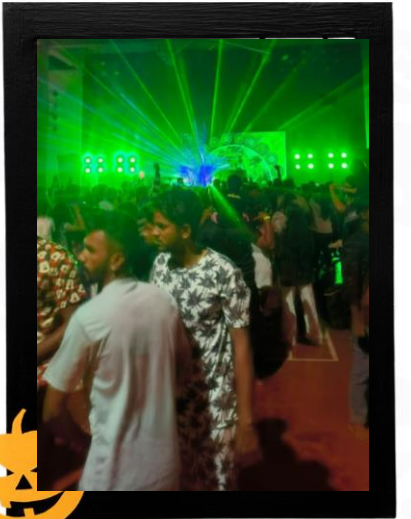

New Addition to Portfolio
Chennai Park





HAPPY CHILDREN'S Day





HAPPY HALLOWEEN







HAPPY
DUSSEHRA



CHRISTMAS CELEBRATIONS



Chikku Activity





Hot Dog
New-product Launch

Shawarma Burger
New-product Launch




Korean Noodles
New Product Launch



Limited Time Promotion
Mediterranean Food Festival
15th Aug to 14th Sep



Limited Time Promotion
French Fries Week



Momo (Tandoori & Chilli)
New-product Launch



Limited Time
Promotion
Independence
Weekend



New-product Launch
Wraps & Rolls



New-experience Launch
@ Isle (Floating Pool
Meal)



Company Overview

Wonderla - India's most loved amusement park



Vision

Adding 'Wonder' to lives and bringing people closer.



Mission

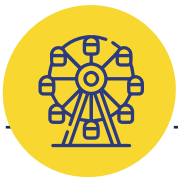
Build and operate resource efficient amusement spaces to deliver a fun, thrilling, and hygienic experience to our guests.

- **One of the Most visited parks in India:**

Wonderla parks have been visited by over **47 million*** visitors since 2000, making us the most visited amusement park in India

- **Two decades of experience (since launch of first park) in running parks in 5 different cities:**

Kochi, Bengaluru, Hyderabad, Bhubaneshwar and Chennai



5

Amusement Parks



230

Fun Rides



23

Restaurants



5

Banquet Halls



7

Food courts




3[#]

Lounge bars

A Complete Family Entertainment Destination...

Wonderla parks provide a rare avenue for families and friends to bond together in a wonderful outdoor environment. The parks deliver a safe, out-of-the-ordinary and highly memorable experience.



... with Signature Rides across Parks



Recoil



Equinox



Wonder Splash

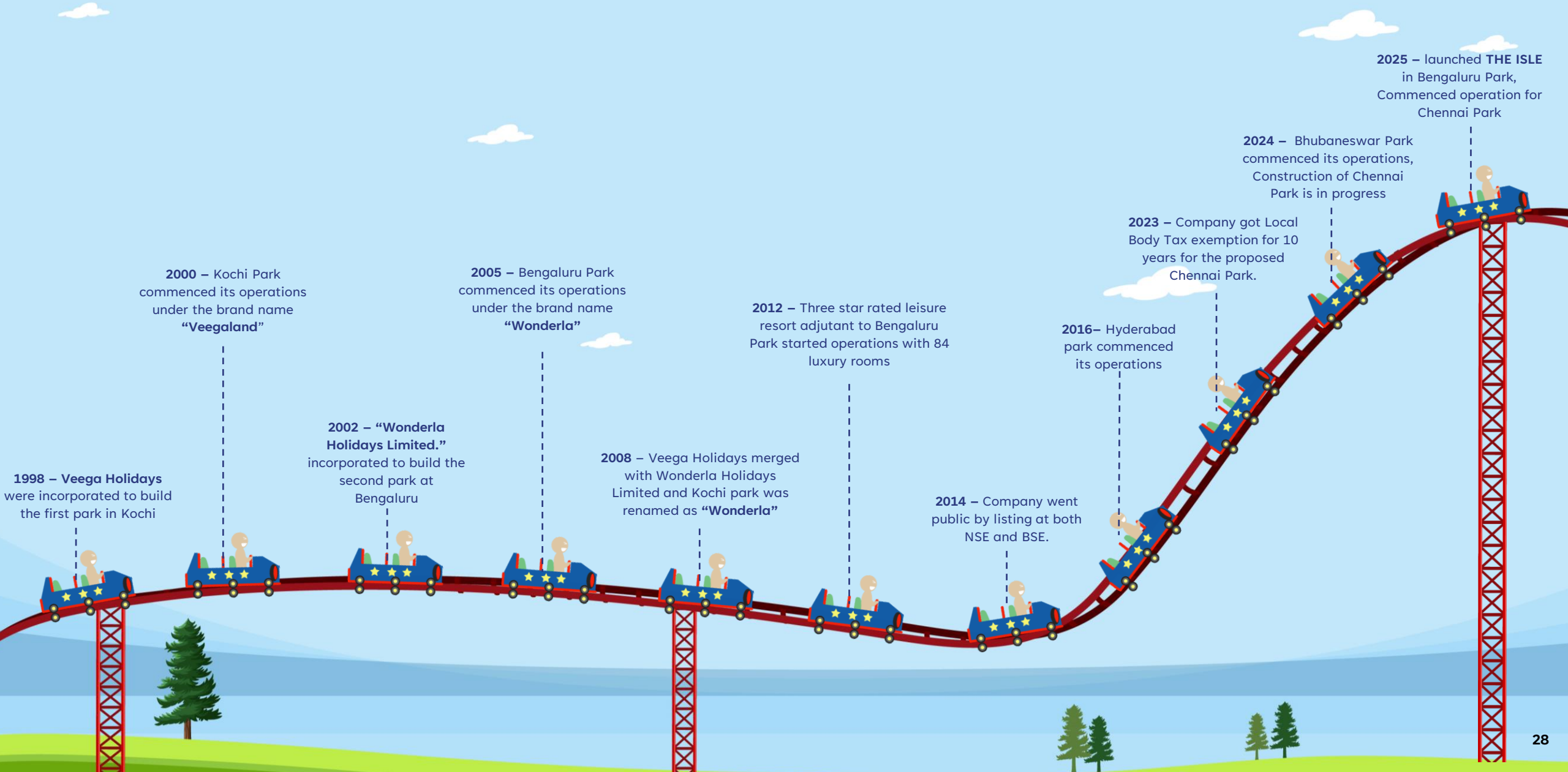


Mission Interstellar

... with Signature Rides across Parks



Key Milestones



2025 – launched **THE ISLE** in Bengaluru Park, Commenced operation for Chennai Park

2024 – Bhubaneswar Park commenced its operations, Construction of Chennai Park is in progress

2023 – Company got Local Body Tax exemption for 10 years for the proposed Chennai Park.

2016– Hyderabad park commenced its operations

2012 – Three star rated leisure resort adjutant to Bengaluru Park started operations with 84 luxury rooms

2014 – Company went public by listing at both NSE and BSE.

2008 – Veega Holidays merged with Wonderla Holidays Limited and Kochi park was renamed as “Wonderla”

2005 – Bengaluru Park commenced its operations under the brand name “Wonderla”

2002 – “Wonderla Holidays Limited.” incorporated to build the second park at Bengaluru

2000 – Kochi Park commenced its operations under the brand name “Veegaland”

1998 – Veega Holidays were incorporated to build the first park in Kochi

Experience at Helm – Board of Directors & Senior Management Team



Mr. Arun K. Chittilappilly

Executive Chairman &
Managing Director



Mr. R. Lakshminarayanan

Non-Executive Vice-Chairman



Ms. Priya Sarah Cheeran Joseph

Non-Executive Director



Mrs. Anjali Nair

Independent Director



Mr. Kasaragod Ullas Kamath

Independent Director



Mr. Madan Padaki

Independent Director



Mr. A Radhakrishna

Independent Director



Mr. Saji K Louiz

Chief Financial Officer



Mr. Dheeran Choudhary

Chief Operating Officer



Mr. Srinivasulu Raju Y

Company Secretary & Compliance Officer

fssai FOOD SAFETY AND STANDARDS AUTHORITY OF INDIA
Inspiring Trust, Assuring Safe & Nutritious Food
Ministry of Health and Family Welfare, Government of India

HYGIENE RATING

VERIFIED

WONDERLA HOLIDAYS LIMITED, KHORDHA

LICENSE NO. 12024019000073

HYGIENE RATING

Excellent

Name of HRAA: YQ Business Assurance Pvt. Ltd.
Name of Auditor: Dipesh Nagori
Date of Audit: 04-03-2025 Date of Certificate Generation: 06-03-2025
Valid Upto: 06-03-2027

FOR MORE INFORMATION, SCAN THE QR CODE

The food hygiene rating shown above reflects the hygiene of food found on the date of inspection by authorized persons. Rating are given on the hygiene rating scale of 1 (Urgent Improvement) to 5 (Excellent). The hygiene rating score of the premise can be verified on the website: hygiene.fssai.gov.in

www.hygiene.fssai.gov.in
TollFree No. - 1800 112 100

Certificate No: EBI/ERC/20250306/9706

एफएसएसआइ **fssai** **फूड साफ्टी अण्ड स्टण्डार्ड्स ऑथॉरिटी ऑफ इण्डिया**
भारत का सुरक्षित आरोग्य मंत्रालय
भारत सरकार

राज्य एवं परिवार कल्याण मंत्रालय
MINISTRY OF HEALTH AND FAMILY WELFARE

WONDERLA HOLIDAYS LIMITED
KHORDHA (EXCEPT MUNICIPAL CORPORATION), Orissa
is certified as

Eat Right CAMPUS

as per guideline established by
Food Safety and Standards Authority of India
for the period of 6 March, 2025 - 5 March, 2027

★★★★★
EXEMPLARY

Shri U. S. Dhyani
Shri U. S. Dhyani
Executive Director, FSSAI

Implementation Partner
Commissioner of Food Safety
Orissa

Auditing Partner
QACS International Pvt. Ltd.

Training Partner
Yari Qualitech

KERALA STATE POLLUTION CONTROL BOARD AWARDS 2025

Presented to
Wonderla
Holidays Ltd,
Kumarapuram P.O.,
Pallikkara, Kochi

for securing
Second Prize

Category: Other Establishments

SECOND PRIZE



Strategic Location

All the three parks have **good connectivity** to major cities making it attractive tourist destination for pan India

In-house ride designing and manufacturing capabilities

Leverages specific cost efficiencies and enhances **maintenance efficiency** of rides. This capability allows for the **customization and modification** of purchased rides

Superior Brand Recall

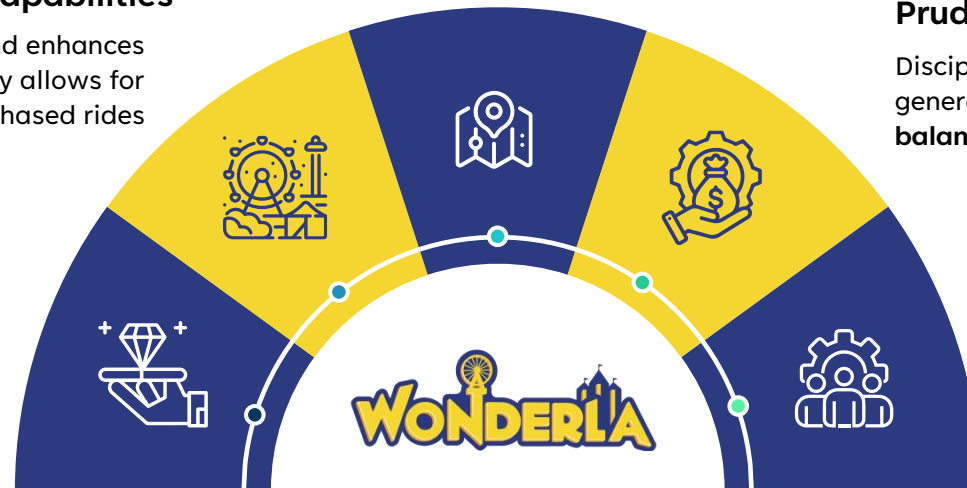
Established as strong brand amongst visitors evidenced by better customer ratings & reviews, arises from its ability to provide memorable experiences and consistently **introduce innovative attractions**

Prudent Capital allocation

Disciplined capital allocation over the decades. Focus on generating substantial cash flows & maintaining **debt free balance sheet**

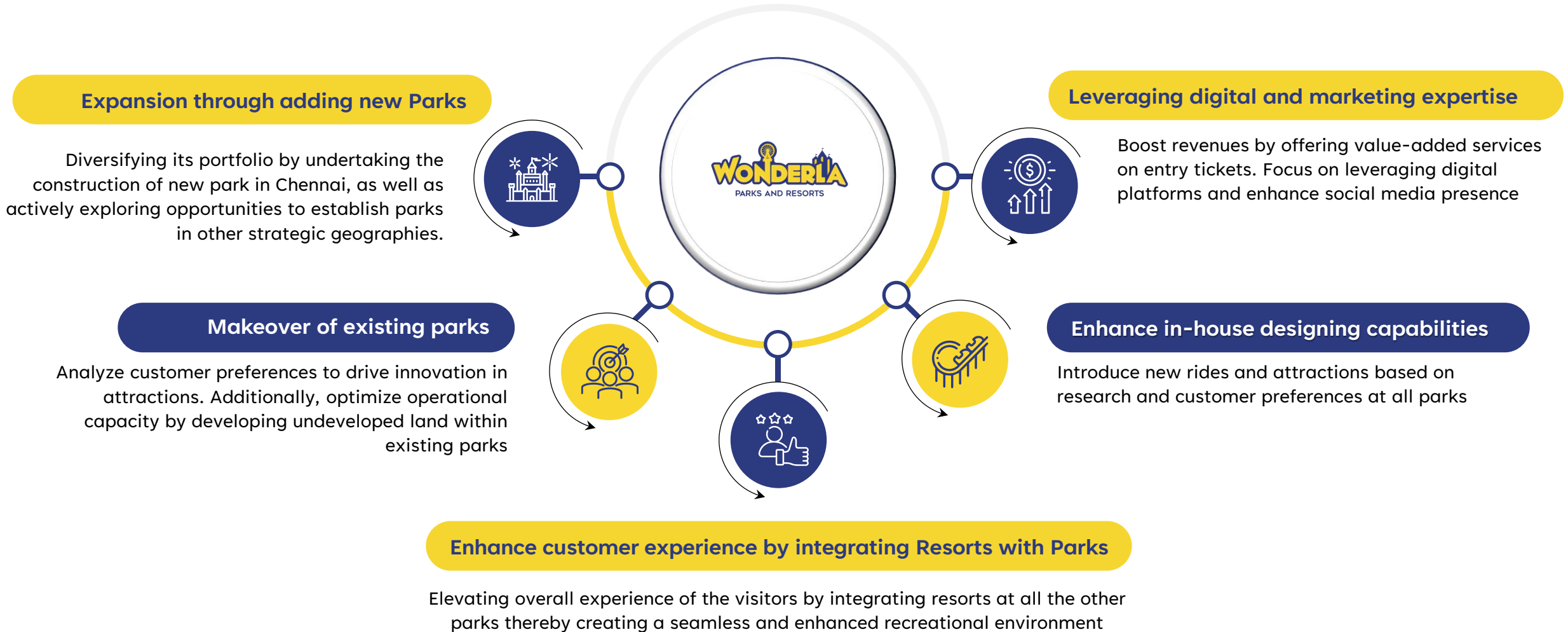
Experienced Management Team

Experienced **Promoters** supported by professional senior management team





**WHAT'S
NEXT**



Chennai Park

Operations commenced on 2nd Dec



The ISLE at Bengaluru Park

operations commenced in Q1 FY26



For further information, please contact:

Company:



Wonderla Holidays Ltd.

CIN:L55101KA2002PLC031224

Mr. Saji K Louiz, Chief Financial Officer

investors@wonderla.com

Investor Relation Advisors:



MUFG Intime India Private Limited

A part of MUFG Corporate Markets, a division of MUFG Pension & Market Services

Mr. Omkar Bagwe

+91 9987989229

omkar.bagwe@in.mpms.mufg.com

Mr. Sumeet Khaitan

+91 7021320701

sumeet.khaitan@in.mpms.mufg.com



For Meeting request - [Click here](#)

Thank you !