



January 22, 2026

IGAL/SECT/1-26/10

To  
National Stock Exchange of India Limited  
Exchange Plaza, C-1, Block G  
Bandra Kurla Complex, Bandra - (E),  
Mumbai - 400 051  
Symbol: INDIGO

To  
BSE Limited  
Phiroze Jeejeebhoy Tower  
Dalal Street  
Mumbai - 400 001  
Scrip Code: 539448

**Subject: Compliances under Regulation 30 and 33 of SEBI (Listing Obligations and Disclosure Requirements) Regulations, 2015**

Dear Sir/ Madam,

The Board of Directors of the Company, in its meeting held on Thursday, January 22, 2026, *inter alia*, considered and approved the following:

1. Unaudited standalone and consolidated financial results ("Financial Results") for the quarter and nine months ended December 31, 2025.

In this regard, please find enclosed:

- i. Unaudited Financial Results along with the Limited Review Reports thereon issued by the Statutory Auditors, M/s S.R. Batliboi & Co. LLP, Chartered Accountants.
  - ii. Copies of investor presentation and press release.
2. Re-appointment of M/s Deloitte Touche Tohmatsu India LLP, as the Internal Auditors of the Company for a term of three consecutive financial years commencing from FY27 till FY29.

The details as required in this regard are enclosed.

The Board meeting commenced at 1330 hours (IST) and concluded at 1545 hours (IST).

This disclosure is also being made available on the Company's website at [www.goindigo.in](http://www.goindigo.in).

This is for your information and record.

Thanking you,  
For **InterGlobe Aviation Limited**

**NEERJA** Digitally signed by  
NEERJA SHARMA  
Date: 2026.01.22  
**SHARMA** 15:57:03 +05'30'

**Neerja Sharma**  
**Company Secretary & Chief Compliance Officer**

Encl: a/a

InterGlobe Aviation Limited

Registered Office: Upper Ground Floor, Thapar House, Gate No. 2, Western Wing, 124 Janpath, New Delhi – 110 001, India. M +91 9650098905,  
F + 91 11 43513200 Email: corporate@goindigo.in

Corporate Office: Emaar Capital Tower-II, Sector-26, Sikanderpur Ghosi, MG Road, Gurugram-122002, Haryana, India. T +91 124 435 2500.

CIN no.: L62100DL2004PLC129768

goindigo.in



**Annexure**

Disclosures under Regulation 30 of SEBI (Listing Obligations and Disclosure Requirements) Regulation, 2015 read with SEBI Circular no. SEBI/HO/CFD/PoD2/CIR/P/0155 dated November 11, 2024:

<b>S. No.</b>	<b>Particulars</b>	<b>Details</b>
1.	Reason for change viz. <del>appointment, re-appointment, resignation, removal, death or otherwise</del>	Re-appointment of M/s Deloitte Touche Tohmatsu India LLP, as the Internal Auditors of the Company
2.	Date of <del>appointment/re-appointment/cessation</del> (as applicable) & term of <del>appointment/re-appointment</del>	January 22, 2026  Re-appointed for three consecutive financial years commencing from FY27 till FY29
3.	Brief profile (in case of appointment)	<p>Deloitte Touche Tohmatsu India LLP (LLP Identification No. AAE-8458) (“the firm”) is a limited liability partnership incorporated in India and is a member firm of Deloitte Touche Tohmatsu Limited (DTTL), a global network of member firms.</p> <p>The firm has over a decade of experience in delivering internal audit services under Audit &amp; Assurance practice. The firm has undertaken internal audit engagements across various sectors including manufacturing, metals and mining, energy, FMCG, consumer, infrastructure, financial services and the public sector, applying a robust, risk-based and technology-enabled audit methodology.</p> <p>Deloitte also has experience in the aviation sector, providing internal audit services to airlines globally and has partners with extensive experience in the airline sector, particularly in providing internal audit services.</p>
4.	Disclosure of relationships between directors (in case of appointment of a director).	Not Applicable

InterGlobe Aviation Limited

Registered Office: Upper Ground Floor, Thapar House, Gate No. 2, Western Wing, 124 Janpath, New Delhi – 110 001, India. M +91 9650098905, F + 91 11 43513200 Email: corporate@goindigo.in

Corporate Office: Emaar Capital Tower-II, Sector-26, Sikanderpur Ghosi, MG Road, Gurugram-122002, Haryana, India. T +91 124 435 2500.

CIN no.: L62100DL2004PLC129768

goindigo.in



# InterGlobe Aviation Ltd

## Earnings Presentation Q3 FY26

January 22, 2026

# Safe Harbor



This document may contain some statements on the Company's business or financials which may be construed as forward looking. The actual results may be materially different from these forward-looking statements.

This document forms part of the quarterly earnings release and should be viewed together with the Earnings Press Release.

Note: This presentation has been prepared based on consolidated financial statements

# IndiGo – Network presence

	Q3'26 (change vs Q3'25)	
ASKs	45.4 bn	+11.2%
RPKs	38.4 bn	+8.2%
Closing Aircraft	440^	+3
Domestic Destinations	96	+7
International Destinations**	44	+9

- New destinations added during the quarter
- Existing domestic stations
- Metros
- International destinations

^Includes 3 A321 freighters and 16 Damp leases (2 B777s, 5 B787, 5 B737, 3 A321 & 1 A320)

\*\*During Q3'26, provided services to 83 additional international destinations through strategic partnerships

Note: The image is for reference purpose only

# Fleet Breakup



31<sup>st</sup> Dec 2025

# 440

- 28 Owned
- 58 Finance Lease
- 338 Operating Lease
- 16 Damp lease

Owned / Leased

- 180 A320neo
- 26 A320ceo
- 168 A321neo
- 1 A321neo XLR
- 46 ATR
- 3 A321 freighter

Damp Leases

- 2 B777
- 5 B787
- 5 B737
- 1 A320ceo
- 3 A321neo

30<sup>th</sup> Sep 2025

# 417

- 14 Owned
- 62 Finance Lease
- 333 Operating Lease
- 8 Damp lease

Owned / Leased

- 180 A320neo
- 26 A320ceo
- 153 A321neo
- 47 ATR
- 3 A321 freighter

Damp Leases

- 2 B777
- 4 A320ceo
- 2 B787

31<sup>st</sup> Dec 2024

# 437

- 6 Owned
- 47 Finance Lease
- 351 Operating Lease
- 33 Damp lease

Owned / Leased

- 199 A320neo
- 26 A320ceo
- 128 A321neo
- 48 ATR
- 3 A321 freighter

Damp Leases

- 2 B777
- 19 A320ceo
- 12 B737



# QUARTERLY HIGHLIGHTS : Q3 FY26 vs Q3 FY25

# Financial Summary

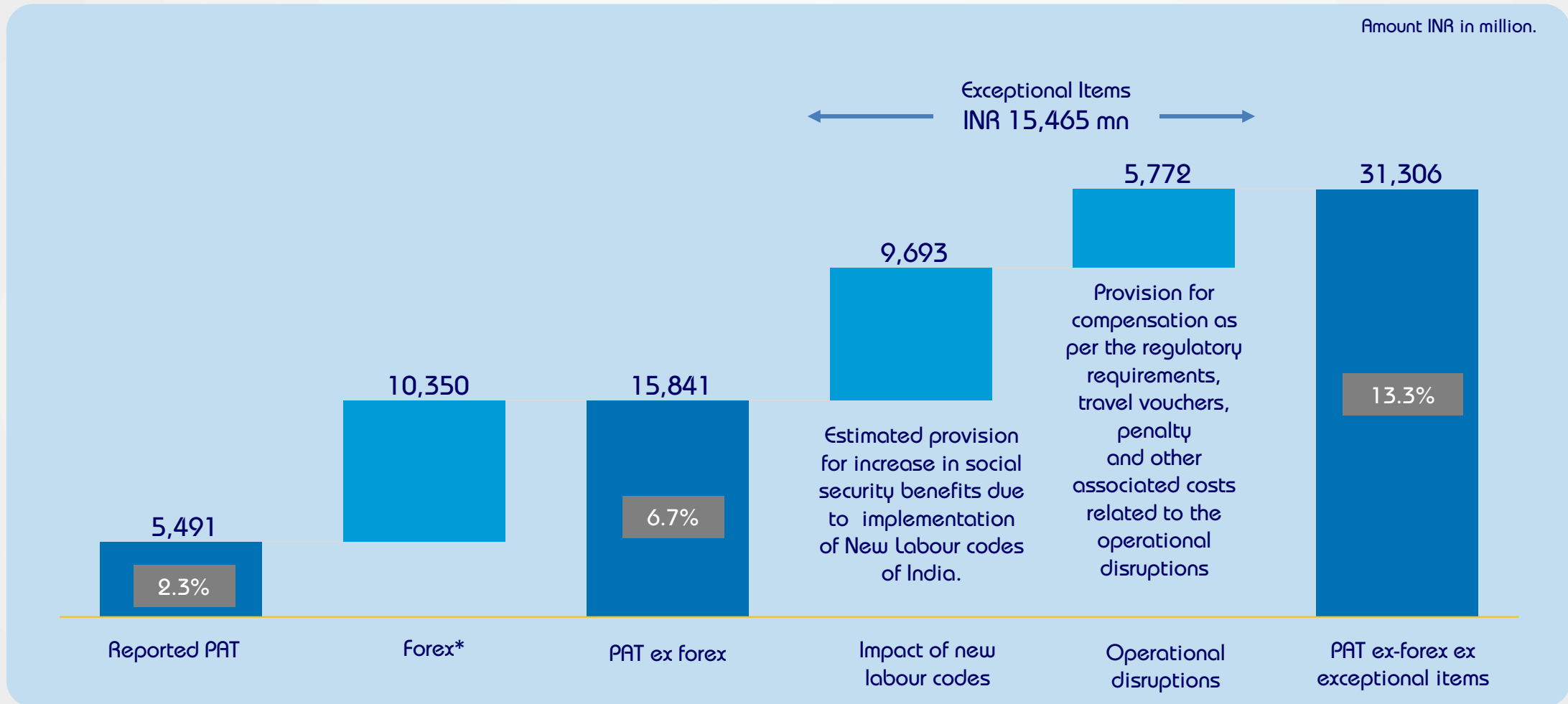


Particulars (in INR million)	Quarter Ended		Favorable/ (Adverse)
	Dec'25	Dec'24	
ASK (billion)	45.4	40.8	11.2%
Total income	245,406	229,928	6.7%
RASK* (INR)	5.20	5.44	(4.5%)
Total expenses	224,319	204,657	(9.6%)
CASK* (INR)	4.73	4.83	1.9%
CASK ex fuel* (INR)	3.20	3.25	1.5%
EBITDAR	60,084	60,587	(0.8%)
EBITDAR Margin (%)	25.6%	27.4%	(1.8 pts)
EBITDAR (ex-forex) <sup>#</sup>	70,434	74,560	(5.5%)
EBITDAR Margin (ex-forex) <sup>#</sup>	30.0%	33.7%	(3.7 pts)
PBT	5,622	25,271	(77.8%)
PBT Margin (%)	2.4%	11.4%	(9.0 pts)
PAT	5,491	24,488	(77.6%)
PAT Margin (%)	2.3%	11.1%	(8.7 pts)
PAT (ex-forex) <sup>#</sup>	15,841	38,461	(58.8%)
PAT Margin (ex-forex) <sup>#</sup>	6.7%	17.4%	(10.6 pts)

\* Net of finance income of INR 9,370 million and INR 7,605 million for quarter ended Dec'25 and Dec'24 respectively

# Net of gain on forex hedging of INR 784 million and INR 591 million for quarter ended Dec'25 and Dec'24 respectively

# Adjusted Profitability – Q3 FY26



\* Net of gain on forex hedging of INR 784 million

# Revenue breakup



Particulars (in INR million)	Quarter Ended		Favorable/ (Adverse)
	Dec'25	Dec'24	
Revenue from operations	234,719	221,107	6.2%
Other income	10,687	8,821	21.2%
<b>Total income</b>	<b>245,406</b>	<b>229,928</b>	<b>6.7%</b>
ASK (billion)	45.4	40.8	11.2%
RPK (billion)	38.4	35.5	8.2%
<b>Load factor (%)</b>	<b>84.6%</b>	<b>86.9%</b>	<b>(2.4 pts)</b>
Yield (INR)	5.33	5.43	(1.8%)
RASK* (INR)	5.20	5.44	(4.5%)

\* Net of finance income of INR 9,370 million and INR 7,605 million for quarter ended Dec'25 and Dec'24 respectively

Note: The above operational metrics includes non-scheduled operations.

# Non-IndAS measures- RASK



Particulars (in INR million)	Quarter Ended	
	Dec'25	Dec'24
Total revenue	245,406	229,928
Less: finance income	9,370	7,605
Total revenue less finance income (A)	236,036	222,323
ASK (millions) (B)	45,413	40,834
RASK (INR) (C=A/B)	5.20	5.44

# Cost breakup



Particulars (in INR million)	Quarter Ended		Favorable/ (Adverse)
	Dec'25	Dec'24	
Aircraft fuel expenses	69,445	64,226	(8.1%)
Aircraft and engine rentals	5,093	7,585	32.9%
Supplementary rentals and aircraft repair and maintenance (net)	33,853	28,580	(18.4%)
Airport fees and charges	17,180	15,187	(13.1%)
Purchase of stock in trade	1,358	1,106	(22.8%)
Changes in inventories of stock in trade	3	(16)	(118.8%)
Employee costs	21,027	19,187	(9.6%)
Finance costs	15,452	13,081	(18.1%)
Depreciation and amortization expenses	27,822	22,255	(25.0%)
Foreign exchange (gain)/ loss (net)	11,134	14,564	23.6%
Other expenses	21,952	18,902	(16.1%)
<b>Total expenses</b>	<b>224,319</b>	<b>204,657</b>	<b>(9.6%)</b>
CASK* (INR)	4.73	4.83	1.9%
CASK ex fuel* (INR)	3.20	3.25	1.5%
CASK ex fuel ex forex* (INR)	2.96	2.90	(2.2%)
Average Exchange Rate (US\$/INR)	89.00	84.12	(5.8%)
Closing Exchange Rate (US\$/INR)	89.88	85.62	(5.0%)

\* Net of finance income of INR 9,370 million and INR 7,605 million for quarter ended Dec'25 and Dec'24 respectively

# Non-IndAS measures- CASK



Particulars (in INR million)	Quarter Ended	
	Dec'25	Dec'24
Total expenses	224,319	204,657
Less: finance income	9,370	7,605
Total expense less finance income (A)	214,949	197,052
ASK (millions) (B)	45,413	40,834
CASK (INR) (C=A/B)	4.73	4.83
Fuel cost/ ASK (INR) (D)	1.53	1.57
CASK ex fuel (INR) (E=C-D)	3.20	3.25
Forex (gain)/loss / ASK (INR) (F)	0.25	0.36
CASK ex fuel ex forex (INR) (G=E-F)	2.96	2.90

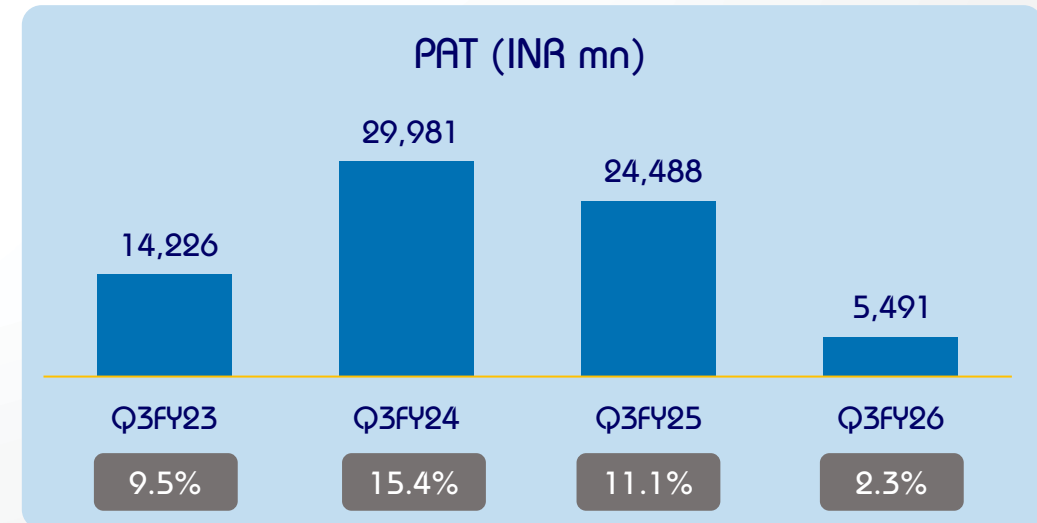
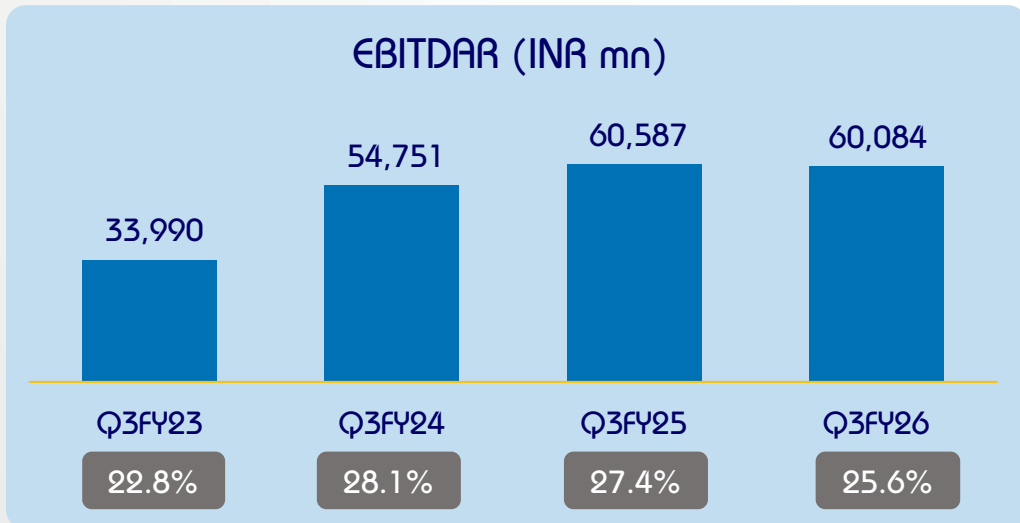
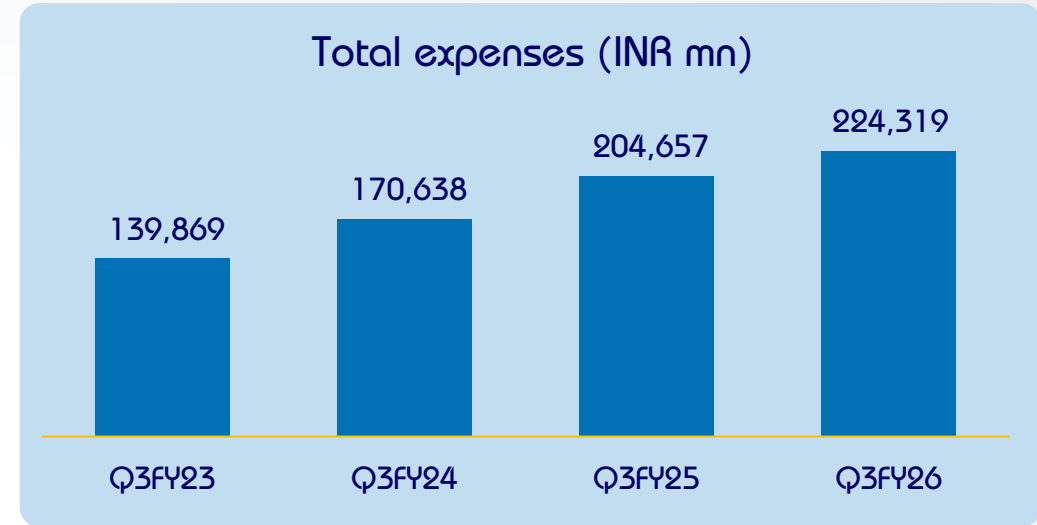
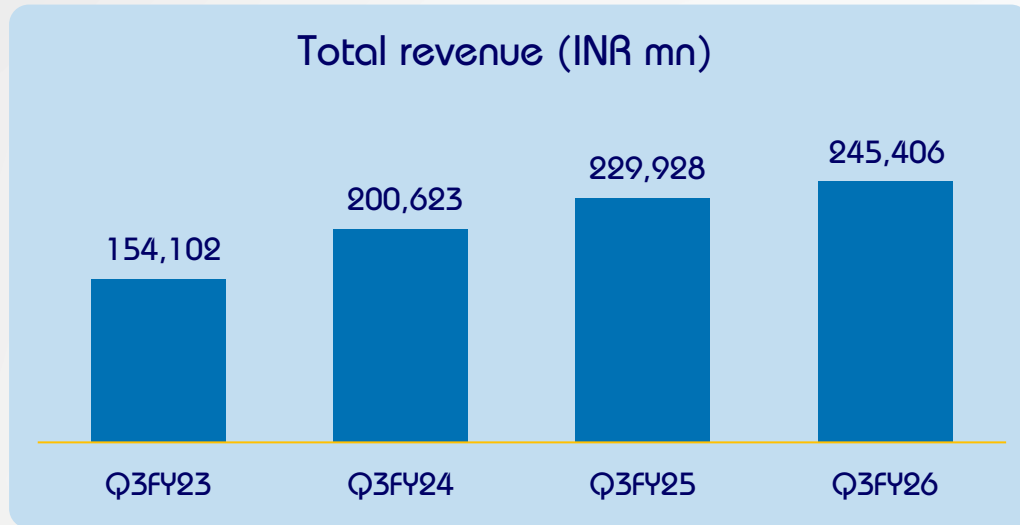
# Non-IndAS measures- EBITDAR



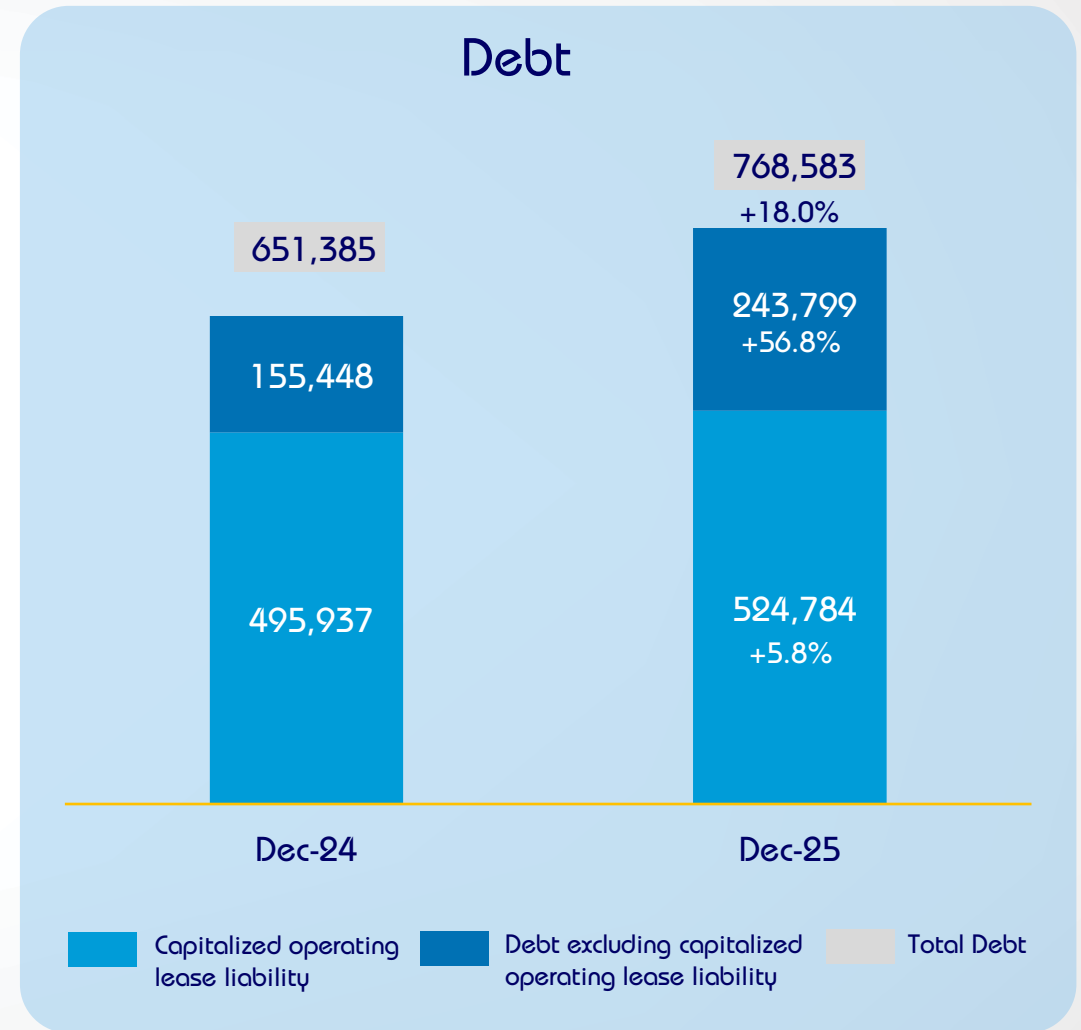
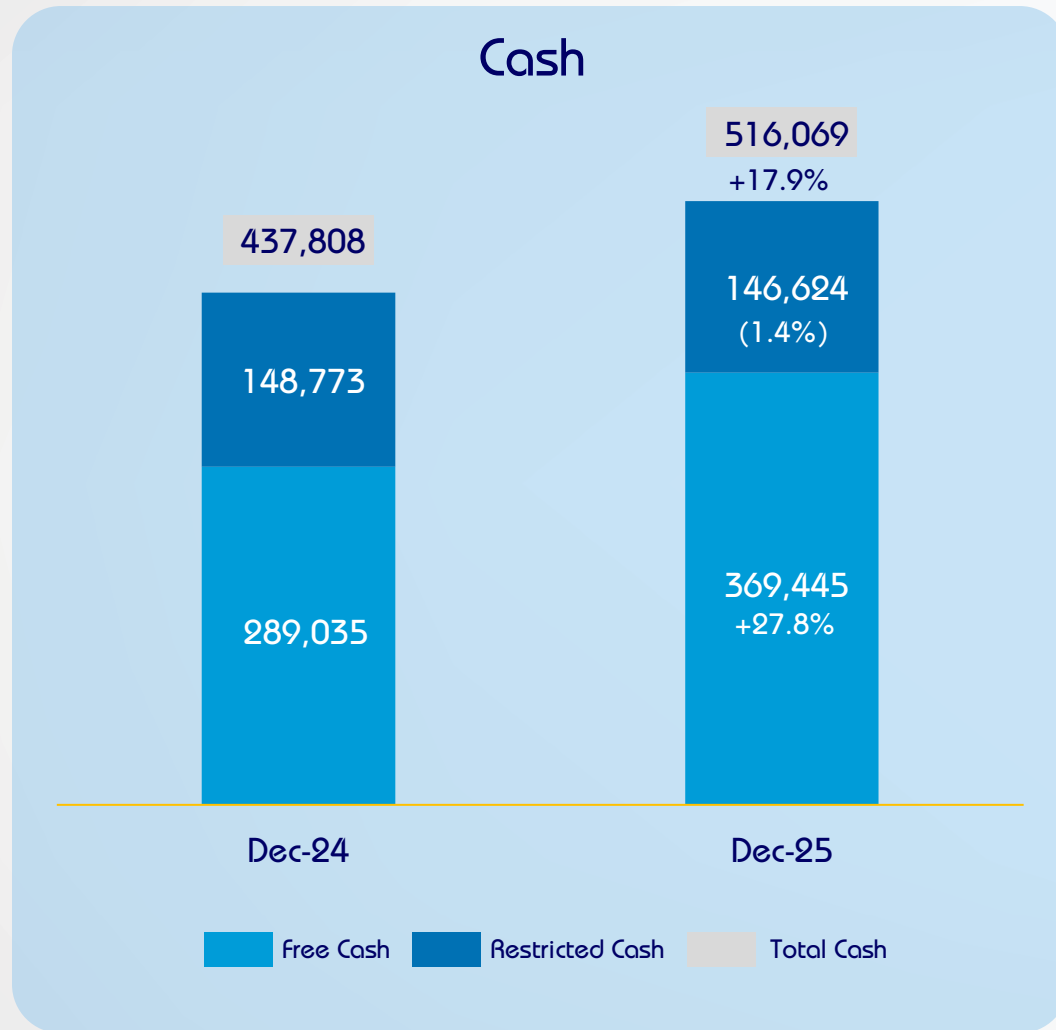
Particulars (in INR million)	Quarter Ended	
	Dec'25	Dec'24
PBT	5,622	25,271
Exceptional items	15,465	-
Finance cost	15,452	13,081
Less: Finance income	9,370	7,605
Depreciation & amortization	27,822	22,255
Aircraft and engine rentals	5,093	7,585
<b>EBITDAR (A)</b>	<b>60,084</b>	<b>60,587</b>
Forex*	10,350	13,973
<b>EBITDAR ex-forex (B)</b>	<b>70,434</b>	<b>74,560</b>
Revenue from Operations (C)	234,719	221,107
EBITDAR Margin (D=A/C)	25.6%	27.4%
<b>EBITDAR Margin ex-forex (E=B/C)</b>	<b>30.0%</b>	<b>33.7%</b>

\* including gain on forex hedging of INR 784 million and INR 591 million for quarter ended Dec'25 and Dec'24 respectively

# Financial performance indicators – Q3 FY26



# Cash and Debt



# Definitions and Abbreviations



Term	Description
ASK	Available Seat Kilometer
CASK	Total Cost net of finance income per Available Seat Kilometer
CASK ex fuel	Total Cost excluding fuel cost net of finance income per Available Seat Kilometer
CASK ex fuel ex forex	Total Cost excluding forex and fuel cost net of finance income per Available Seat Kilometer
EBITDAR	Earnings before finance income and cost, tax, depreciation & amortization, aircraft & engine rentals and exceptional items
EBITDAR margin	EBITDAR / Revenue from Operations
Load Factor	Revenue Passenger Kilometer / Available Seat Kilometer
PAT margin	PAT / Revenue from Operations
RASK	Total Revenue net of finance income per Available Seat Kilometer
RPK	Revenue Passenger Kilometer
Yield	Passenger Ticket Revenue / Revenue Passenger Kilometer