January 22, 2026

BSE Limited
P J Towers,
Dalal Street,
Mumbai – 400001

Scrip Code: 542066

National Stock Exchange of India Limited
Exchange plaza,
Bandra-Kurla Complex, Bandra (E)
Mumbai – 400051

Scrip Code: ATGL

Sub: Submission of Media Release and Investors' Presentation on Unaudited Financial Results (Standalone and Consolidated) for the quarter and nine months ended December 31, 2025

Dear Sir / Madam,

In continuation to submission of Outcome of Board Meeting dated January 22, 2026, please find enclosed the followings :

1. Media Release dated January 22, 2026, on the Unaudited Financial Results (Standalone and Consolidated) of the Company for the quarter and nine months ended December 31, 2025, as **Annexure – "A"** and

2. Presentation on performance highlights of the Company for the Unaudited Financial Results (Standalone and Consolidated) of the Company for the quarter and nine months ended December 31, 2025 as **Annexure - "B"**.

The same is also being uploaded on the Company's website at www.adanigas.com.

You are requested to take the same on your records.

Thanking you,
Yours faithfully,

For **Adani Total Gas Limited**

ANIL RAMSAHAY AGRAWAL
Digitally signed by ANIL RAMSAHAY AGRAWAL
Date: 2026.01.22 18:31:14 +05'30'

Anil Agrawal
Company Secretary
Encl.: As above

Adani Total Gas Limited
(Formerly known as Adani Gas Ltd)
Crest 4-5, Inspire Business Park
Shantigram, Nr. Vaishnodevi Circle,
S.G.Highway, Ahmedabad – 382 421
Gujarat, India
CIN: L40100GJ2005PLC046553

Tel : +91 79 6624 3200
Fax: +91 79 2754 2988
investor.agl@adani.com
www.adanigas.com

Registered Office: "Adani Corporate House", Shantigram, Near Vaishno Devi Circle, S. G. Highway, Khodiyar, Ahmedabad - 382421

adani Gas

Media Release

Adani Total Gas 9M & Q3FY26 Results

9M & Q3FY26 Volume up 14% and 12% YoY respectively

CNG network increases to 680 stations

PNG household increased to 10.5 lakh homes

Q3FY26 and 9MFY26 EBITDA increased to INR 314 Crs and INR 919 cr

Dual ESG upgrades with CDP 'A' and DJSI ESG score of 72, ranked 9th Globally in Gas Utilities

ATGL received Gold award for safety excellence at the Apex India Safety awards

Installed EV Charge Points increased from to 4908 from 4209 QoQ

EDITOR'S SYNOPSIS

Operational Highlights Q3FY26 (Standalone):

- Combined CNG and PNG volume of **289 MMSCM**, a **12%** increase Y-o-Y
- Increased CNG stations to **680** by adding **18** new stations
- Expanded PNG home connections to **10.5 lakh**, by adding **34,210** new households
- Increased Industrial & Commercial connections to **9751** with **148 new customers** added
- Completed cumulative ~ **14,862 Inch Km** of Steel Pipeline network

Pan India Footprint –Q3FY26 (With JV namely IOAGPL):

- Combined CNG and PNG volume of **460 MMSCM**, a **15%** increase Y-o-Y
- Combined network of **1,120** CNG Stations**,** with **41** new stations added
- PNG home connections crossed **12.5 lakh,** touching over 4 million lives daily.
- Grew Industrial & Commercial connections to **11,106,** by adding **222 new consumers**
- Completed cumulative ~ **27,011 Inch Km** of Steel Pipeline network

Key Business updates

- During the quarter, the CGD industry witnessed two important tax and regulatory developments that strengthened the overall cost framework. First, the transition to the 2% CST from earlier 15% VAT on natural gas supplied outside Gujarat, effective from 1st October 2025. Second, the introduction of a simplified two-zone transmission tariff structure, from earlier three-zone, under which entire supplies made for Domestic PNG and CNG Transport segments would fall under Zone-1 tariff effective 1st January 2026.

adani Gas

- Given ATGL's consumer centric approach, it has reciprocated and provided better affordability to home PNG and CNG consumers by reducing prices in a calibrated manner.
- CNG APM allocation for the quarter stood at 41%, and the lower availability was bridged with the additional suppliers made through New Well Gas (NWG), High Pressure High Temperature (HPHT) and R-LNG, all of which are costlier than APM gas supplies.
- During the quarter, Henry Hub-linked R-LNG saw a sharp increase combined with there was increase in USD exchange rate which further elevated gas cost. Despite these challenges, the Company has ensured uninterrupted supply across all operating areas and continued to deliver growth in volume, revenue, and EBITDA.

Adani TotalEnergies E-mobility Limited (ATEL)

- ATEL has now expanded its footprint to **4908** installed EV Charge Points across **26** states/UTs and **226 cities**
- Installed capacity increases to **~51 MW**

Adani TotalEnergies Biomass Limited (ATBL)

- A total of **1218 MT** of CBG was sold in 9MFY26, including 622 tons from our CBG DODO station.
- In 9MFY26, Fermented Organic Manure (FOM) sales crossed **1,000+ Tons**; recorded 301% growth over previous quarter

Financial Highlights Q3FY26 (ATGL Standalone) Y-o-Y:

- Revenue from Operations increased by **17%**, reaching **INR 1,631 Cr**
- Registered EBITDA growth of **15%**, to **INR 313 Cr**
- PAT for the quarter increased to **INR 157 Cr**, clocked **10%** growth

Consolidated Q3FY26 PAT

- Consolidated PAT increased by 11%, reaching **INR 159 Cr**

Financial Highlights 9MFY26 (Standalone) Y-o-Y:

- Revenue from Operations increased by **19%**, reaching **INR 4692 Cr**
- EBITDA rose by **3%** to **INR 916 Cr**
- PAT stood at **INR 481 Cr**

Consolidated 9MFY26 PAT

- Earned a consolidated PAT of **INR 487 Cr**

adani Gas

Ahmedabad, 22nd January 2026: Adani Total Gas (ATGL), India's leading energy transition company, continues its mission of transforming India's energy landscape through extensive infrastructure development. Today, ATGL announced its operational, infrastructural and financial performance for the quarter and nine months ended 31st December 2025.

"Team ATGL has delivered yet another strong quarter with double-digit growth in volumes, revenue, and EBITDA. Despite continued lower availability of APM gas and higher Henry Hub-linked RLNG prices, our diversified sourcing strategy enabled us to manage the gas basket efficiently and ensure uninterrupted supplies of PNG and CNG to all our customers. Our e-Mobility team has also put in an excellent set of numbers with installed Charge Points now nearing 5000 mark with 51 MW capacity.

"Supportive regulatory changes, including effective reduction in tax on natural gas transported outside Gujarat and the new and simplified zonal transmission tariff will help CGDs entities to strengthen cost structures and create a more affordable pricing environment. As APM allocation for CNG continues to evolve, our balanced portfolio positions us to maintain affordability while managing cost pressures responsibly.

"On the sustainability front, ATGL achieved dual upgrades in ESG ratings, with our S&P Dow Jones Sustainability Index score rising to 72, taking ATGL ranking up to 9th globally in gas utilities and our CDP rating improving to 'A'. This reaffirms our commitment to a responsible energy transition.

"With a strengthened sourcing portfolio, continued digitalisation, operational excellence, and expanding networks across our GAs, continued growth in our EV Charge Points, ATGL is strategically positioned to deliver sustainable growth and long-term value to its all stakeholders," – **Suresh P. Manglani, CEO & ED, ATGL"**

Standalone Operational and Infrastructural Highlights:

Operational Performance							
Particulars	UoM	9M FY26	9M FY25	% Change YoY	Q3 FY26	Q3 FY25	% Change YoY
Sales Volume	**MMSCM**	**836**	**730**	**14%**	**289**	**257**	**12%**
CNG Sales	MMSCM	576	486	18%	200	171	17%
PNG Sales	MMSCM	260	244	7%	89	86	3%

adani Gas

Infrastructure Performance				
Particulars	UoM	As on 31 Dec' 25	9M Additions	Q3 Additions
CNG Stations	**Nos.**	**680**	33	18
MSN (IK)	**Nos.**	**14,862**	1090	338
Domestic-PNG	**Nos.**	**10,50,165**	87,497	34,210
Commercial -PNG	**Nos.**	**6,714**	373	127
Industrial-PNG	**Nos.**	**3,037**	79	21

Operations Commentary – Q3FY26

- CNG Volume increased by **17% Y-o-Y** on account of CNG network expansion across multiple Geographical Areas (GAs)
- Over 10.5 lakh homes are now connected with Piped Natural gas
- With addition of new PNG connections, PNG Volume has increased by **3% Y-o-Y**
- Overall volume has increased by **12% Y-o-Y**

Standalone Financial Highlights:

Financial Performance							
Particulars	UoM	9M FY26	9M FY25	% Change YoY	Q3 FY26	Q3 FY25	% Change YoY
Revenue from Operations	**INR Cr**	**4692**	**3,950**	19%	**1631**	**1397**	17%
Cost of Natural Gas	INR Cr	3,334	2,666	25%	1164	991	18%
Gross Profit	INR Cr	1,358	1,284	6%	467	406	15%
EBITDA	**INR Cr**	**916**	**893**	**3%**	**313**	**272**	**15%**
Profit Before Tax	INR Cr	649	670	-3%	212	193	10%
Profit After Tax	**INR Cr**	**481**	**499**	**-4%**	**157**	**143**	**10%**

Results Commentary Q3 FY25

- Revenue from operations rose by **17%** on account of higher volume
- With lower allocation of APM gas to CNG segment coupled with NWG and higher HH linked R-LNG price due to winter, the cost of Natural gas rose by 18%.
- During the quarter, APM allocation for CNG segment marginally reduced to **~41%** from 42% from last quarter**,** the balance was met with New Well Gas, existing contracts and Spot procurement.
- ATGL took a calibrated approach in passing the higher gas cost to ensure volume growth does not get impacted.
- EBITDA increased by **15%** Y-o-Y to INR 313 Crs.
- PBT and PAT increased by **10%** to INR 212 Crs and INR 157 Crs respectively

adani Gas

Key ESG Highlights

- ATGL's DJSI net ESG score improved to **72** from 62**,** positioned 9th rank globally in Gas utility sector.
- **ATGL** Carbon disclosure project rating increased to 'A' – Highest category from 'B' supported by improved scope 1 and 2 emissions management
- ATGL received **Gold** award for Safety excellence at the Apex India Safety award held in Udaipur

About Adani Total Gas

Given its gas distribution, ATGL is authorised in 34 Geographical Areas and plays a significant role in the nation's efforts to enhance the share of natural gas in its energy mix. Of the 53 GAs, 34 are owned by ATGL and the balance 19 GAs are owned by Indian Oil-Adani Gas Private Limited (IOAGPL) – a 50:50 joint venture between Adani Total Gas Limited and Indian Oil Corporation Limited. Further, ATGL has formed 2 wholly owned subsidiaries namely Adani TotalEnergies E-Mobility Ltd (ATEL) and Adani TotalEnergies Biomass Ltd (ATBL) for its E-Mobility and Biomass Business respectively. ATGL has also formed a 50:50 joint venture, namely Smart Meter Technologies Private Limited for its gas meter manufacturing business.

For more information, please visit https://www.adanigas.com/

For Media Queries:
Mitul Thakkar I Mitul.thakkar@adani.com

For Investor Queries:
Adish Vakharia I Adish.vakharia@adani.com

STRENGTH
WITH
RESILIENCE

Compressed Natural Gas

Piped Natural Gas

LNG for Transport and Mining

EV Charging

Biomass (Compressed Biogas and Organic Fertiliser)

Adani Total Gas Limited

CGD | e-Mobility | Biomass

Q3 & 9MFY26

Earnings Presentation

Contents

01	**Executive Summary**
02	**ATGL – Operational and Financial Performance – Q3 & 9MFY26**
03	**Sustainable Business Update**
04	**ESG Update**
05	**Rationale for Investment**
06	**About Adani Total Gas Limited**
07	**ATGL: Digitization and Customer Delight**
08	**ATGL: Promoter's Overview**
08. a	Adani Portfolio
08. b	TotalEnergies
Annexure	

01

ATGL – Operational and Financial Performance - Executive Summary

Operational and Financial Highlights –9MFY26 – Y-o-Y

CGD - Operational Highlights

- CNG Stations increased to **680**, Added 33 CNG stations, with 136 being CODO/DODO stations
- Steel pipeline network increased to **~ 14,862 inch-km**
- PNG Home Connection increased to 1.05 mn, **87,497** homes connected to PNG
- PNG Commercial & Industrial connection Customers increased to **9751**.

Volume (MMSCM)

CNG		PNG	
576	↑ 18%	260	↑ 7%

Financial Highlights – Standalone (INR Cr)

Revenue from Operations		EBITDA	
4692	↑ 19%	916	↑ 3%

PBT		PAT	
649	↓ 3%	481	↓ 4%

14% ↑	3% ↑	2% ↑
Volume	EBITDA	Cash Profit
836 MMSCM	INR 916 Crs	INR 692 Crs

02

ATGL – Operational and Financial Performance – 9MFY26

Infrastructure Update : As on 31 Dec 2025

CNG Stations

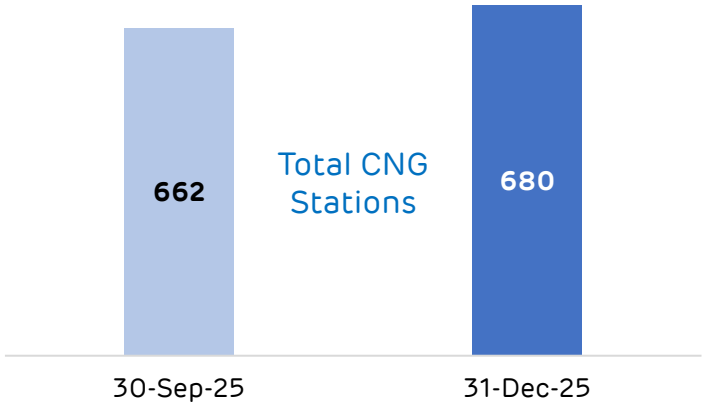

- **18 CNG** station added in Q3FY26
- **33 CNG** station added in 9MFY26

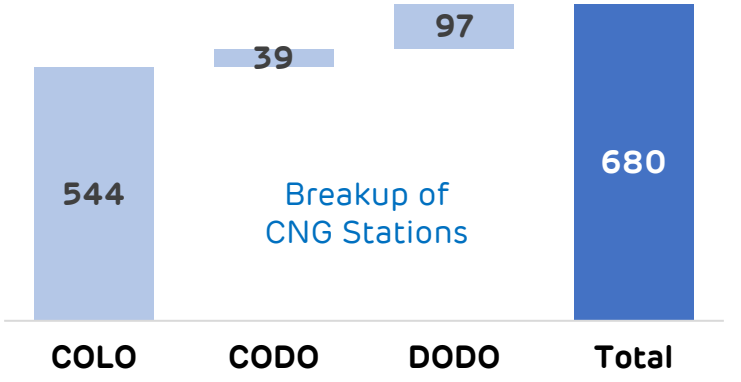

- **12 DODO** and **1 CODO** added in 9MFY26

DODO – Dealer Owned Dealer Operated
COLO - Co-Located
CODO - Company Owned Dealer Operated

Steel Network IK

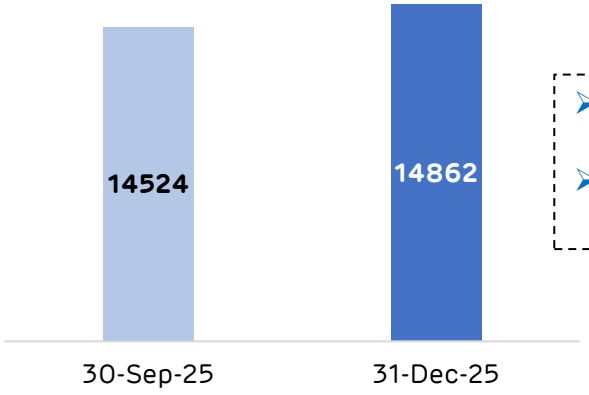

- **338 Inch – Km** pipeline added in Q3FY26
- **1090 Inch-km** pipeline added in 9MFY26

Values in Inch-KM

PNG Home Connections

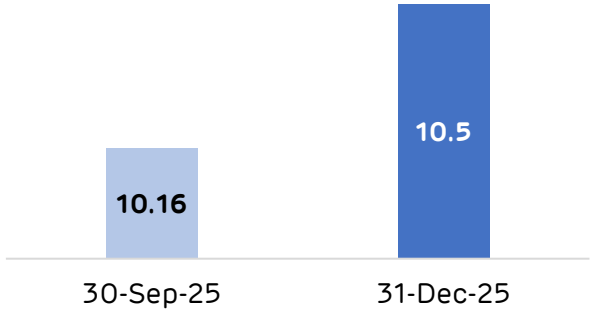

Addition of **34,210** Domestic Connections in Q3FY26

No of Households (Lakhs)

I&C Connections

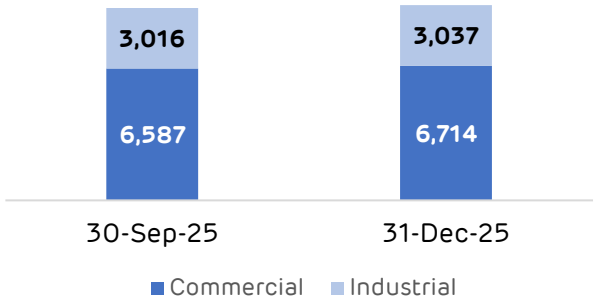

Addition of **148** I&C Connections in Q3FY26

Volume & Gas Sourcing –9MFY26 - Y-o-Y

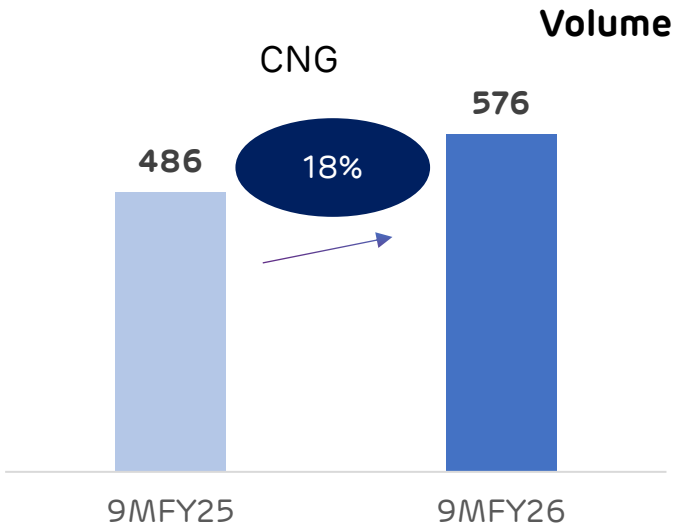

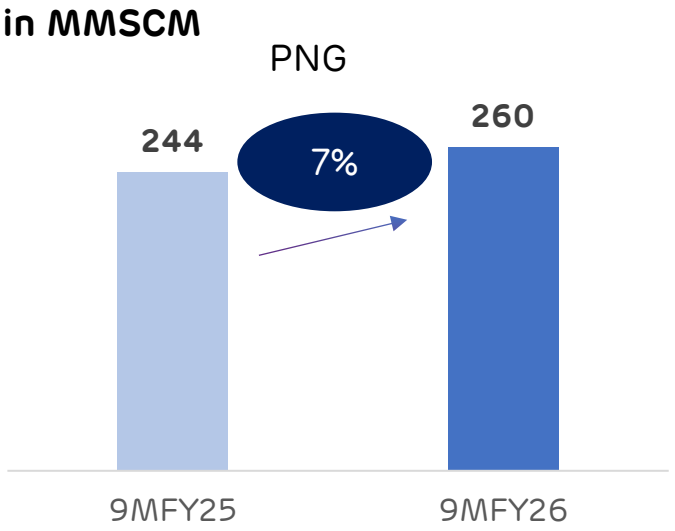

CNG Volume has increased by 18% Y-o-Y on account of CNG network expansion across multiple GAs

With recovery of Industrial Volume and addition of new Domestic & Commercial connection, PNG Volume increased by 7%

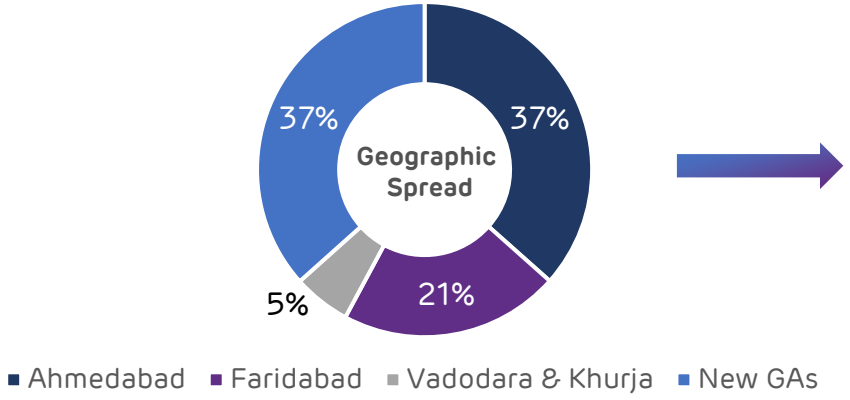

- ✓ Registered **27%** growth in new GA volumes at **1.12 mmscmd** from 0.88 mmscmd in FY25
- ✓ Volume mix for new GAs improved to **37%** from 32% in FY25.

Gas Sourcing Update

- ➢ Portfolio optimization through long and short-term agreements:
  - Added new long-term agreements to strengthen portfolio stability.
  - Short-term spot agreements added for fixed and Brent-linked RLNG, helped to reduce overall weighted average cost
  - APM short fall for CNG at **58%** in 9MFY26

Regulatory developments

- ➢ Transition to the to **2%** CST for gas supplied outside Gujarat from earlier 15% VAT, effective from 1 Oct 2025. Benefits are largely offset by **Higher Gas cost** and **USD exchange rate increase**
- ➢ Zone 1 tariff applied to Domestic PNG and CNG transportation, from 1 Jan 2026, with a shift from 3-zone to 2-zone tariff structure, support favorable and stable pricing environment to end consumers

Key Financials –9MFY26 - Y-o-Y

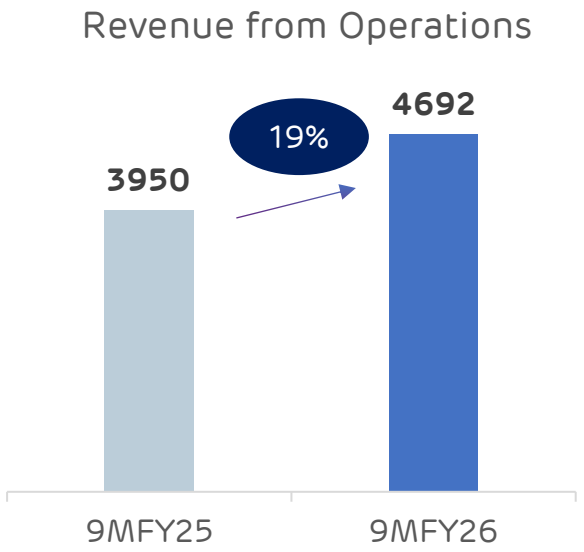

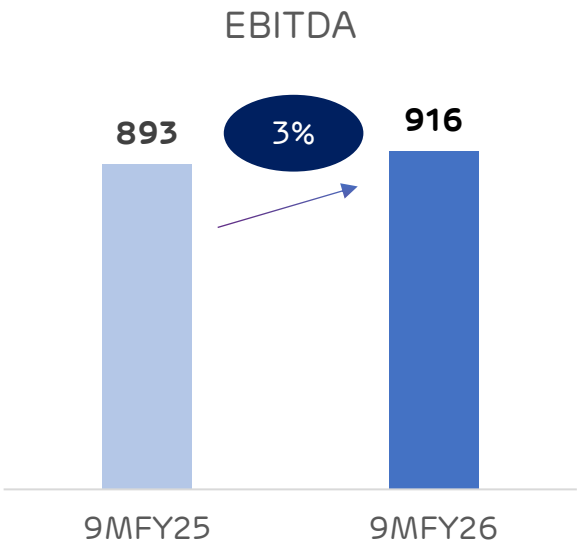

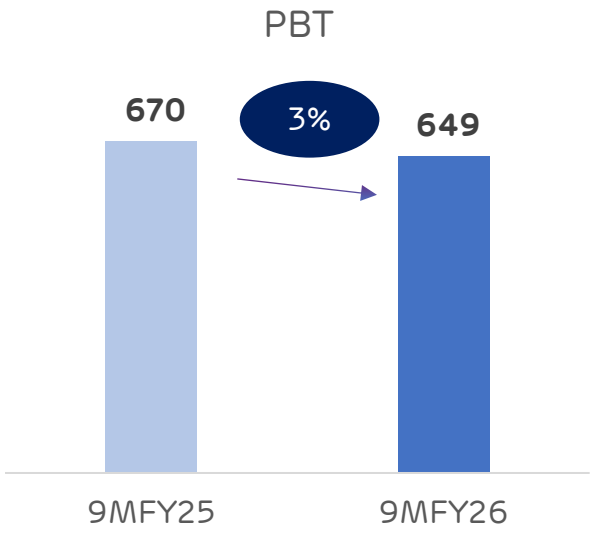

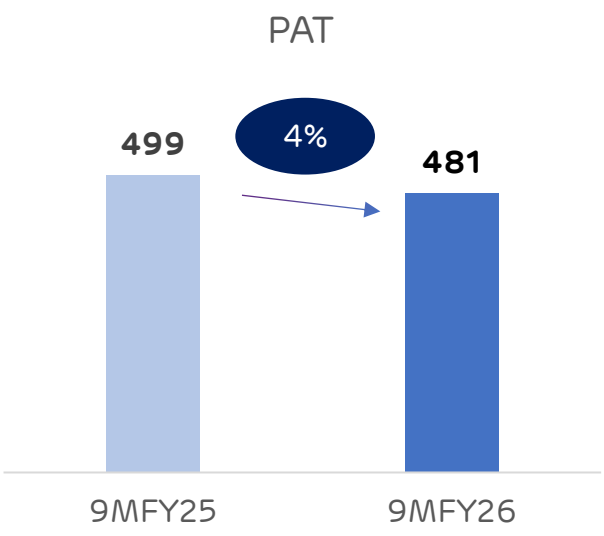

All Fig in INR Crs

Y-o-Y Comparison

- Revenue from operations rose by **19%** on account of higher volume preliminary on CNG segment.
- Gas cost increased by **~25%,** mainly due to lower APM and NWG allocation and increase in Henry hub (HH) linked RLNG prices and increase in USD to INR exchange rate.
- APM and NWG prices softened due to decrease in crude,
- ATGL strengthened sourcing efficiency by shifting part of HH-linked volumes to brent linked RLNG and spot contracts, mitigating the impact of higher HH prices
- Despite these cost challenges, ATGL reported **growth** in Revenue and EBITDA, supported by a strategic and diversified gas procurement approach
- Subsequently PBT and PAT marginally declined by **3%** and **4% Y-o-Y** respectively.

Key Financials – Healthy Balance Sheet - 9MFY26 - Y-o-Y

All Fig in INR Crs

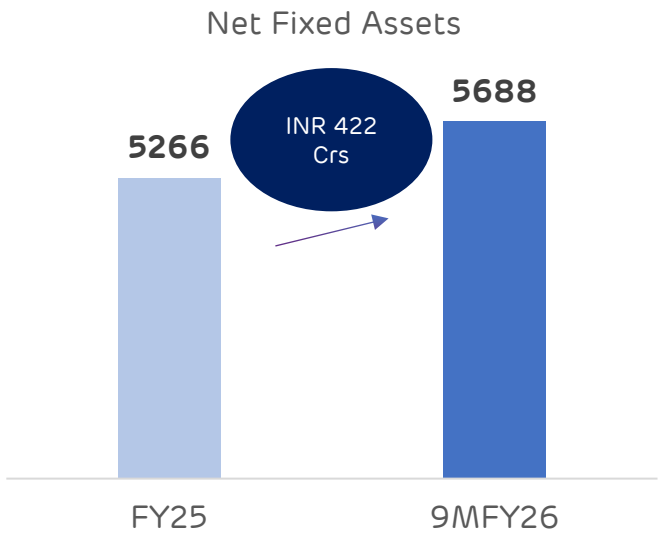

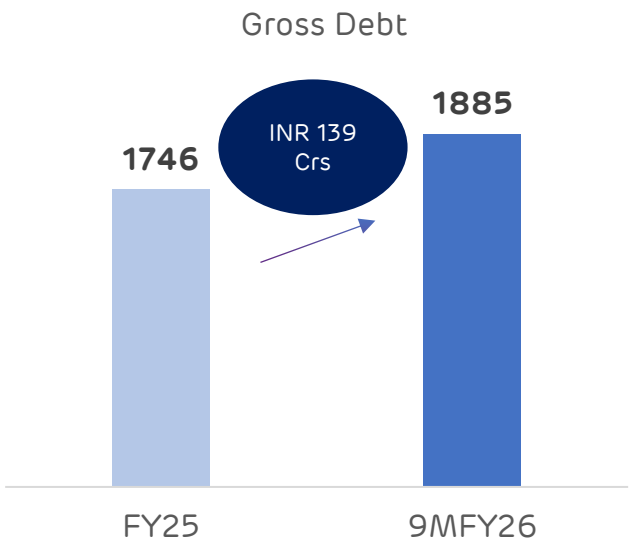

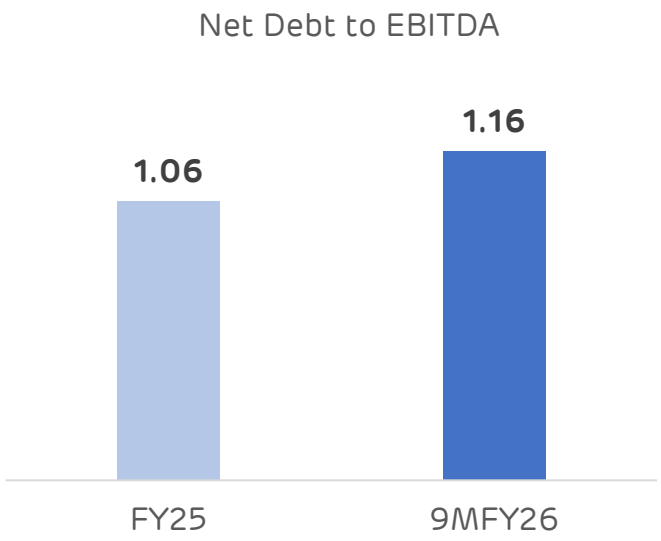

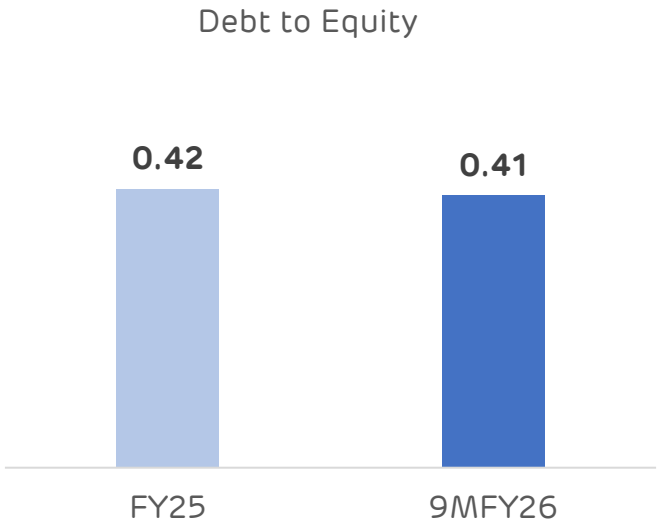

- ATGL continues to grow its infrastructure asset base and has added over **INR 422 Crs to INR 5688 Crs while debt has increased by INR 139 Crs**
- ATGL has a Healthy Balance Sheet with Net Debt to EBITDA is at **1.16x**
- ATGL is rated **AA+ (stable)** from three credit rating agencies; CARE, CRISIL and ICRA

Net Fixed Assets : Includes Property, Plant and Equipment, Right-of-Use Assets & Capital Work-In-Progress

Volume & Financials –Q3FY26 - Y-o-Y

All Fig in INR Crs

Volume in MMSCM

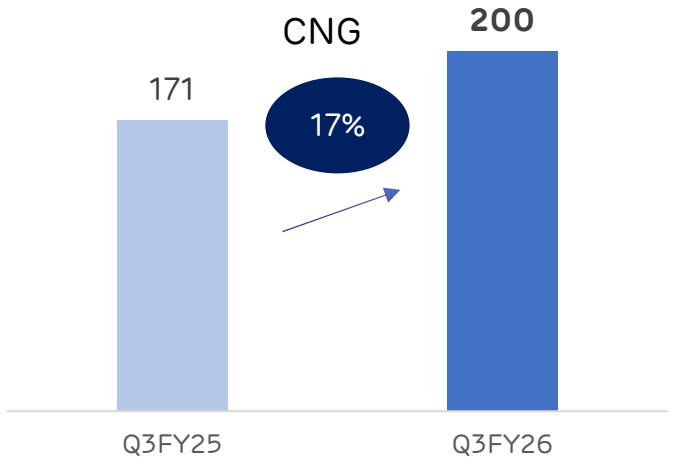

CNG Volume has increased by 17% Y-o-Y with network expansion of CNG stations

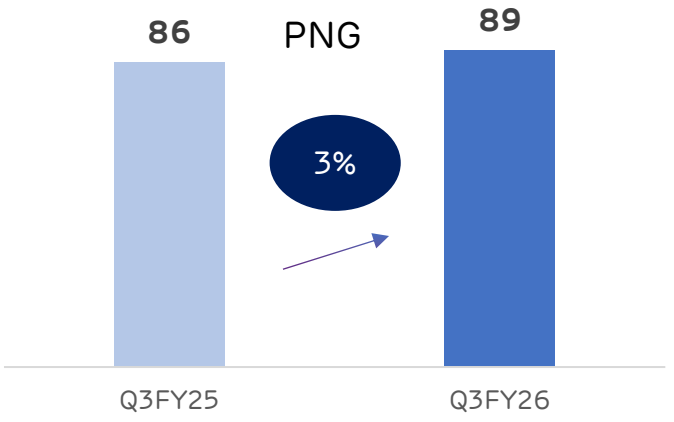

PNG Volume has increased by 3% Y-o-Y due to penetration in the market.

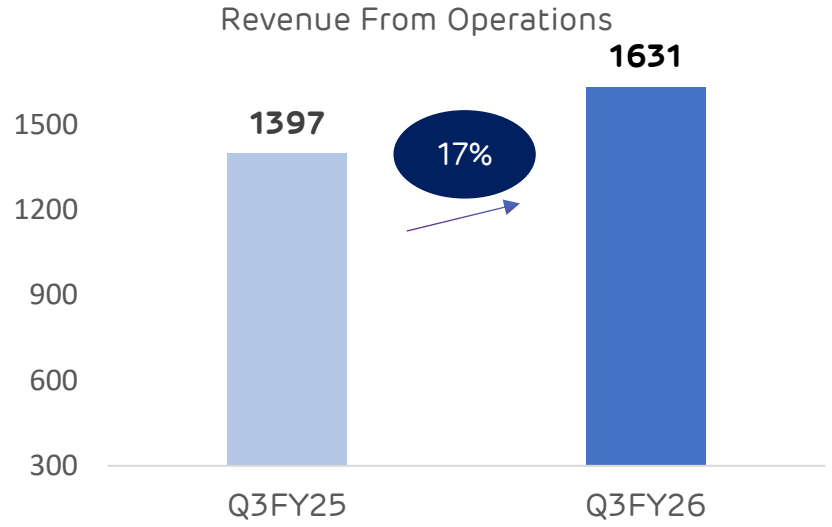

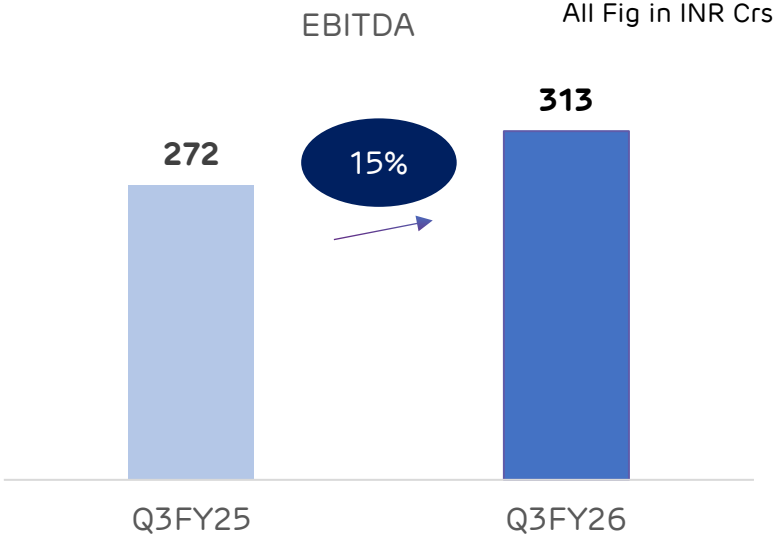

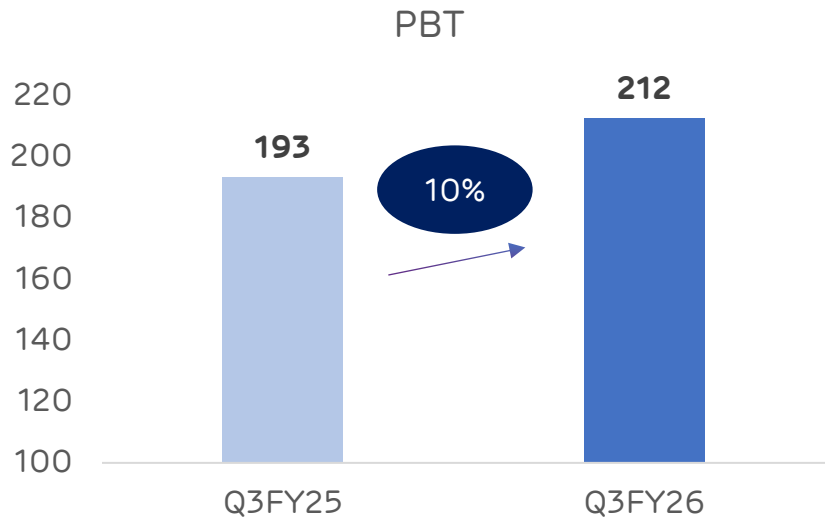

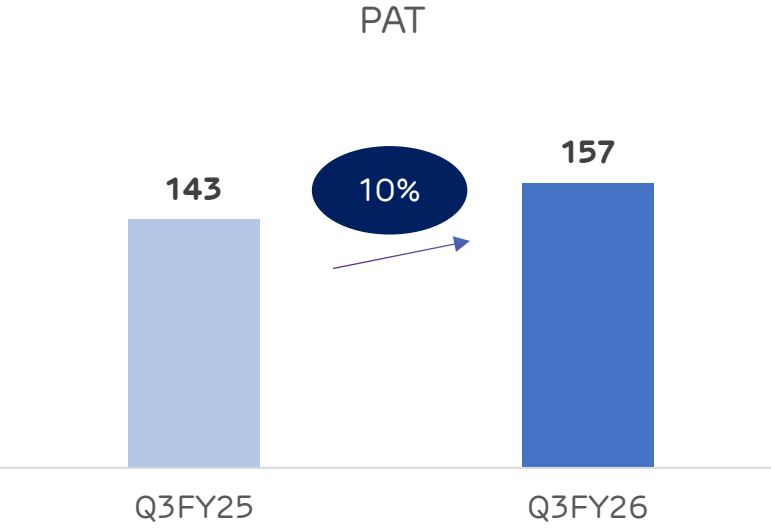

ATGL delivered strong growth in Q3 with higher volume, revenue, and profitability, reflecting strong operational momentum. This was achieved through robust infra build-out, and calibrated pricing.

4908

Installed
Chargin Points

7.5 MTD

CBG Peak production
achieved

03

Sustainable Business Update

E-mobility and Biomass Business Update

E-mobility Business Update

Installed Charging Points (CPs)	4908 CPs
Installed Capacity	~51 MW
Energized Charge Points	3800 CPs Added 566 CPs in Q3FY26
Presence	26 States / UT 226 Cities

Focusing on B2B Clients to improve utilization

New Clients Addition during the 9MFY26

Navi Mumbai International Airport

Biomass Business Update

- A total of **1218 MT** of CBG was sold in 9MFY26, including 622 tons to CBG DODO station.
- Peak CBG sale reached to **7.5 MT/day** in the month of Dec'25
- In 9MFY26, FOM sales achieved **1,088 Tons**; 301% growth over previous quarter
- Received positive response for Harit Amrit brand in UP, MP and Gujarat.

04

ESG Framework & Sustainability Update – Q3FY26



ATGL: Sustainability Initiatives – Environment, Social & Governance

Initiatives	Target for FY 2025-26	Achievement in Q3
Decarbonization of fleets	Sustain **100%** decarbonization of fleet	• Total **635+ HCV** fleets running on low carbon fuel.
Solarization	**2.0 MW** total rooftop solar capacity	• Cumulative capacity to increased to **1 MW** till Q3FY26 & 10 MW ongoing captive open access solar projects
Greenmosphere	**50,000** tree plantation	• **50,000** trees (mass plantation) activity work is in progress at Pusad, Maharashtra
Methane Leak detection & Repair	**3500 Km** gas greed to be surveyed	• **1000 KM** area covered for methane leak detection & Repair (LDAR) survey, carried out by Josler & Inhouse team
Employee Fatality at workplace	**<0.75** Lost Time Injury Frequency (LTIFR)	• **0.67** LTIFR & **22761.9** safety training hours in Q3.
Assessment for plant & Office HSE Working condition	Sustain **100%** all Plants and Offices coverage	• **65,330** continuous safe man hours and **225** safety program covering **999** employees

ATGL: Sustainability Updates

ATGL's 3rd ESG Report

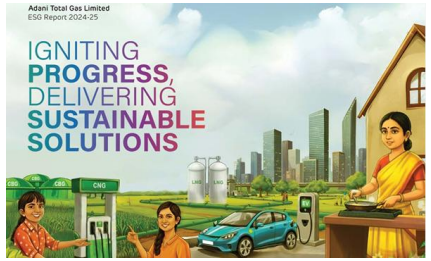

Successfully published ATGL Flagship ESG Report on theme

"IGNITING PROGRESS, DELIVERING SUSTAINABLE SOLUTIONS"."

Awards & Accolades

Apex India Safety

- Received Gold award for Safety excellence at the Apex India Safety award held in Udaipur

Adani Foundation Vision Care Program

- In vision care program, target for **FY 2025-26** will be **25000** students to be covered for eye checkup; till Q3; **23000** eye checkup already done
- **SDGs Alignment**

Dual Upgrade in ESG Rating

Dow Jones Sustainability Index

- S&P Dow Jones Sustainability Index score rating of ATGL increased to **72** from 62 earlier.
- ATGL is ranked Globally **9th in** the sector of Gas utility.

Carbon disclosure Project rating

- Carbon Disclosure Project rating increased to **'A' – Highest category** from earlier 'B'
- The above upgrades are driven by best Enhanced emissions reduction initiatives, best labor practices, human rights and strong governance structure.

05

Rationale for Investment

ATGL : Strong Growth with Financial Discipline

All Fig in INR Crs except ratios

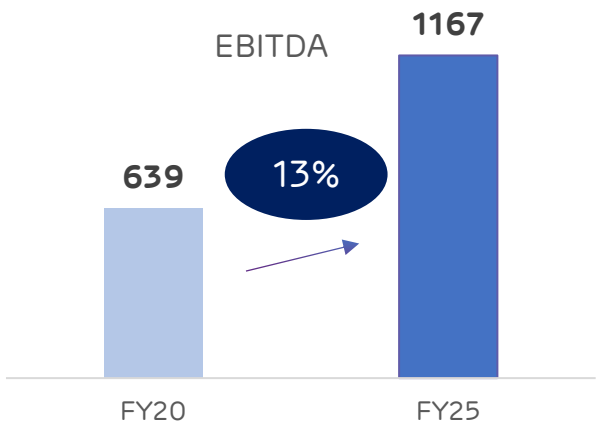

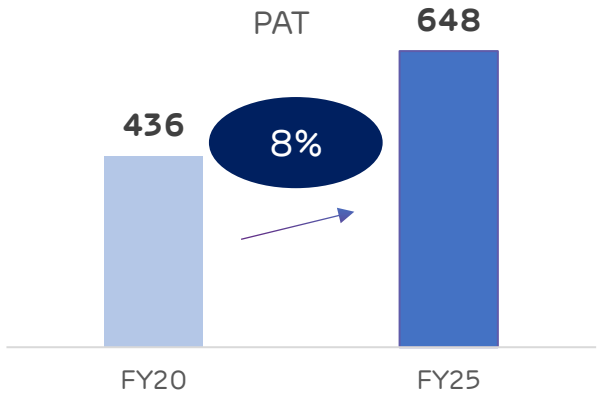

Strong Operational Performance has led EBITDA growth of 13% CAGR and PAT of 8% CAGR

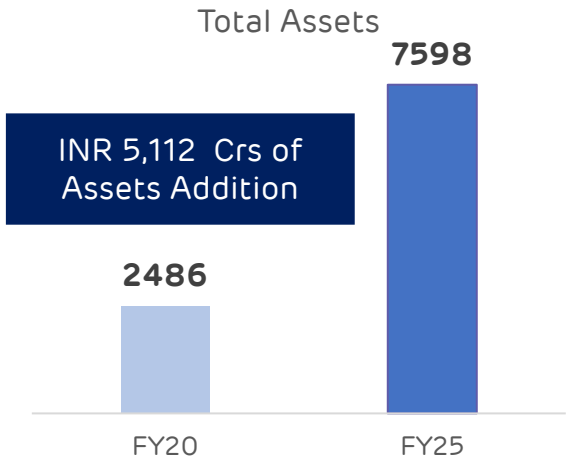

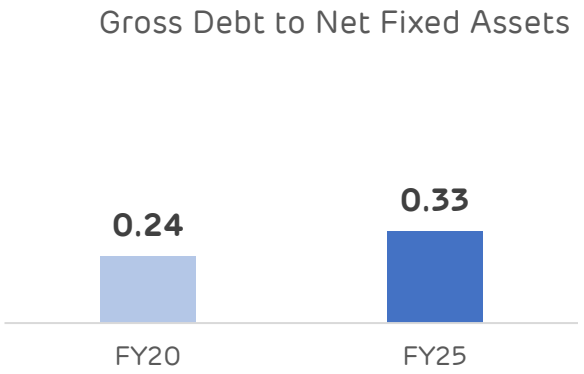

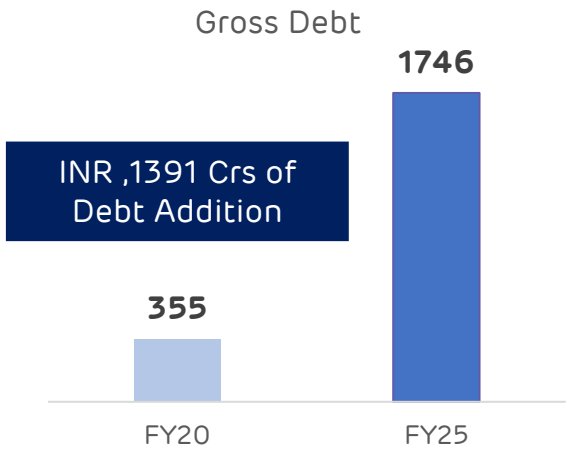

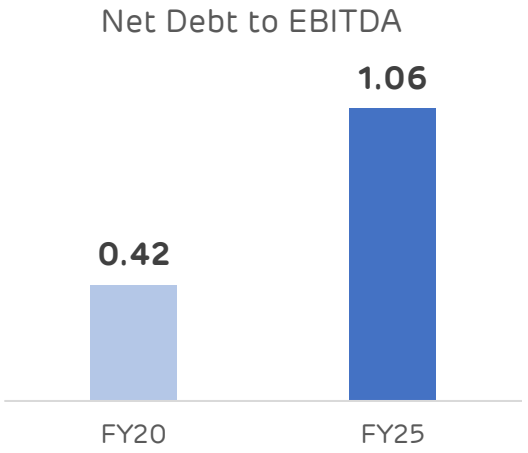

ATGL continues to have strong Balance sheet and follows robust financial prudence and has Net Debt to EBITDA ratio of 1.06x and Gross Debt to Fixed Assets at 33% which implies that assets are backed by lower leverage

Credit Excellence Backed by Strong ESG Ratings

ATGL Credit Rating

ATGL is rated **AA+ (stable)** outlook from all three top rating agencies ICRA, CRISIL and CARE Ratings

Long Term Bank Facilities	Short Term Bank Facilities
AA+ (Stable)	**A1+**

- ✓ These strong ratings reflects the growing scale of ATGL operations, underpinned by healthy volume growth, a favorable demand outlook, and continued network expansion.
- ✓ It also acknowledges our strong promoter backing, and a sound financial profile.

ATGL ESG Rating

S&P DJSI Score

- ✓ S&P **Dow Jones Sustainability Index score** rating of ATGL increased to **72** from **62** earlier.
- ✓ ATGL is ranked **Globally 9th and highest in India** in the sector of Gas utility.

Carbon Disclosure Project Rating

- ✓ Carbon Disclosure Project rating increased to **'A' – Highest** category from earlier 'B',

CRISIL ESG Rating

- ✓ ATGL is rated at **'Crisil ESG 61'- Strong in Q2** from 'Crisil ESG 59'- Adequate earlier

ATGL's strong credit ratings alongside its improving ESG scores highlight the company's financial resilience and sustainability leadership. This combined strength reinforces ATGL's positioning as a stable, responsible, and future-ready investment.

ATGL: Well positioned for industry leading growth

adani Gas

Development

Pan India presence

53 Geographical Areas

GAs spread pan India across 125 districts (incl. JVs[1])

>14% of India's population covered in the GAs allocated

Strong Promoters

Adani & Total Energies[2] (37.4% each)

Provides significant synergies in both project execution, fuel sourcing and operations

Infrastructure Growth

Commissioned 34 GAs

20+ years of experience

Installed 14,862 inch-km of pipeline 680 CNG stations , PNG to over 1.05 million HHs + I&C units

Operations

Operational Excellence

Centre of Excellence (COE) & Competitive Gas Sourcing

Flexible contracts to address volatility Strong relationships with both domestic & global suppliers

Technology enabled O&M

Digital platform – SOUL

Integrated Business Operations Platform Centre for monitoring entire CGD network through SCADA

Customer Orientation

Reliability & Responsiveness

Focus on reliable gas supply,

Responsive consumer service coupled with My AdaniGas app

Value Creation

Large Opportunity

Accelerated switch to natural gas

Strong uptick in adoption

Natural gas share in India's fuel mix to increase from 7% currently to 15% by 2030

ESG and Sustainability Focus

Greenmosphere: An initiative for carbon footprint reduction

Focus on expansion of low carbon verticals – EV Charging and Biogas.

High Return Ratios

Balanced revenue mix enhances revenue visibility

Sequential roll-out & 4 existing matured GAs -> Internal accruals for capex resulting in faster payback

1. 50:50 JV between ATGL & Indian Oil Corporation Ltd. (IOAGPL) operates 19 GAs; 2. TotalEnergies Holdings SAS, worlds second largest LNG private player acquired 37.4% stake in ATGL in Feb-2020.

GAs: Geographical Areas; JV: Joint Venture; CGD: City Gas Distribution; SCADA: Supervisory control and data acquisition; CNG: Compressed Natural Gas; O&M: Operations & Maintenance; mmscmd: Million Metric Standard Cubic Meters per Day; PNG: Piped Natural Gas; ESG: Environmental, Social & Governance; HH: Households; I&C: Industrial and commercial units

Five Pillars of Transformational Journey of ATGL

Fulfilling our objective of future proofing

- E- Mobility
- Biomass
- LNG for Trucking & Mining

Biggest asset of the Company and cultivating a resilient and talented workforce

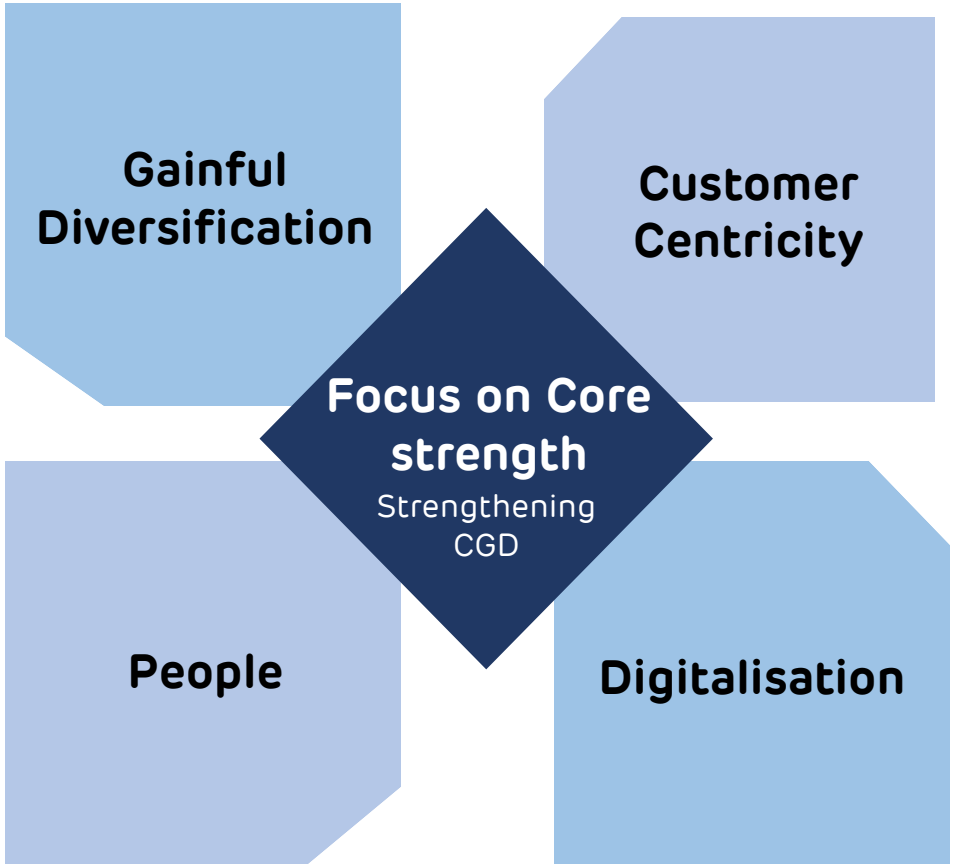

Focus on delivering Customer Delight

Leverage Technology for rapidly growing footprint

- SOUL
- Adani Gas App: 360° Digitalization for Consumers

ATGL at an infection point as we spearhead the transition towards clean energy solutions to customers.

06

About Adani Total Gas Limited

ATGL : Diversified Energy Platform

Business Structure

adani — 37.4% → **Adani Total Gas** ← 37.4% — TotalEnergies

- **Core CGD Business**
  - CGD Business (34 Licences)
- **LNG for Trucking & Mining**
- 100% → **New Sustainable Businesses**
  - **ATEL** (E- Mobility Business)
  - **ATBL** (Bio Business)
- **JV & Investments**
  - 50% → **IOAGPL** (CGD Business)
  - 50% → **SMTPL** (Gas Meter Business)
  - **IGX** (5% Stake)

ATGL – Diversified Energy Platform for meeting consumers requirement

ATGL Presence

CGD

53 GAs

125 Districts Covered

14 % Population

15 % Area covered#

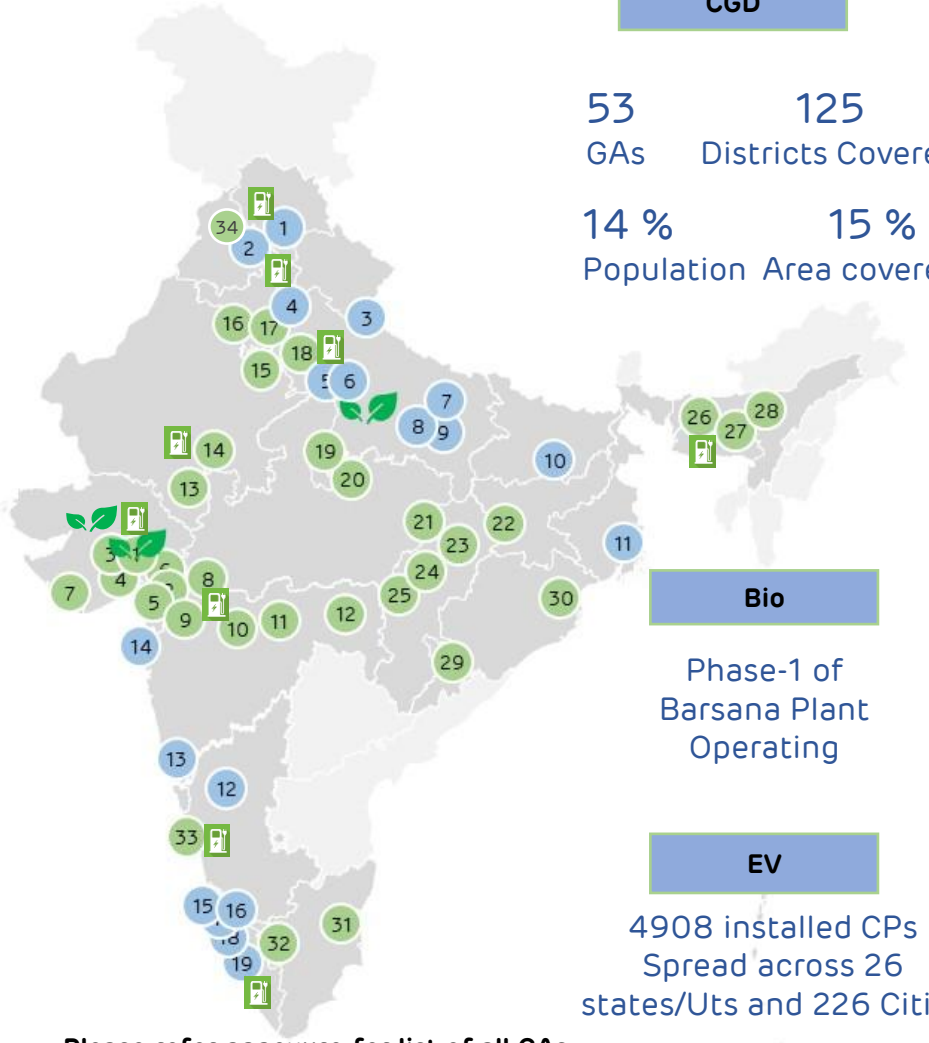

Bio

Phase-1 of Barsana Plant Operating

EV

4908 installed CPs Spread across 26 states/Uts and 226 Cities

Please refer annexure for list of all GAs

ATGL Existing GA | IOAGPL GA | EV Charging | BioGas Project

GA : Geographical Area

07

ATGL: Digitization and Customer Delight

SOUL – Single Digital Business Platform

Status as of today..
•Majority of our CGS, CNG stations and sites are connected with the SOUL platform

•Entire pipeline visibility
•Live integration to SCADA, VTS, SAP
•SMS to customers based on outages marked on GIS

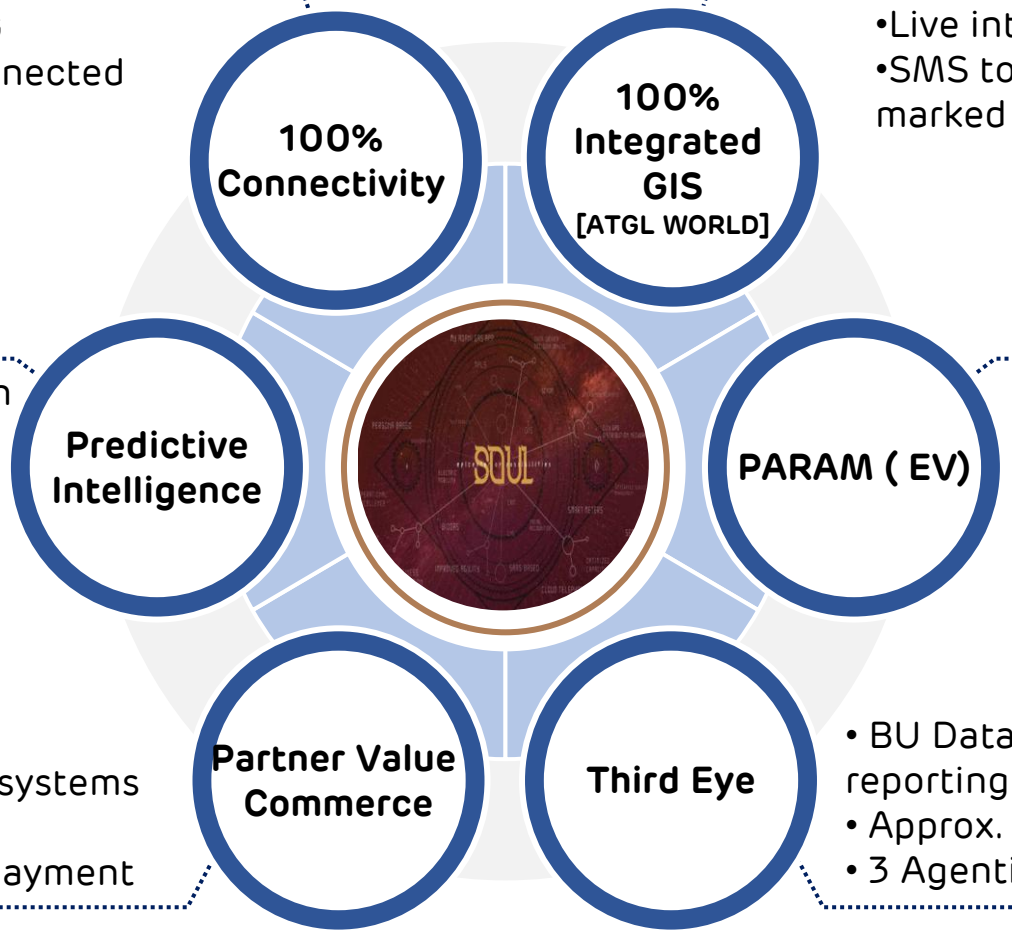

•Predict Possible breakdown
•Project Tracking
•Proactive maintenance activities
•Emergency Response
•Site Governance

•Digitisation of BD, Projects, Operations & Finance business process (**28 use cases**)
•ATEL Owned CPMS

•All AMC to be generated on systems generated data
•Automated Vendor invoice payment

• BU Data lake for 10 departments; no static reporting
• Approx. 150 KPI with 40 User Stories
• 3 Agentic AI Use cases

SCADA: Supervisory Control And Data Acquisition, **VTS:** Vessel Traffic Service, **GIS:** Geographic Information System, **CPMS:** Charge Point Management System

ATGL: Driving Customer Delight through Digitization

Adani Gas Mitra (Self help KIOSK)
Log inquiries, Complaints, requests

99% Digital Payments
BBPS (GPay, Amazon pay, etc.), App, Website

1M+ Self-Billed Invoices
Delivered via WhatsApp

70% Online refund
Through My AdaniGas Mobile Application

24x7 Multilingual Support
Unmanned CDC Bot



QR based Complaint Redressal
Module is live

Digital Email Response System
65% email answered by Agentic AI

Doorstep CDC Vans
28,000+ queries resolved

Grievance Funnel
PNGRB-aligned, multi-channel

100% Digital
DPNG registration, Name transfer, Move in from PPA

Committed to Consumer Delightfulness

BBPS: Bharat Bill Payment System, CDC: Customer Delight Care,
CSAT: Customer Satisfaction Score, PPA: Project Phase Automation

08

ATGL: Promoter's Overview

08a

About Adani Group

Adani Portfolio: A World Class Infrastructure & Utility Portfolio

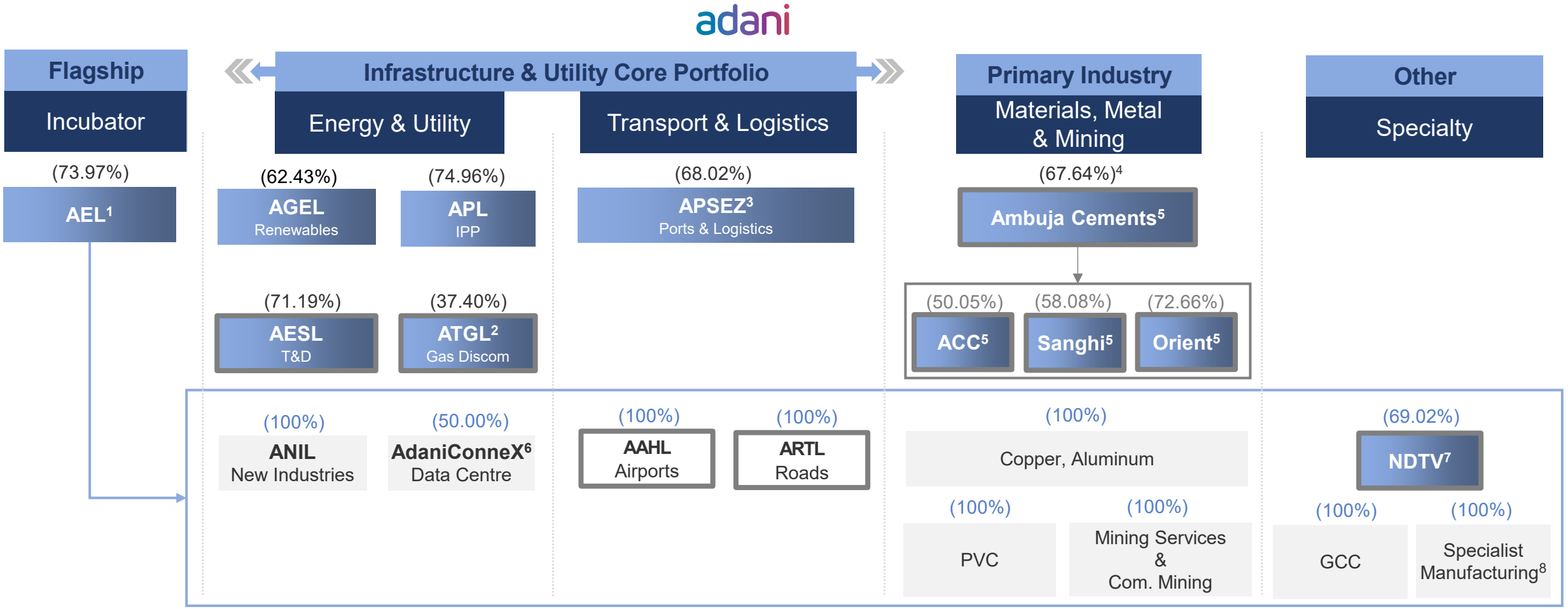

(%): Adani Family equity stake in Adani Portfolio companies (%): AEL equity stake in its subsidiaries (%): Ambuja equity stake in its subsidiaries **Listed cos** **Direct Consumer**

A multi-decade story of high growth centered around infrastructure & utility core

1. AEL has raised INR 24,930 Cr through issuance of right shares during December'25. 2. ATGL: Adani Total Gas Ltd, JV with Total Energies | 3. NQXT: North Queensland Export Terminal: On 23rd Dec'25, APSEZ successfully completed acquisition, having satisfied all pending regulatory approvals. Also, the Company has allotted 14,38,20,153 Equity Shares of face value of Rs. 2 each to Promoter Group Entity on preferential basis as purchase consideration. | 4. Ambuja Cement's shareholding does not include Global Depository Receipt of 0.04% but includes AEL shareholding of 0.35% received as part of the consideration against transfer of Adani Cementation Limited as per NCLT order dated 18th July'25 | 5. Cement includes 67.64% (67.68% on Voting Rights basis) stake in Ambuja Cements Ltd. as on 31st Dec'25 which in turn owns 50.05% in ACC Limited. Adani directly owns 6.64% stake in ACC Limited & Ambuja Cements Ltd. holds 58.08% stake in Sanghi Industries Ltd. & 72.66% stake in Orient Cement Ltd.| 6. Data center, JV with EdgeConnex | 7. Promoter holding in NDTV has increased to 69.02% post completion of right issue in the month of Oct'25 | 8. Includes the manufacturing of Defense and Aerospace Equipment | AEL: Adani Enterprises Limited | APSEZ: Adani Ports and Special Economic Zone Limited | AESL: Adani Energy Solutions Limited | T&D: Transmission & Distribution | APL: Adani Power Limited | AGEL: Adani Green Energy Limited | AAHL: Adani Airport Holdings Limited | ARTL: Adani Roads Transport Limited | ANIL: Adani New Industries Limited | IPP: Independent Power Producer | NDTV: New Delhi Television Ltd | PVC: Polyvinyl Chloride | GCC: Global Capability Centre I Promoter's holdings are as on 31st December, 2025.

Adani Portfolio: Best-in class growth with national footprint

All figures in INR cr

Predictable, high and rising free cash flow

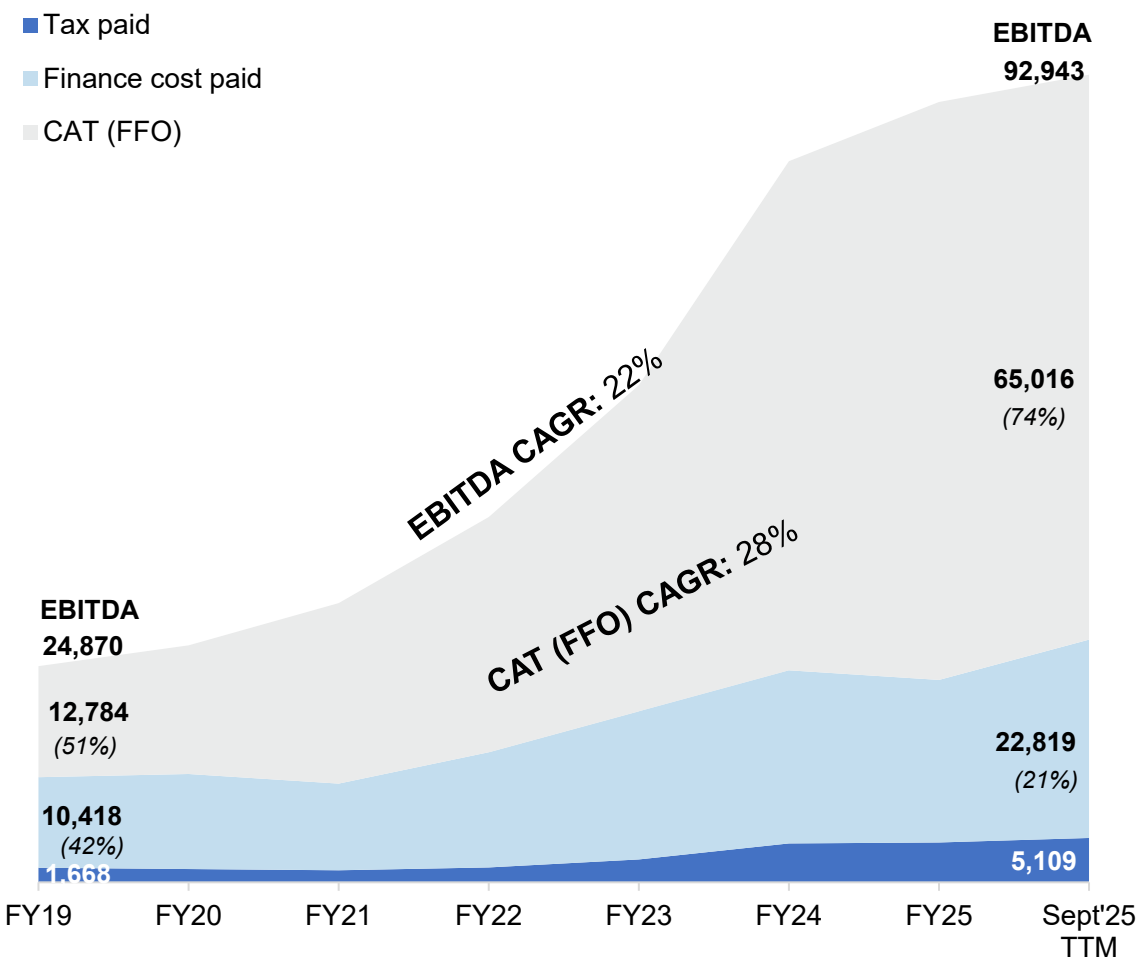

National footprint with deep coverage

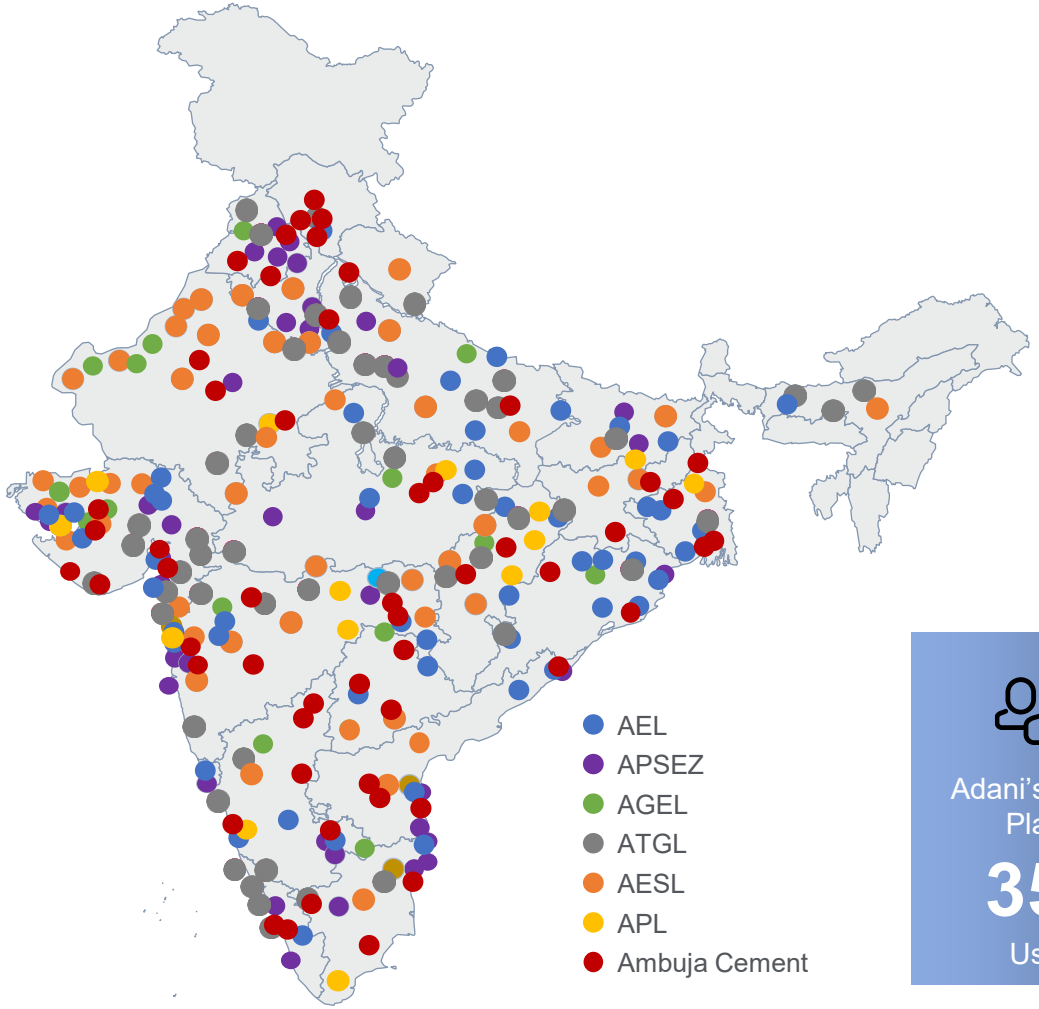

Adani's Core Infra. Platform –

350 Mn

Userbase

EBITDA: Earning before Interest Tax Depreciation & Amortization I EBITDA: PAT + Share of profit from JV + Tax + Deferred Tax + Depreciation + Finance Cost + Forex Loss / (Gain) + Exceptional Items | FFO: Fund Flow from Operations I FFO : EBITDA – Actual Finance cost paid (excl. Capitalized Interest, incl. Int. on Lease Liabilities)– Tax Paid I AEL: Adani Enterprises Limited I APSEZ: Adani Ports and Special Economic Zone Limited I AGEL: Adani Green Energy Limited | ATGL: Adani Total Gas Limited I AESL: Adani Energy Solutions Limited I APL: Adani Power Limited

Adani Portfolio: Repeatable, robust & proven transformative model of investment

	DEVELOPMENT[1]			OPERATIONS	CONSUMERS
	Adani Infra (India) Limited | Cemindia Projects Ltd. | PSP Projects Ltd.			Operations (AIMSL)[2]	New C.E.O. Consumer | Employees | Other Stakeholders
ACTIVITY	**Origination** • Analysis & market intelligence • Viability analysis	**Site Development** • Site acquisition • Concessions & regulatory agreements	**Construction** • Engineering & design • Sourcing & quality • Project Management Consultancy (PMC)	**Operation** • **Life cycle O&M planning** • Asset Management plan	**Inspired Purpose & Value Creation** • Delivering exceptional products & services for elevated engagement • Differentiated and many P&Ls
PERFORMANCE	 **India's Largest Commercial Port** (at Mundra)	 **Longest Private HVDC Line in Asia** (Mundra - Mohindergarh)	 **World's largest Renewable Cluster** (at Khavda)	 **Energy Network Operation Center** (ENOC)	Adani's Core Infra. Platform – **350 Mn** Userbase
CAPITAL MANAGEMENT	Strategic value Mapping	Investment Case Development	Growth Capital – Platform Infrastructure Financing Framework		
	Policy, Strategy & Risk Framework	**Duration** Risk Matching **Risk Management –** Rate & Currency **Governance & Assurance** **Diversified Source of Capital**			
ENABLER	**Continued Focus & Investment**	**Human Capital Development**	• Leadership Development Initiatives • Investment in Human Capital	**AI enabled Digital Transformation**	• Power Utility Business - ENOC • City Gas Distribution - SOUL • Transportation Business - AOCC

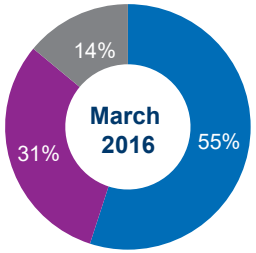

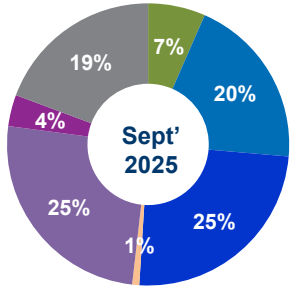

Long Term Debt
- PSU Banks
- Pvt. Banks
- USD Bonds
- NBFCs & FIs
- DII
- Global Int. Banks
- Capex LC

Note : 1. Cemindia Projects Ltd. (formerly known as ITD Cementation India Ltd.): the total shareholding stands at 67.46%. PSP Projects Ltd.: the total shareholding stands at 34.41%.| 2. Adani Environmental Resource Management Services Ltd. (additional company is being proposed) | O&M: Operations & Maintenance I HVDC: High voltage direct current I PSU: Public Sector Undertaking (Public Banks in India) I GMTN: Global Medium-Term Notes I SLB: Sustainability Linked Bonds I AEML: Adani Electricity Mumbai Ltd. I AIMSL : Adani Infra Mgt Services Pvt Ltd I IG: Investment Grade I LC: Letter of Credit I DII: Domestic Institutional Investors I COP26: 2021 United Nations Climate Change Conference I AGEL: Adani Green Energy Ltd. I NBFC: Non-Banking Financial Company I AIIL: Adani Infra (India) Ltd. | AOCC : Airport Operations Control Center

adani Gas

08b

About Total Group

A Global Integrated Energy Company

- TotalEnergies is a global integrated energy company that produces and markets energies: oil and biofuels, natural gas, biogas and low-carbon hydrogen, renewables and electricity.
- The company is committed to provide as many people as possible with energy that is more reliable, more affordable and more sustainable.
- TotalEnergies aims at placing Sustainability in all its dimensions at the heart of its strategy, its projects and its operations and at establishing the benchmark for endorsement of the Sustainable Development Goals.

Strengths

Our integrated business model

We are present across the entire value chain, from production to distribution

Our employees

100,000+ people representing 170 nationalities and 740+ professions
A diversity which is decisive for our competitiveness and attractiveness

Our global footprint

We are active in about 120 countries

FINANCIAL PERFORMANCE

$15.8 bn
Net Income in 2024 (TotalEnergies Share)

15.8%
Return on Equity -2024

OPERATIONAL PERFORMANCE

2,434 kboe/d Hydrocarbon production(1)	**41.1 TWh** Net power production(2)	**15.5 Mt** LNG production	**26 GW** Gross installed renewable power generation capacities(3)
2.8 Million Clients Gas	**6.1 Million** Clients Power	**39.8 Mt** LNG Sales	**62.3 GW** Gross renewable power generation capacity in development (GW)(3)

OUR 2030 OBJECTIVES

MORE ENERGY

+ 4%/year
energy production over the 2024-2030 period

>100 TWh
of electricity generation by 2030

1.5 Mt/year
of ***Sustainable Aviation Fuel*** (SAF) by 2030

LESS EMISSIONS

- 40%[1]
net reduction in our Scope 1+2 in 2030 vs. 2015. Already **-26%** in 2024, and **-36%** in O&G

- 25%
Lifecycle carbon intensity of energy products sold (**-16.5%** in 2024 vs 2015)[3]

>100 million
people supplied with Clean Cooking

(1) Company production = E&P production + Integrated LNG production.

(2) Solar, wind, hydroelectric and gas flexible capacities.

(3) Includes 20% of Adani Green Energy Ltd's gross capacity, 50% of Clearway Energy Group's gross capacity effective third quarter 2022, and 49% of Casa dos Ventos' gross capacity effective first quarter 2023.

Annexure

Infrastructure Update - incl. JV – IOAGPL : As on 31 Dec 2025

CNG Stations

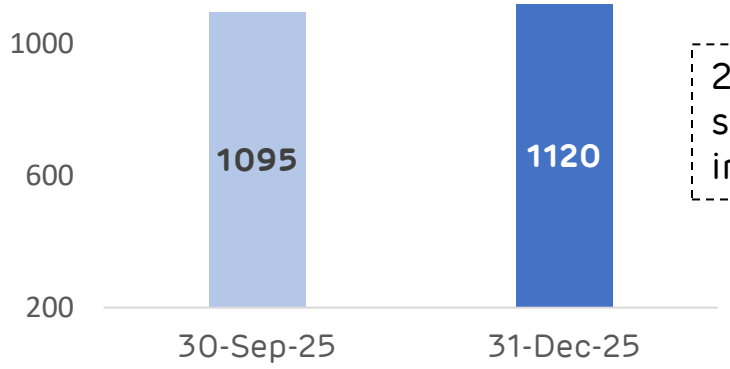

25 New CNG stations added in Q3FY26

Steel Network in Inch-Km

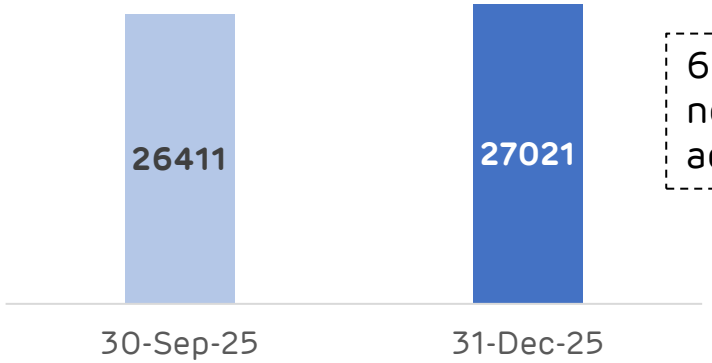

610 Steel IK network were added in Q3FY26

PNG Connections

No of Households (Lakhs)

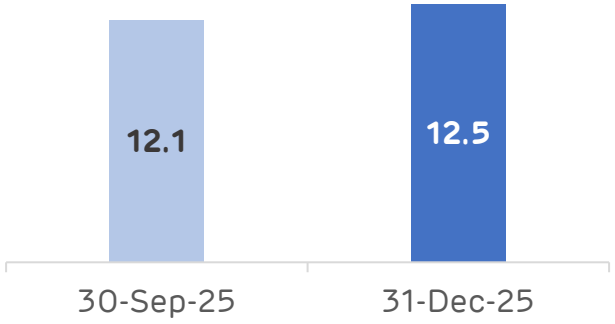

Addition of ~ 40k Domestic Connections in Q3FY26

No of Industrial Connections

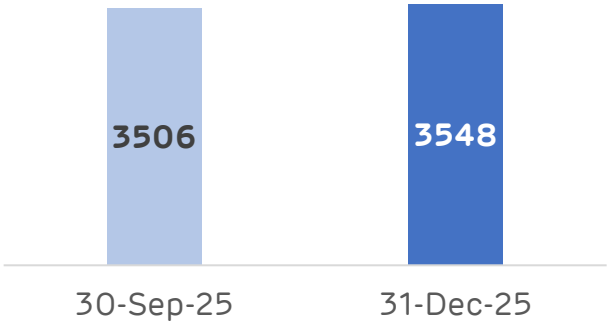

Addition of 42 Industrial Customers in Q3FY26

No of Commercial Connections

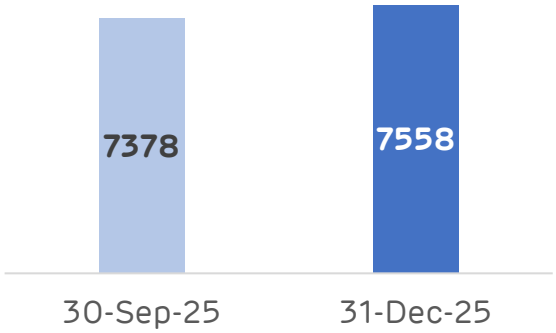

Addition of 180 Commercial Customers in Q3FY26

ATGL Key Financials : Income Statement Summary – Standalone (INR Cr)

Particulars	Quarter Ended			Nine months ended		Year Ended
	31-Dec-25	30-Sep-25	31-Dec-24	31-Dec-25	31-Dec-24	31-Mar-25
Revenue from Operations	**1631**	**1569**	**1397**	**4692**	**3950**	**5398**
Cost of goods sold	1165	1120	991	3334	2666	3680
Operating & other expenses	163	156	142	469	416	585
Total Expenditure	1328	1276	1133	3803	3082	4265
Op. EBIDTA	303	293	265	889	868	1133
Other Income	9	9	8	27	25	34
EBIDTA	**313**	**302**	**272**	**916**	**893**	**1167**
Interest Expenses	41	26	27	94	77	100
Depreciation & Amortization Expenses	60	59	52	173	146	198
Profit Before Tax	**212**	**217**	**193**	**649**	**670**	**868**
Total tax expense	55	55	50	168	171	220
Profit After Tax	**157**	**162**	**143**	**481**	**499**	**648**

ATGL Key Financials : Income Statement Summary – Consolidated (INR Cr)

Particulars	Quarter Ended			Nine months ended		Year Ended
	31-Dec-25	30-Sep-25	31-Dec-24	31-Dec-25	31-Dec-24	31-Mar-25
Revenue from Operations	**1639**	**1576**	**1401**	**4714**	**3958**	**5412**
Cost of goods sold	1167	1122	994	3340	2671	3685
Operating & other expenses	167	159	142	480	420	593
Total Expenditure	1334	1281	1136	3820	3091	4278
Op. EBIDTA	305	295	265	894	867	1133
Other Income	9	9	7	26	23	31
EBIDTA	**314**	**304**	**272**	**919**	**890**	**1164**
Interest Expenses	41	26	27	95	77	101
Depreciation & Amortization Expenses	62	62	53	180	150	204
PBT before share of profit from joint ventures	**211**	**216**	**191**	**645**	**662**	**860**
Share in Profit/ (Loss) from Joint Venture	2.7	2.9	1.1	9.8	8.8	15.0
Profit Before Tax	**214**	**219**	**192**	**655**	**671**	**875**
Total tax expense	55	55	50	168	171	220
Profit After Tax (Consolidated)	**159**	**163**	**142**	**487**	**500**	**654**

ATGL : List of Location

ATGL GAs

S.No.	Geographical Area	State
1	Ahmedabad City and Daskroi Area	Gujarat
2	Vadodara (part)	Gujarat
3	Surendranagar (EAAA)	Gujarat
4	Barwala & Ranpur Talukas	Gujarat
5	Navsari (EAAA) , Surat (EAAA), Tapi (EAAA) & the Dangs	Gujarat
6	Kheda (EAAA) & Mahisagar	Gujarat
7	Porbandar	Gujarat
8	Burhanpur, Khandwa, Khargone and Harda districts	Madhya Pradesh
9	Alirajpur, Nandurbar and Barwani districts	Maharashtra and Madhya Pradesh
10	Akola, Hingoli and Washim districts	Maharashtra
11	Balasore, Bhadrak & Mayurbhanj	Odisha
11	Amravati and Yavatmal districts	Maharashtra
12	Bhandara, Gondiya and Garchiroli districts	Maharashtra
13	Chittorgarh (Other than Rawatbhata) & Udaipur Districts	Rajasthan
14	Bilwara & Bundi Districts	Rajasthan
15	Nuh & Palwal	Haryana
16	Bhiwani, Charkhi Dadri & Mahendragarh Districts	Haryana
17	Faridabad	Haryana
18	Khurja	Uttar Pradesh
19	Jhansi (EAAA), Bhind, Jalaun, Lalitpur and Datia	Uttar Pradesh, Madhya Pradesh
20	Tikamgarh, Niwari, Chattarpur and Panna districts	Madhya Pradesh
21	Anuppur, Bilaspur and Korba	Madhya Pradesh, Chhattisgarh
22	Gumla, Latehar, Lohardaga, Simdega, Garhwa and Khunti districts	Jharkhand
23	Jashpur, Raigarh, Janjgir-Champa and Mahasamund districts	Chhattisgarh
24	Mungeli, Bemetara, Durg, Balod and Dhamtari districts	Chhattisgarh
25	Kabirdham, Raj Nandgaon and Kanker districts	Chhattisgarh
26	Kokrajhar, Dhubri, South SalmaraMankachar and Goalpara districts	Assam
27	Baksa, Barpeta, Bongaigaon, Chirang, Nalbari and Bajali districts	Assam
28	Nagaon, Morigaon, Hojai, Karbi Anglong and West Karbi Anglong districts	Assam
29	Koraput, Malkangiri, and Nabarangpur districts	Odisha
31	Cuddalore, Nagapatinam & Tiruvarur Districts	Tamil Nadu
32	Tiruppur District	Tamil Nadu
33	Udupi District	Karnataka
34	Jalandhar District	Punjab

IOAGPL GAs

S.No.	Geographical Area	State
1	Panchkula (EAAA), Sirmaur Districts, Shimla & Solan (EAAA) District	Haryana
2	Chandigarh	Chandigarh
3	Udham Singh Nagar	Uttarakhand
4	Panipat	Haryana
5	Allahabad (EAAA), Bhadohi & Kausambi Districts	Uttar Pradesh
6	Prayagraj	Uttar Pradesh
7	Bulandshahr (EAAA), Aligarh & Hathras Districts	Uttar Pradesh
8	Bulandshahar (Part)	Uttar Pradesh
9	Jaunpur and Ghazipur Districts	Uttar Pradesh
10	Gaya & Nalanda Districts	Bihar
11	Burdwan District	West Bengal
12	Dharwad	Karnataka
13	South Goa	Goa
14	Daman	Daman & Diu
15	Ernakulum	Kerala
16	Kozhikode & wayanad Districts	Kerala
17	Malappuram Districts	Kerala
18	Kannur, Kasargod & Mahe Districts	Kerala
19	Palakkad & Thrissur Districts	Kerala

Legal Disclaimer

Certain statements made in this presentation may not be based on historical information or facts and may be "forward-looking statements," including those relating to general business plans and strategy of Adani Total Gas Limited ("ATGL"), its future outlook and growth prospects, and future developments in its businesses and competitive and regulatory environment, and statements which contain words or phrases such as 'will', 'expected to', etc., or similar expressions or variations of such expressions. Actual results may differ materially from these forward-looking statements due to a number of factors, including future changes or developments in its business, its competitive environment, its ability to implement its strategies and initiatives and respond to technological changes and political, economic, regulatory and social conditions in India. This presentation does not constitute a prospectus, offering circular or offering memorandum or an offer, or a solicitation of any offer, to purchase or sell, any shares and should not be considered as a recommendation that any investor should subscribe for or purchase any of ATGL's shares. Neither this presentation nor any other documentation or information (or any part thereof) delivered or supplied under or in relation to the shares shall be deemed to constitute an offer of or an invitation by or on behalf of ATGL. ATGL, as such, makes no representation or warranty, express or implied, as to, and does not accept any responsibility or liability with respect to, the fairness, accuracy, completeness or correctness of any information or opinions contained herein. The information contained in this presentation, unless otherwise specified is only current as of the date of this presentation.

ATGL assumes no responsibility to publicly amend, modify or revise any forward-looking statements, on the basis of any subsequent development, information or events, or otherwise. Unless otherwise stated in this document, the information contained herein is based on management information and estimates. The information contained herein is subject to change without notice and past performance is not indicative of future results. ATGL may alter, modify or otherwise change in any manner the content of this presentation, without obligation to notify any person of such revision or changes. No person is authorized to give any information or to make any representation not contained in and not consistent with this presentation and, if given or made, such information or representation must not be relied upon as having been authorized by or on behalf of ATGL. This presentation is strictly confidential. This presentation does not constitute an offer or invitation to purchase or subscribe for any securities in any jurisdiction, including the United States. No part of its should form the basis of or be relied upon in connection with any investment decision or any contract or commitment to purchase or subscribe for any securities. None of our securities may be offered or sold in the United States, without registration under the U.S. Securities Act of 1933, as amended, or pursuant to an exemption from registration therefrom. This presentation is confidential and may not be copied or disseminated, in whole or in part, and in any manner. This presentation contains translations of certain Rupees amounts into U.S. dollar amounts at specified rates solely for the convenience of the reader.

Mr. Adish Vakharia
Investor Relations
Adish.Vakharia@adani.com
+91 79 6624 3070

Visit us at https://www.adanigas.com/ or

adani
Gas

THANK YOU