



April 27, 2026

BSE Limited
P J Towers,
Dalal Street,
Mumbai – 400001

National Stock Exchange of India Limited
Exchange plaza,
Bandra-Kurla Complex, Bandra (E)
Mumbai – 400051

Scrip Code: 542066

Scrip Code: ATGL

Dear Sir,

Sub: Submission of Media Release and Investor Presentation on Audited Financial Results (Standalone and Consolidated) for the quarter and year ended 31st March, 2026

In continuation of the outcome of Board Meeting dated April 27, 2026, we hereby submit:

1. Media Release dated April 27, 2026, on the Audited Financial Results (Standalone and Consolidated) for the quarter and financial year ended March 31, 2026 as **Annexure – "A"**.
2. Presentation on performance highlights of the Company for the Audited Financial Results (Standalone and Consolidated) of the Company for the quarter and financial year ended March 31, 2026 as **Annexure - "B"**.

The same is being uploaded on the Company's website at www.adanigas.com.

Kindly take the same on your records.

Thanking you,

Yours faithfully,

For Adani Total Gas Limited

ANIL RAMSAHAY
AGRAWAL
Digitally signed by ANIL
RAMSAHAY AGRAWAL
Date: 2026.04.27
19:32:04 +05'30'

Anil Agrawal
Company Secretary

Encl: a/a

Adani Total Gas Limited
(Formerly known as Adani Gas Ltd)
Crest 4-5, Inspire Business Park
Shantigram, Nr. Vaishnodevi Circle,
S.G.Highway, Ahmedabad – 382 421
Gujarat, India
CIN: L40100GJ2005PLC046553

Tel : +91 79 6624 3200
Fax: +91 79 2754 2988
investor.agl@adani.com
www.adanigas.com

Registered Office: "Adani Corporate House", Shantigram, Near Vaishno Devi Circle, S. G. Highway, Khodiyar, Ahmedabad - 382421

Media Release

Adani Total Gas Q4 & FY26 Results

ATGL Concludes Strong Q4 and FY26 with Robust Infrastructure Expansion, EBITDA and ESG Leadership

Sustained double-digit volume growth in FY26, up 14% YoY to 1,133 MMSCM and EBITDA of INR 1,225 crore, 5% increase YoY.

Q4 FY26 posts 13% YoY growth in volumes to 297 MMSCM and EBITDA to INR 310 crore

CNG network expanded to 705 stations

PNG connections reached ~1.1 million households

EV charging points scaled up to 5,100

ESG leadership strengthened through CareEdge and NSE sustainability upgrades

Commissioned additional 9 CGS and 1 LCNG plant in FY26, gasifying new Geographical Areas.

EDITOR'S SYNOPSIS

Operational Highlights Q4FY26 (Standalone):

- Combined CNG and PNG volume of **297 MMSCM**, **13%** increase Y-o-Y
- Increased CNG stations to **705** by adding **25** new stations
- Expanded PNG home connections to **10.99 lakh**, by adding **49,504** new households
- Increased Industrial & Commercial connections to **9965** with **214 new customers** added
- Completed cumulative ~ **15,572 Inch Km** of Steel Pipeline network

Pan India Footprint –Q4FY26 (With JV namely IOAGPL):

- Combined CNG and PNG volume of **433 MMSCM**, **15%** increase Y-o-Y
- Combined network of **1,169** CNG Stations, with **49** new stations added
- PNG home connections crossed **13.1 lakh**, touching over 5 million lives daily.
- Grew Industrial & Commercial connections to **11,529** by adding **429 new consumers**
- Completed cumulative **28,005 Inch Km** of Steel Pipeline network

Key Business updates

- Escalation of geopolitical tensions in West Asia since late Feb'26 disrupted energy supply chains across the globe and led to market volatility. This resulted in higher natural gas prices; supply chain challenges compounded with currency volatility which led to increase in overall gas procurement cost during the quarter. Despite these headwinds, ATGL ensured uninterrupted gas supply across all operating geographical areas and continued to deliver growth in volumes, revenues, and EBITDA.

- The Government of India took several prompt steps to ensure continuity of PNG and CNG supply to end consumers; like issuing Gazette Notifications for priority gas allocation to D-PNG and CNG consumers, defining approval timelines, uniform right-of-ways and pipeline norms, and encouraging PNG adoption where PNG network has been laid. These initiatives were well reciprocated by the State Governments.
- Additionally, PNGRB supported the segment further by keeping the Zone-1 tariff unchanged at INR 54 / MMbtu, which is applicable to priority segments of PNG (D) and CNG(T).

Adani TotalEnergies E-mobility Limited (ATEL)

- ATEL has now expanded its footprint to **5,100 installed EV Charge Points** across **26 states/UTs** and **226 cities**
- Installed capacity increases to **~54 MW**

Adani TotalEnergies Biomass Limited (ATBL)

- A total of **1654 MT** of CBG was sold in FY26, including 888 tons from our CBG DODO station.
- In FY26, Fermented Organic Manure (FOM) sales crossed **1,500+ Tons**; with Q4 sale is **50% higher** than the combined sale of all three quarters.

Financial Highlights Q4FY26 (ATGL Standalone) Y-o-Y:

- Revenue increased by **16%**, reaching **INR 1,696 Cr**
- Registered EBITDA growth of **13%**, to **INR 310 Cr**
- PAT for the quarter increased to **INR 156 Cr**, clocked **4%** growth

Consolidated Q4FY26 PAT

- Consolidated PAT increased by 9%, reaching **INR 168 Cr**

Financial Highlights FY26 (Standalone) Y-o-Y:

- Revenue increased by **18%**, reaching **INR 6415 Cr**
- EBITDA rose by **5%** to **INR 1225 Cr**
- PAT stood at **INR 637 Cr**

Consolidated FY26 PAT

- Consolidated PAT stands at **INR 656 Cr**

Ahmedabad, 27th April 2026: Adani Total Gas (ATGL), India's leading energy transition company, continues its mission of transforming India's energy landscape through extensive infrastructure development. Today, ATGL announced its operational, infrastructural and financial performance for the fourth quarter and financial year ended 31st March 2026.

“With resilient execution, underpinned by operational excellence and digital enablement, ATGL delivered strong double-digit growth in volumes and revenues, supported by steady EBITDA expansion. Despite

geopolitical disruptions from West Asia, elevated LNG prices, and currency volatility, our nimble and diversified sourcing strategy ensured uninterrupted gas supply. ATGL's focus remained on system stability, calibrated expansion with financial prudence, and long-term sustainability, strengthening consumer confidence and ensuring operational excellence. We continued to scale our clean energy infrastructure across CNG, PNG, and e-mobility, with EV charge points crossed the 5,100 mark. During the period, we strengthened our ESG performance through improved sustainability ratings, reinforcing ATGL's position among leading ESG performers in its peer group.

“Aligned with India’s vision to raise natural gas to 15% of the energy mix by 2030, ATGL is well positioned to support the country’s transition to a gas-based and cleaner energy economy” – **Suresh P. Manglani, CEO & ED, ATGL**

Standalone Operational and Infrastructural Highlights:

Operational Performance							
Particulars	UoM	FY26	FY25	% Change YoY	Q4 FY26	Q4 FY25	% Change YoY
Sales Volume	MMSCM	1133	993	14%	297	263	13%
CNG Sales	MMSCM	782	663	18%	207	177	17%
PNG Sales	MMSCM	351	330	6%	91	87	5%

Infrastructure Performance				
Particulars	UoM	As on 31 Mar' 26	FY26 Additions	Q4 Additions
CNG Stations	Nos.	705	58	25
MSN (IK)	Nos.	15,572	1,800	710
Domestic-PNG	Nos.	10,99,669	1,37,001	49,504
Commercial -PNG	Nos.	6,884	543	170
Industrial-PNG	Nos.	3,081	123	44

Operations Commentary – Q4FY26

- CNG Volume increased by **17% Y-o-Y** on account of CNG network expansion across multiple Geographical Areas (GAs)
- ~11 lakhs homes are now connected with Piped Natural gas
- With addition of new PNG connections, PNG Volume has increased by **5% Y-o-Y**
- Overall volume has increased by **13% Y-o-Y**

Standalone Financial Highlights:

Financial Performance							
Particulars	UoM	FY26	FY25	% Change YoY	Q4 FY26	Q4 FY25	% Change YoY
Revenue	INR Cr	6,415	5,432	18%	1,696	1,457	16%
Cost of Natural Gas	INR Cr	4,533	3,680	23%	1,199	1,015	18%
Gross Profit	INR Cr	1,882	1,751	7%	497	442	12%
EBITDA	INR Cr	1,225	1,167	5%	310	274	13%
Profit Before Tax	INR Cr	863	868	-1%	214	198	8%
Profit After Tax	INR Cr	637	648	-2%	156	149	4%

Results Commentary Q4 FY26

- Revenue from operations rose by **16%** on account of higher volume
- With lower allocation of APM gas to CNG segment, higher HH prices, higher spot prices due to geopolitical tension, the cost of Natural gas rose by 18%.
- During the quarter, APM allocation for CNG segment reduced to **~36%** from 41% from last quarter, the balance was met with existing contracts and Spot procurement.
- ATGL took a calibrated approach in passing the higher gas cost to ensure volume growth does not get impacted.
- EBITDA increased by **13%** Y-o-Y to INR 310 Crs.
- PBT and PAT increased by **8%** and **4%** to INR 214 Crs and INR 156 Crs respectively.

Key ESG Highlights

- CareEdge ESG scored ATGL at **83.3** out of 100; Score places ATGL among the best performing companies within its peer group
- NSE Sustainability ratings and Analytics scored ATGL at **73** increased from 67 earlier.

Awards and Accolades

- **OHSSAI India Recognition:** ATGL's HSE team was felicitated by OHSSAI India for outstanding excellence in **Health, Safety, Environment (HSE) and ESG performance**.
- **Innovation in EHS & Fire Security by IBC:** ATGL was conferred the **Agni Suraksha Puraskar** by **the** International Business Conference in recognition of its innovative EHS practices and successful implementation of high-impact fire and safety initiatives.



Gas

- **National Process Safety Honours 2026:** ATGL was awarded 'Excellence in City Gas Distribution' for consistently demonstrating leadership in process safety, industrial integrity, and safety performance within the private sector.

About Adani Total Gas

Given its gas distribution, ATGL is authorised in 34 Geographical Areas and plays a significant role in the nation's efforts to enhance the share of natural gas in its energy mix. Of the 53 GAs, 34 are owned by ATGL and the balance 19 GAs are owned by Indian Oil-Adani Gas Private Limited (IOAGPL) – a 50:50 joint venture between Adani Total Gas Limited and Indian Oil Corporation Limited. Further, ATGL has formed 2 wholly owned subsidiaries namely Adani TotalEnergies E-Mobility Ltd (ATEL) and Adani TotalEnergies Biomass Ltd (ATBL) for its E-Mobility and Biomass Business respectively. ATGL has also formed a 50:50 joint venture, namely Smart Meter Technologies Private Limited for its gas meter manufacturing business.

For more information, please visit <https://www.adanigas.com/>

For Media Queries:

Roy Paul | roy.paul@adani.com

For Investor Queries:

Adish Vakharia | Adish.vakharia@adani.com

STRENGTH
WITH
RESILIENCE

Adani Total Gas Limited

CGD | e-Mobility | Biomass

12M & Q4FY2026

Earnings Presentation



Compressed
Natural Gas



Piped
Natural Gas



LNG for Transport
and Mining



EV Charging



Biomass
(Compressed Biogas
and Organic Fertiliser)

Contents

ATGL at a glance....

01 ATGL: Promoter's Overview

01.a Adani Portfolio

01.b TotalEnergies

02 Executive Summary

03 Operational and Financial Performance

04 Sustainable Business Update

05 ESG Update

06 Rationale for Investment

07 Digitization and Customer Delight

Annexures



ATGL at a glance.....

City Gas Distribution

53

Geographies

125 district

14% population covered

~28,000

Inch-KM

Steel Pipeline

1169

CNG Stations

(Across 53 GAs)

1.3mn+

PNG Connections

(Domestic + I&C)

Includes infrastructure numbers of JV IOAGPL.

New Age Energy Solutions

E-Mobility

5100

Charge Points

4265 Operational

~54MW

Installed

Capacity

Spread Across **26 states and UTs** and **225 cities**



Biogas

7.5 MTD


Peak CBG Production

225 TPD feedstock processing capacity



01

ATGL: Promoter's Overview

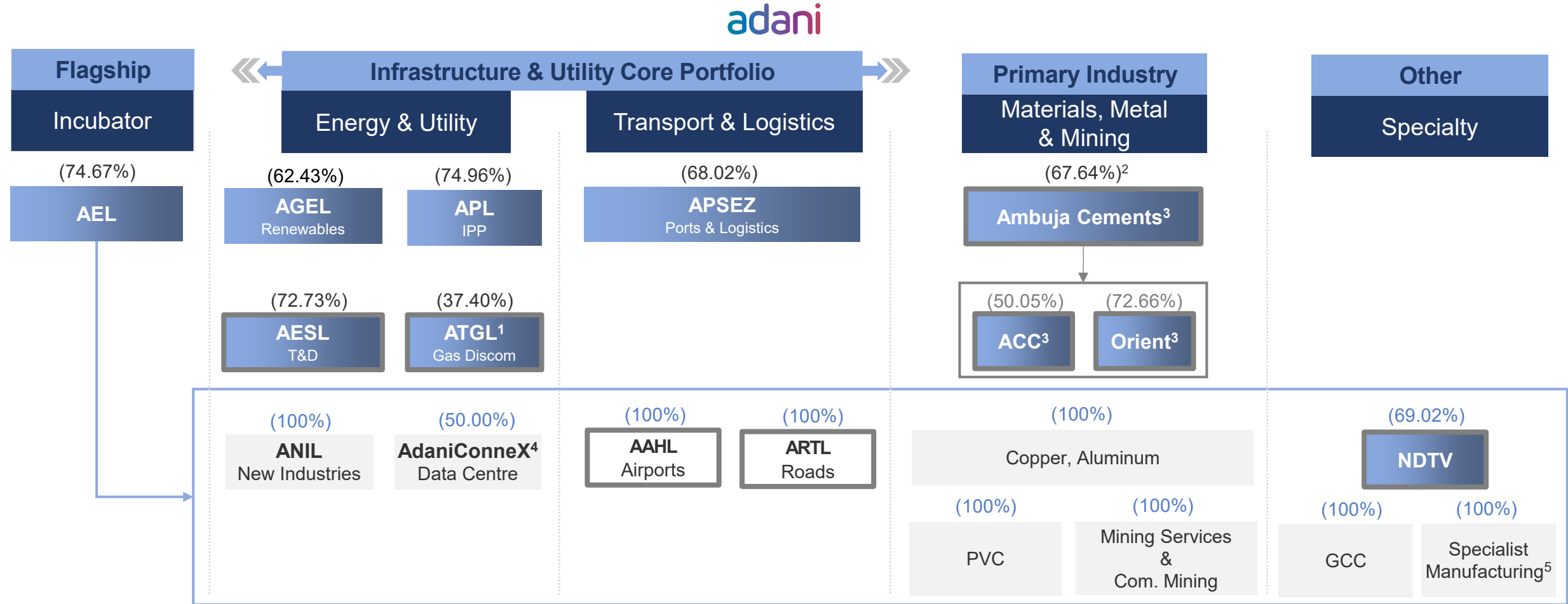




01a

About Adani Group

Adani Portfolio: A World Class Infrastructure & Utility Portfolio



(%): Adani Family equity stake in Adani Portfolio companies (%): AEL equity stake in its subsidiaries (%): Ambuja equity stake in its subsidiaries **Listed cos** **Direct Consumer**

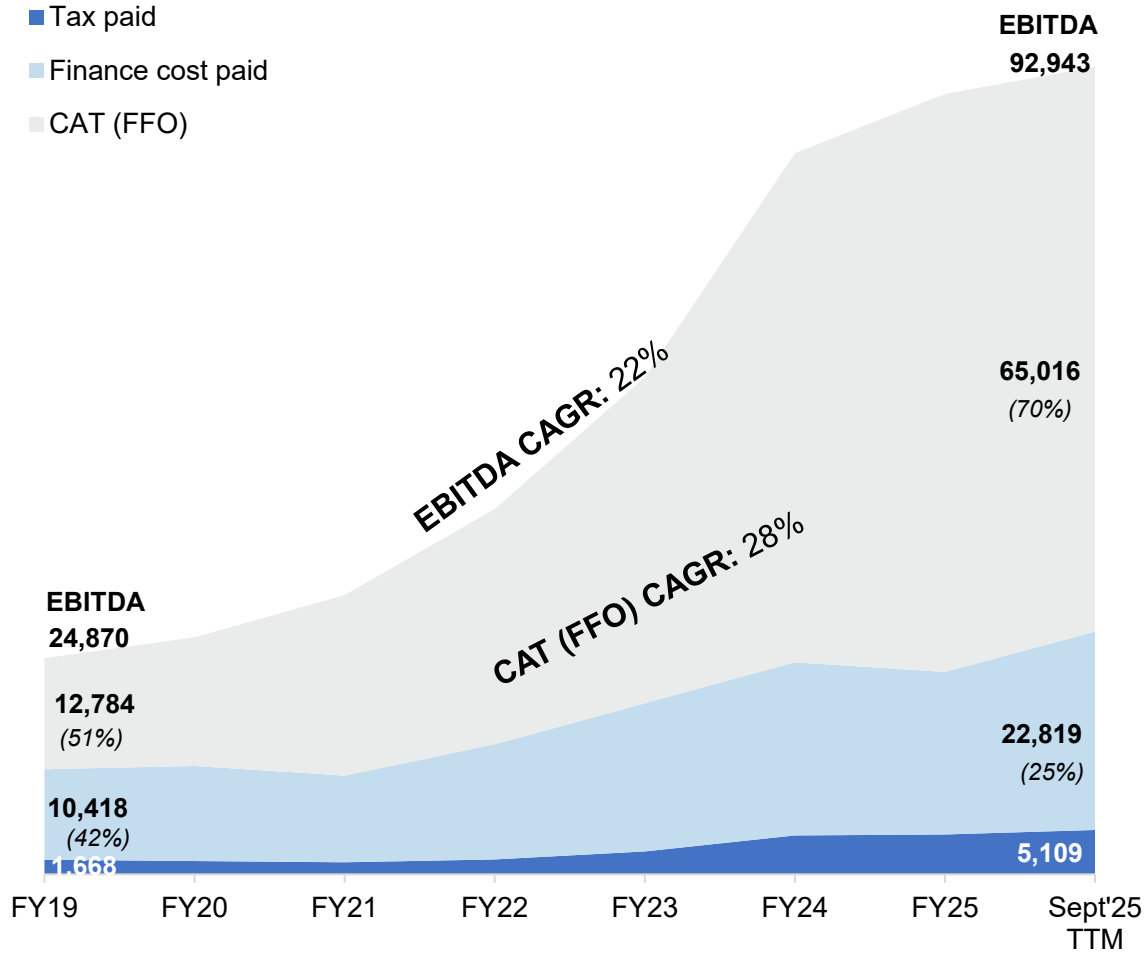
A multi-decade story of high growth centered around infrastructure & utility core

1. ATGL: Adani Total Gas Ltd, JV with Total Energies | 2. Ambuja Cement's shareholding does not include Global Depository Receipt of 0.04% but includes AEL shareholding of 0.35% received as part of the consideration against transfer of Adani Cementation Limited as per NCLT order dated 18th July'25 | 3. Cement includes 67.64% (67.68% on Voting Rights basis) stake in Ambuja Cements Ltd. as on 31st March'26 which in turn owns 50.05% in ACC Limited. Adani directly owns 6.64% stake in ACC Limited & Ambuja Cements Ltd. holds 72.66% stake in Orient Cement Ltd. With the effect from 12th March'26, Sanghi Industries Ltd. has been merged into Ambuja Cements Ltd. as per NCLT order dated 9th February'26. On 10th April'26, Ambuja issued 1,29,93,708 equity shares to the eligible shareholders of Sanghi. Accordingly, Promoters Shareholdings in Ambuja stands revised to 67.29% (67.33% on voting rights basis) w.e.f. 10th April'26 | 4. Data center, JV with EdgeConnex | 5. Includes the manufacturing of Defense and Aerospace Equipment | AEL: Adani Enterprises Limited | APSEZ: Adani Ports and Special Economic Zone Limited | AESL: Adani Energy Solutions Limited | T&D: Transmission & Distribution | APL: Adani Power Limited | AGEL: Adani Green Energy Limited | AAHL: Adani Airport Holdings Limited | ARTL: Adani Roads Transport Limited | ANIL: Adani New Industries Limited | IPP: Independent Power Producer | NDTV: New Delhi Television Ltd | PVC: Polyvinyl Chloride | GCC: Global Capability Centre | Promoter's holdings are as on 31st March, 2026.

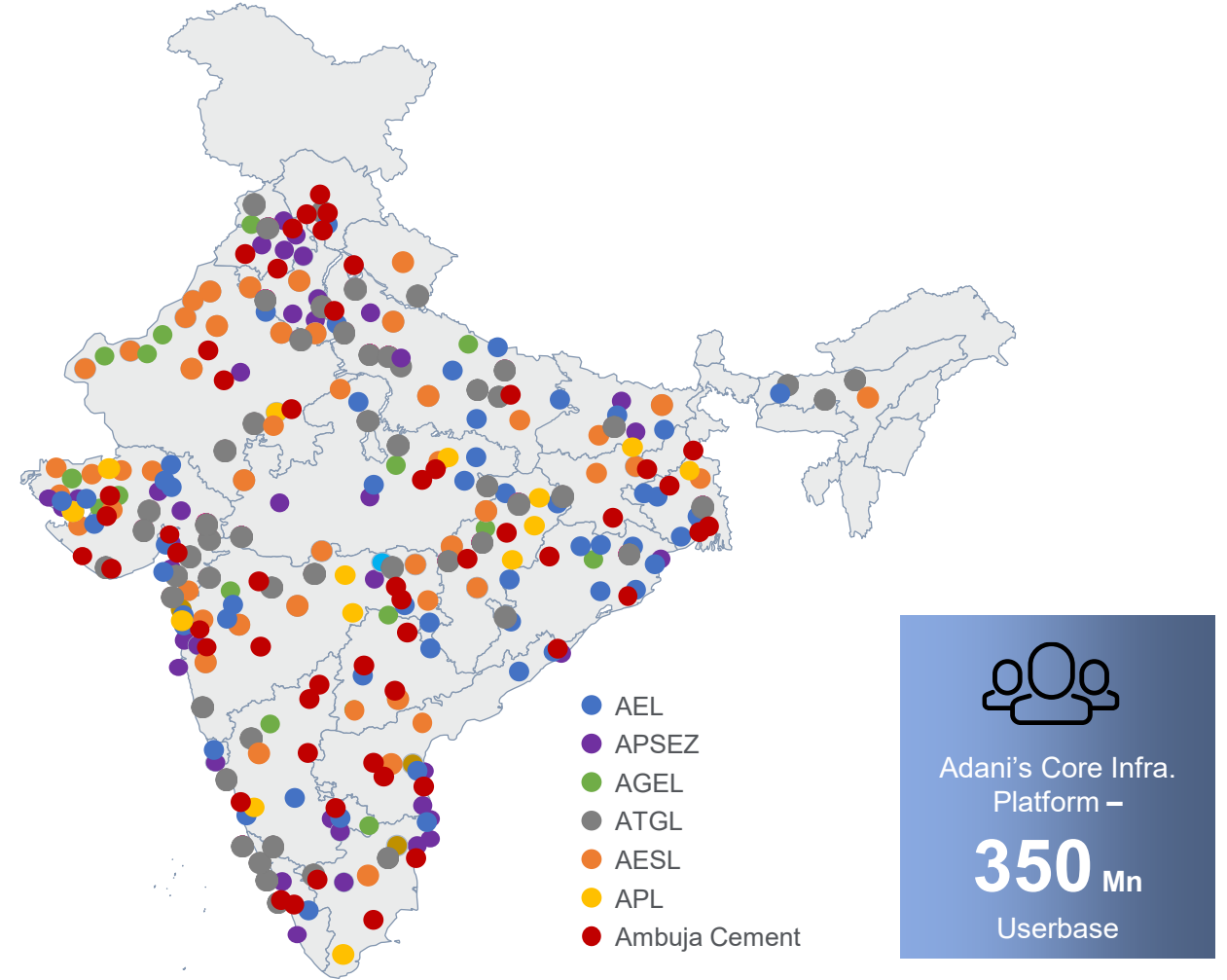
Adani Portfolio: Best-in class growth with national footprint

All figures in INR cr

Predictable, high and rising free cash flow



National footprint with deep coverage

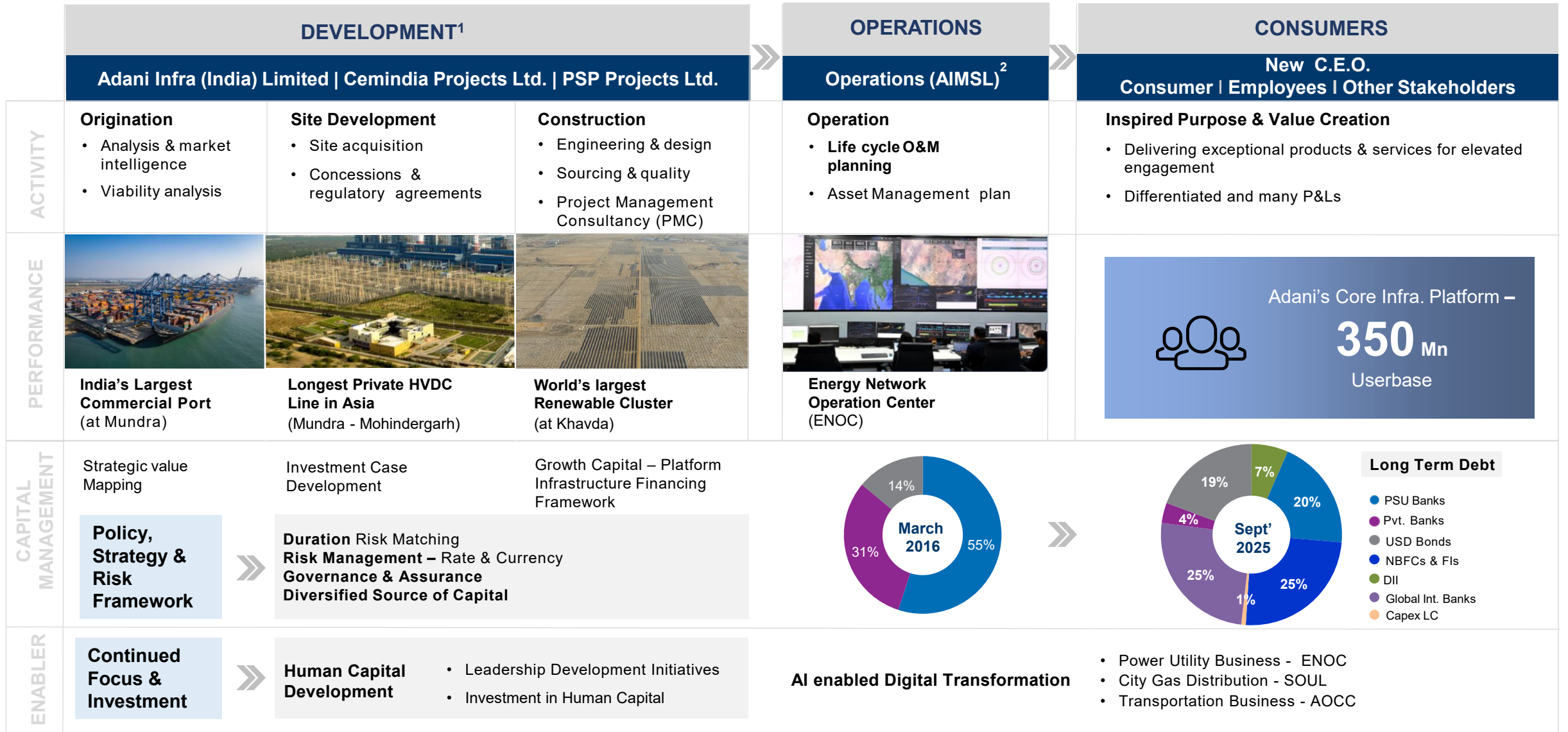


Adani's Core Infra. Platform –

350 Mn
Userbase

EBITDA: Earning before Interest Tax Depreciation & Amortization | EBITDA: PAT + Share of profit from JV + Tax + Deferred Tax + Depreciation + Finance Cost + Forex Loss / (Gain) + Exceptional Items | FFO: Fund Flow from Operations | FFO : EBITDA – Actual Finance cost paid (excl. Capitalized Interest, incl. Int. on Lease Liabilities)– Tax Paid | AEL: Adani Enterprises Limited | APSEZ: Adani Ports and Special Economic Zone Limited | AGEL: Adani Green Energy Limited | ATGL: Adani Total Gas Limited | AESL: Adani Energy Solutions Limited | APL: Adani Power Limited

Adani Portfolio: Repeatable, robust & proven transformative model of investment



Note : 1. Cemindia Projects Ltd. (formerly known as ITD Cementation India Ltd.): the total shareholding stands at 67.46%. PSP Projects Ltd.: the total shareholding stands at 34.41%.| 2. Adani Environmental Resource Management Services Ltd. (additional company is being proposed) | O&M: Operations & Maintenance | HVDC: High voltage direct current | PSU: Public Sector Undertaking (Public Banks in India) | GMTN: Global Medium-Term Notes | SLB: Sustainability Linked Bonds | AEML: Adani Electricity Mumbai Ltd. | AIMSL : Adani Infra Mgt Services Pvt Ltd | IG: Investment Grade | LC: Letter of Credit | DII: Domestic Institutional Investors | COP26: 2021 United Nations Climate Change Conference | AGEL: Adani Green Energy Ltd. | NBFC: Non-Banking Financial Company | AIIL: Adani Infra (India) Ltd. | AOCC : Airport Operations Control Center



01b

About Total Group

- TotalEnergies is a global integrated energy company that produces and markets energies: oil and biofuels, natural gas, biogas and low-carbon hydrogen, renewables and electricity.
- The company is committed to provide as many people as possible with energy that is more reliable, more affordable and more sustainable.
- TotalEnergies aims at placing Sustainability in all its dimensions at the heart of its strategy, its projects and its operations and at establishing the benchmark for endorsement of the Sustainable Development Goals.



OIL



NATURAL
GAS



ELECTRICITY



HYDROGEN



BIOMASS



WIND



SOLAR

Our integrated business model

We are present across the entire value chain, from production to distribution

Our employees

100,000+ people representing 170 nationalities and 740+ professions
A diversity which is decisive for our competitiveness and attractiveness

Our global footprint

We are active in about 120 countries
800 production sites worldwide.

FINANCIAL PERFORMANCE

\$15.8 bn

Net Income in 2024
(TotalEnergies Share)

15.8%

Return on Equity -2024

OPERATIONAL PERFORMANCE

2,434 kboe/d



Hydrocarbon production⁽¹⁾

41.1 TWh



Net power production⁽²⁾

15.5 Mt



LNG production

26 GW



Gross installed renewable power generation capacities⁽³⁾

2.8 Million



Clients Gas

6.1 Million



Clients Power

39.8 Mt



LNG Sales

62.3 GW



Gross renewable power generation capacity in development (GW)⁽³⁾

OUR 2030 OBJECTIVES

MORE ENERGY

+ 4%/year
energy production over the 2024-2030 period



LESS EMISSIONS

- 40%¹
net reduction in our Scope 1+2 in 2030 vs. 2015. Already **-26%** in 2024, and **-36%** in O&G



>100 TWh
of electricity generation by 2030



- 25%
Lifecycle carbon intensity of energy products sold (**-16.5%** in 2024 vs 2015)³



1.5 Mt/year
of *Sustainable Aviation Fuel* (SAF) by 2030



>100 million people supplied with Clean Cooking



(1) Company production = E&P production + Integrated LNG production.

(2) Solar, wind, hydroelectric and gas flexible capacities.

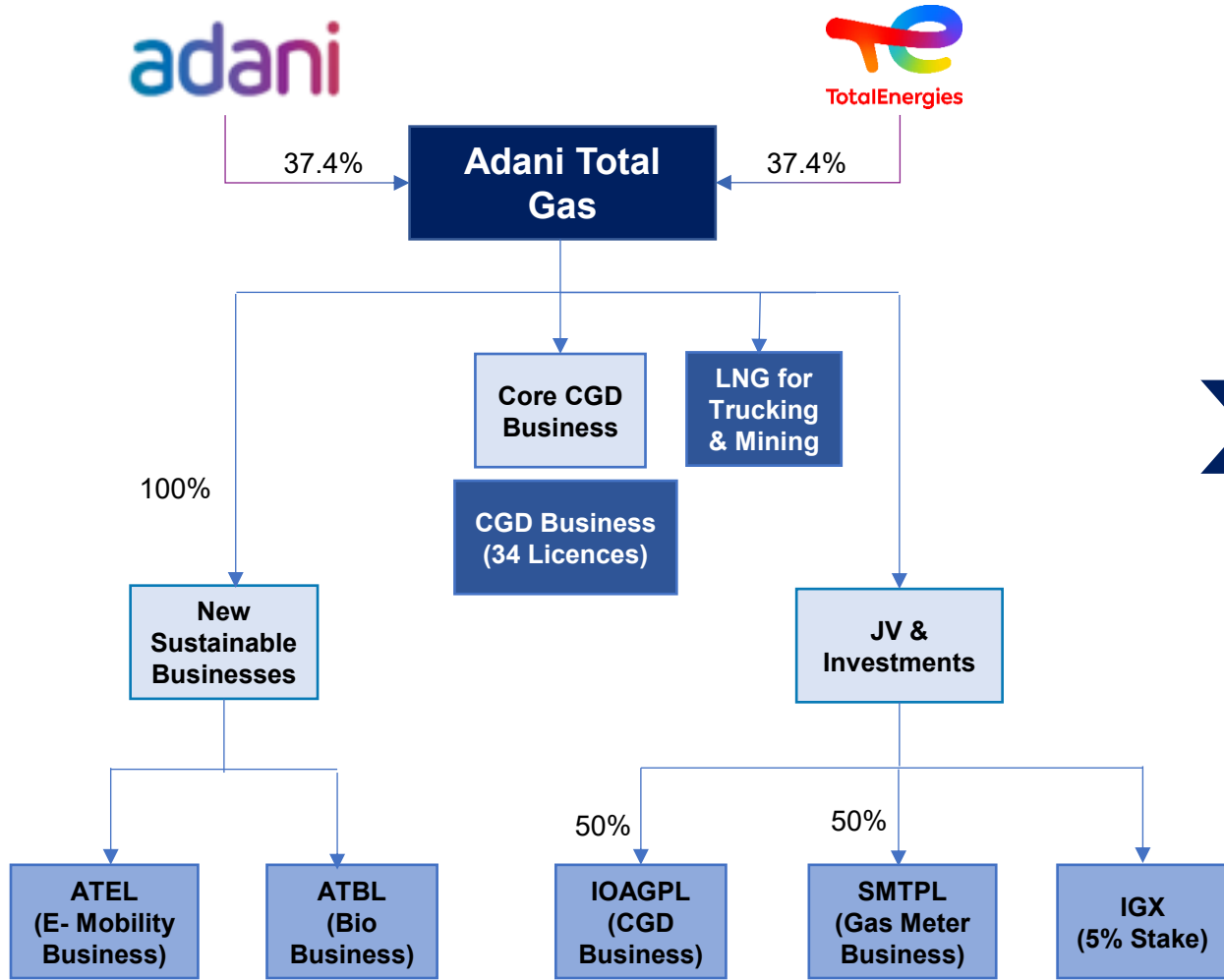
(3) Includes 20% of Adani Green Energy Ltd's gross capacity, 50% of Clearway Energy Group's gross capacity effective third quarter 2022, and 49% of Casa dos Ventos' gross capacity effective first quarter 2023.

02

ATGL – Executive Summary



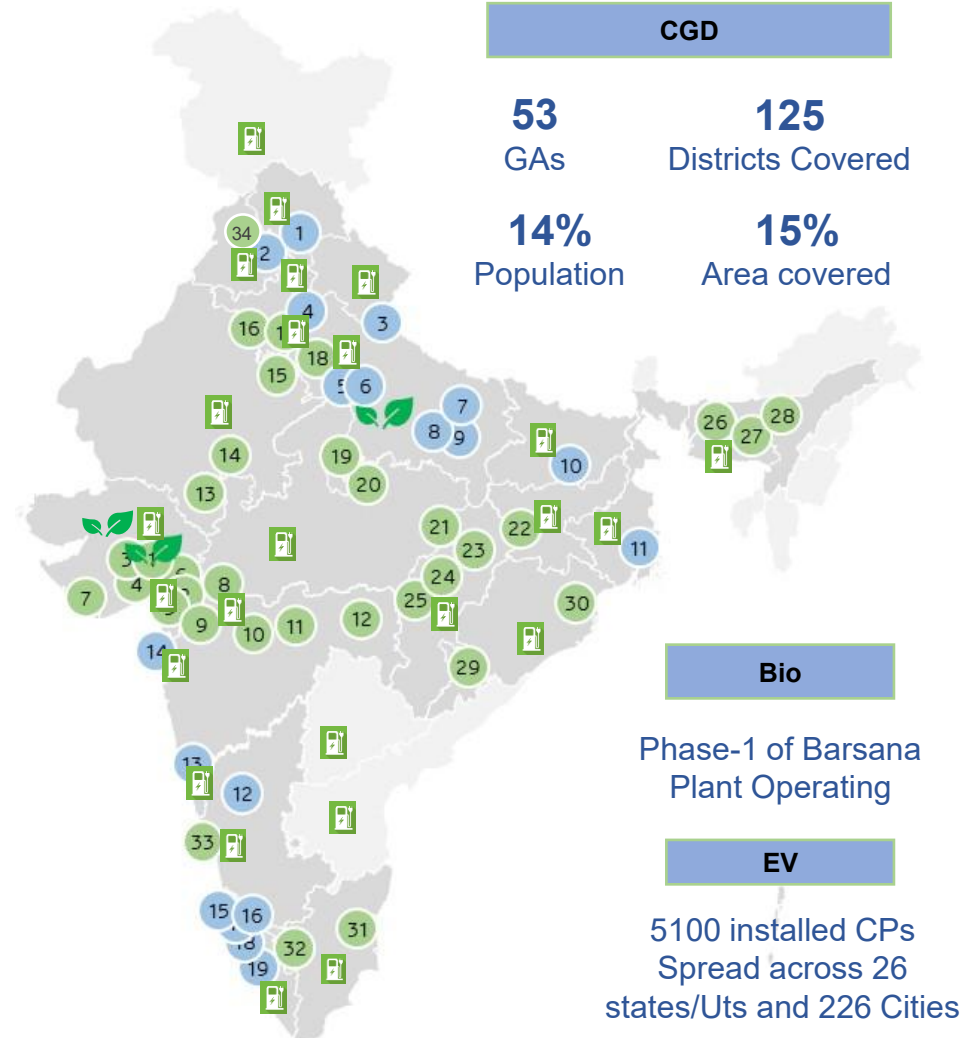
Business Structure



ATGL – Diversified Energy Platform for meeting consumers requirement

GA : Geographical Area

ATGL Presence



Please refer annexure for list of all GAs

■ ATGL Existing GA
 ● IOAGPL GA
 🔌 EV Charging
 🌿 BioGas Project

ATGL : Operational and Financial Highlights – FY26

Financial Highlights

₹ **6415 Cr**

Total Revenue

▲ 18% YoY

₹ **1225 Cr**

EBITDA

▲ 5% YoY

₹ **863 Cr**

PBT

▼ 1% YoY

₹ **637 Cr**

PAT

▼ 2% YoY

₹ **924 Cr**

Cash Profit

▲ 3% YoY

Operational Highlights

Total Volumes
1,133 mmscm

Up by **14%** YoY supported by CNG volumes

CNG Stations
705

Added **58** CNG stations YoY

Steel pipeline at
15,572 Inch-Km

Added **1,800** Inch Km steel pipeline

PNG Home-connections at
~1.1 mn+

1.37 lacs new homes connected to PNG

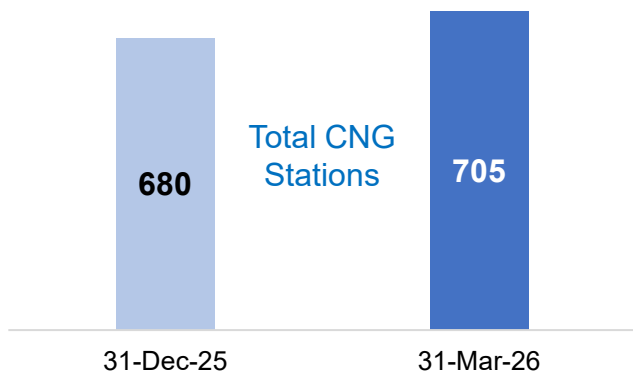
PNG Industrial & Commercial at
9,965

Added **666** connections

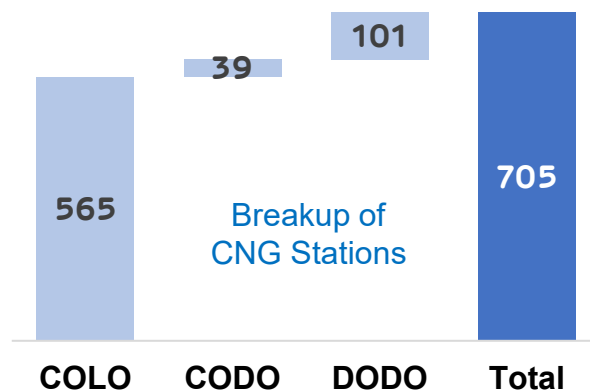
03

ATGL – Operational and Financial Performance – FY26



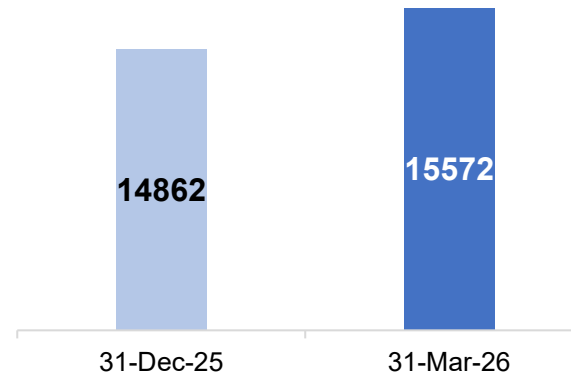


- 25 CNG station added in Q4FY26
- 58 CNG station added in FY26



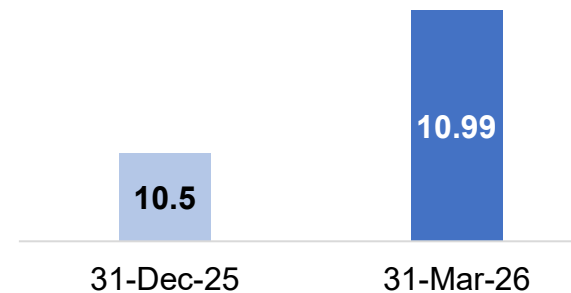
- 16 DODO and 1 CODO added in FY26

DODO – Dealer Owned Dealer Operated
 COLO - Co-Located
 CODO - Company Owned Dealer Operated



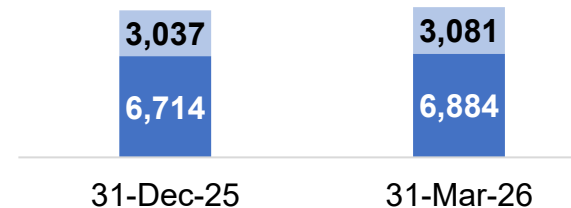
710 IK & 1800 IK pipeline added in Q4FY26 & FY26 respectively

Values in Inch-KM



Addition of 49,504 & 1.37 lacs Domestic Connections in Q4FY26 and FY26 respectively

No of Households (Lakhs)



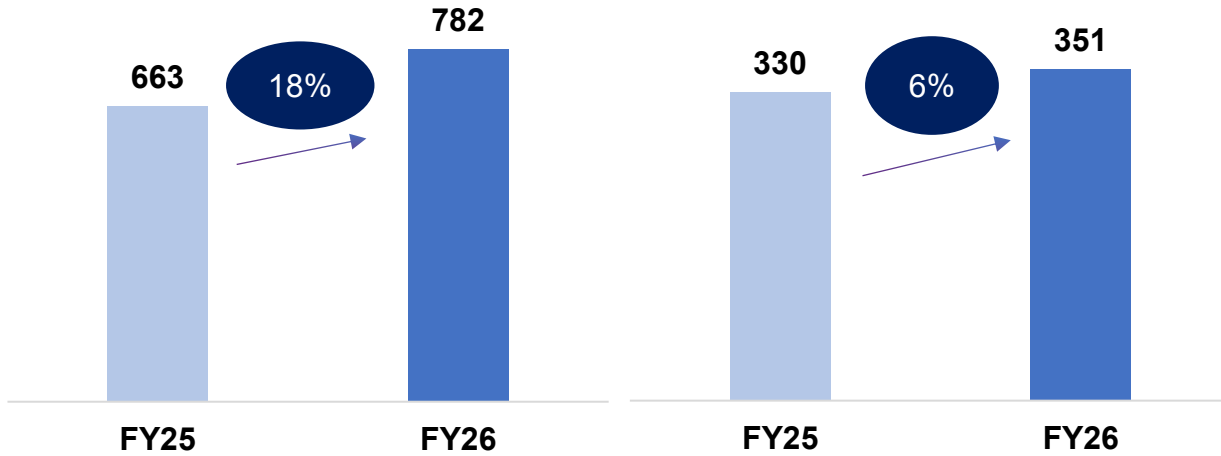
Addition of 214 I&C Connections in Q4FY26

■ Commercial ■ Industrial

Volume (MMSCM)

CNG

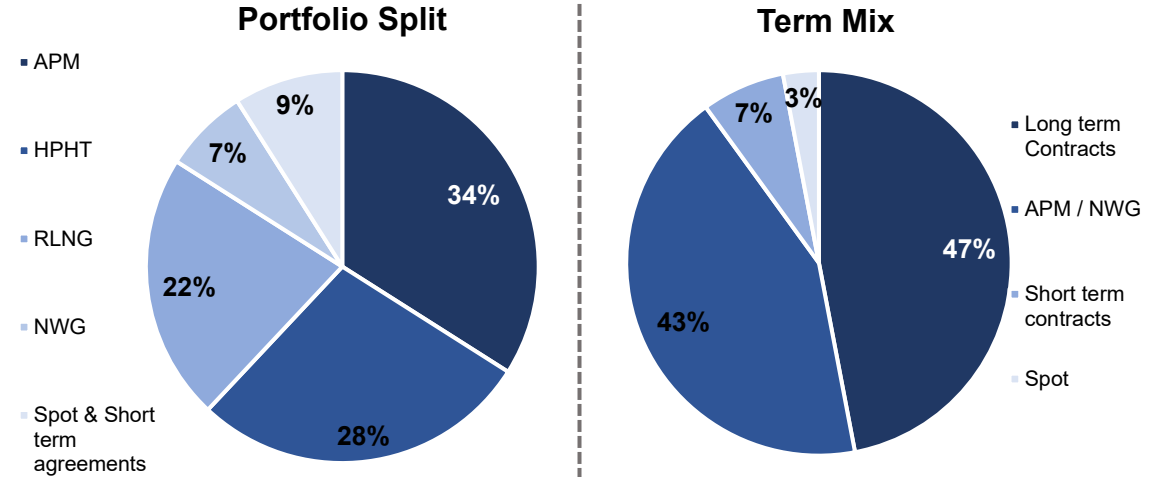
PNG



CNG Volume has increased by **18%** Y-o-Y on account of CNG network expansion across multiple GAs

With addition of new Domestic & Commercial connections PNG Volume increased by **6%**

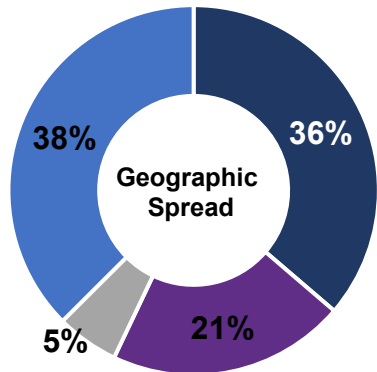
Gas Sourcing Mix



APM+NWG Allocation
41%

Long term Contracts
47%

APM Shortfall CNG
60%



■ Ahmedabad ■ Faridabad ■ Vadodara & Khurja ■ New GAs

- ✓ Registered growth in new GA volumes at **1.16 mmscmd** from 0.88 mmscmd in FY25
- ✓ Volume mix for new GAs improved to **38%** from 32% in FY25.

- **Short-term spot sourcing:** leveraged the falling market through 1–2 months RFPs and opportunistic IGX purchases to manage demand–supply gaps at lower prices.
- **Costs were optimized** by strategically avoiding high-priced HH volumes in the month of Jan'26-Feb'26.

ATGL's resilient response West Asia supply crisis

Short-term and spot gas volumes

were proactively sourced, optimizing the supply mix and ensuring demand fulfillment across customer segments post-curtailment.

Industrial volumes

were temporarily curtailed in a calibrated and transparent manner, reflecting prudent operational management.

Gas costs passed through in Calibrated manner

with an Excess Gas Price introduced for volumes beyond the curtailment threshold

Deployment of additional resources to key GAs

to accelerate project execution, supported by advance material readiness and parallel service scaling.

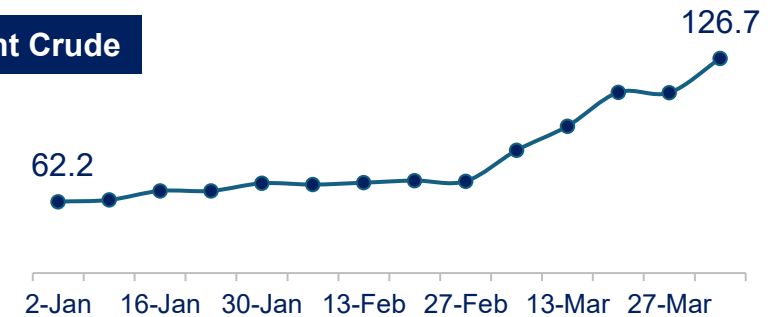
Managed a ~3x surge in enquiries

through rapid scaling of front-office and call-center capacity, proactive customer outreach via doorstep support and targeted digital communication,

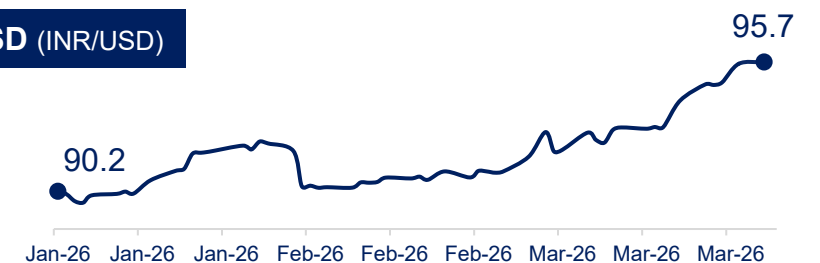
West Asia Crisis Update

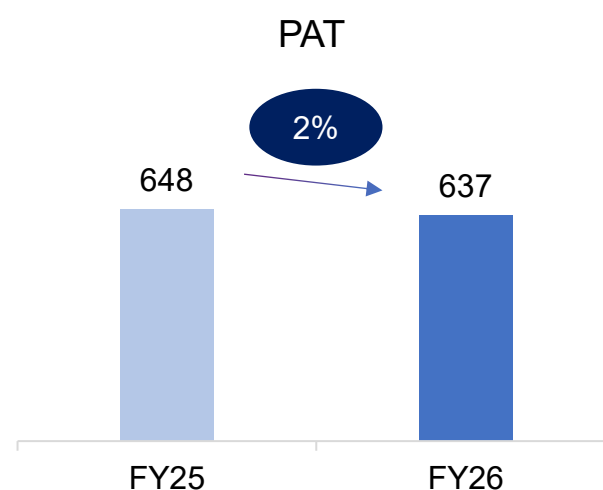
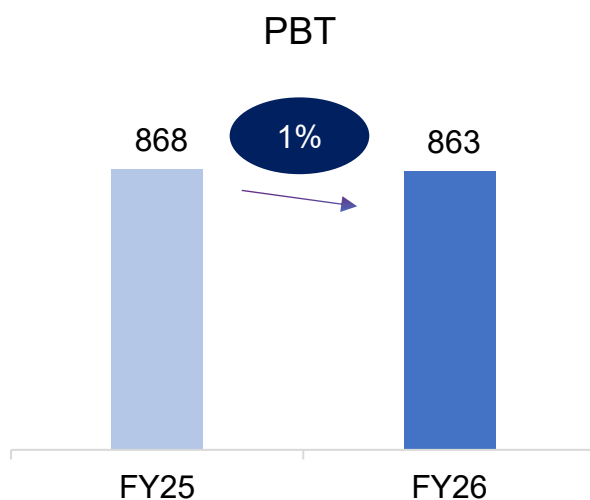
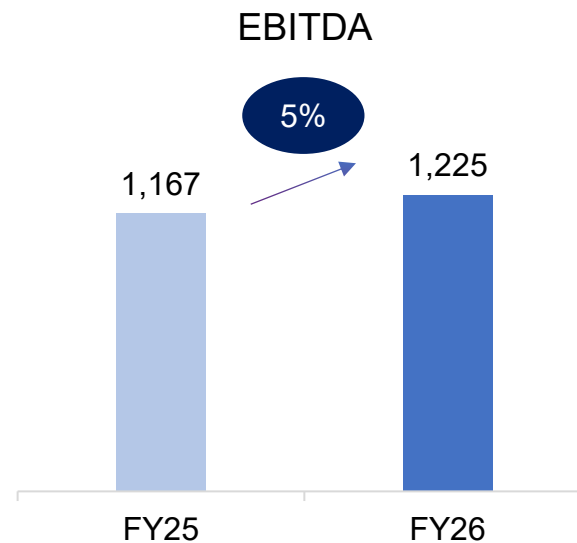
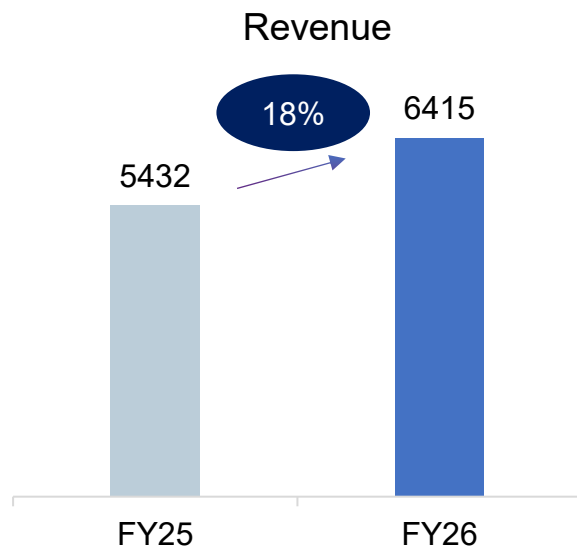
- **Global LNG supply** shock reduced Mar-26 LNG imports by ~16% YoY, and sharply increased sourcing costs amid LNG supply constraint due to closure of strait of Hormuz led to higher benchmark prices and ~5% INR depreciation.
- **Timely Regulatory interventions**, with Gol enabling priority gas allocation under the Natural Gas Supply Order, defining approval timelines, introducing uniform **ROW and pipeline norms**, keeping Zone-1 tariff unchanged and stronger consumer-protection measures to encourage PNG access where PNG networks are matured.

Brent Crude



USD (INR/USD)



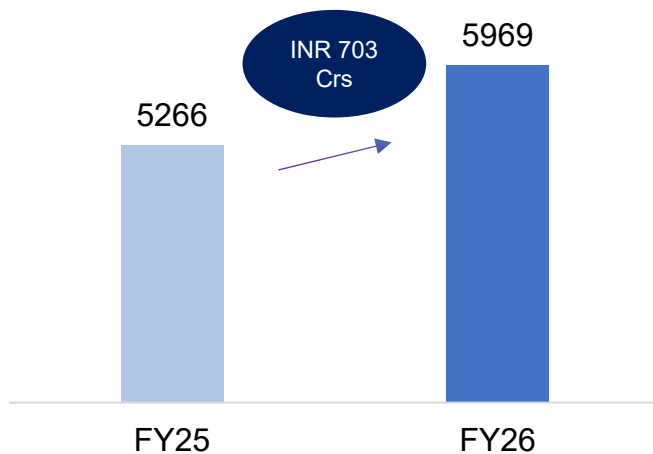


Y-o-Y Comparison

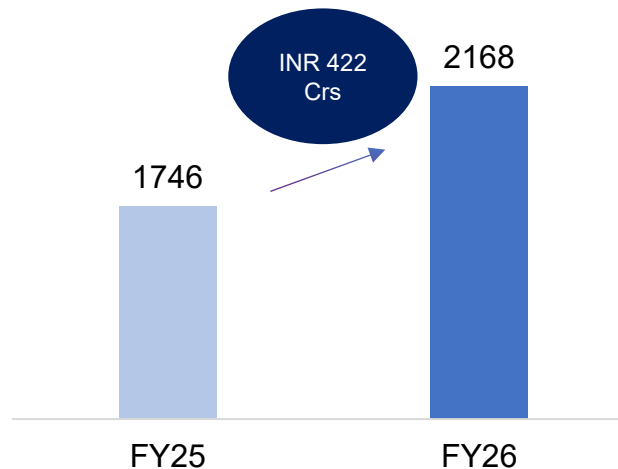
- Revenue from operations rose by **18%** on account of higher volume preliminary on CNG segment.
- Gas cost rose by **~23%**, driven by lower APM & NWG allocations, higher **HH-linked RLNG** prices, and an **increase in the USD-INR** exchange rate.
- APM and NWG prices softened due to decrease in crude in Jan-Feb'26 and higher spot gas prices due to geopolitical tension in Mar'26
- ATGL strengthened sourcing efficiency by shifting part of HH-linked volumes to brent linked RLNG and spot contracts, mitigating the impact of higher HH prices
- Despite these cost challenges, ATGL reported **growth** in Revenue and EBITDA, supported by a strategic and diversified gas procurement approach
- Subsequently PBT and PAT slightly declined by **1%** and **2% Y-o-Y** respectively.

All Fig in INR Crs

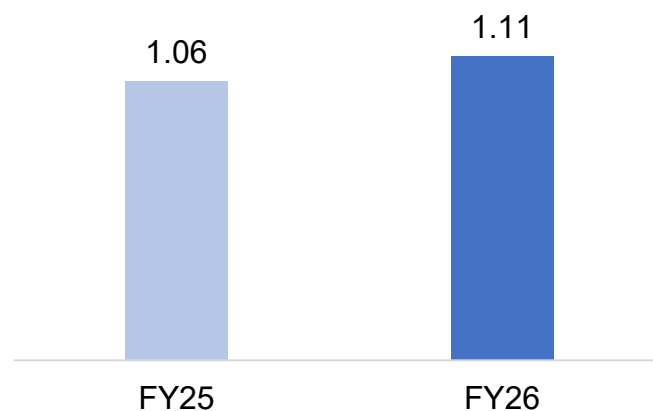
Net Fixed Assets



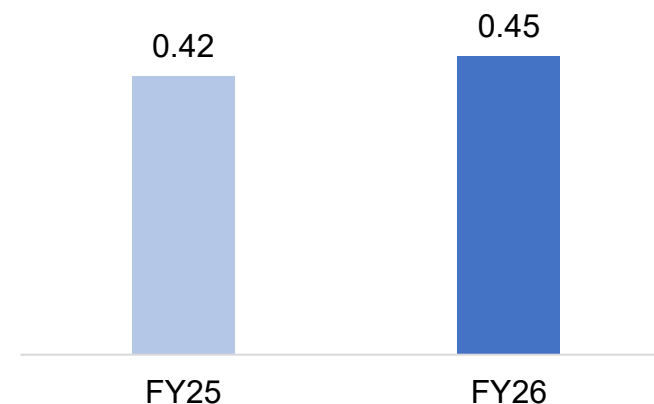
Gross Debt



Net Debt to EBITDA



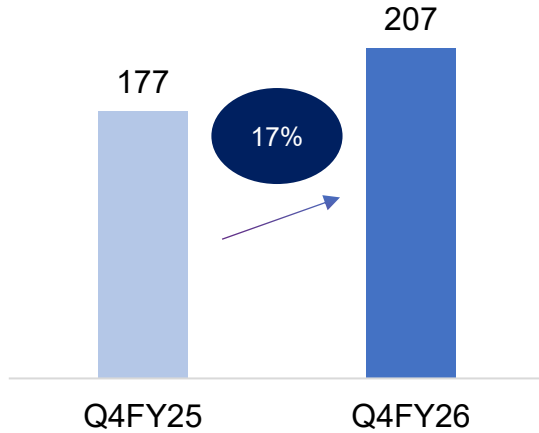
Debt to Equity



- ATGL continues to grow its infrastructure asset base and has added over **INR 703 Crs** to **INR 5969 Crs** while debt has increased by **INR 422 Crs**
- ATGL has a Healthy Balance Sheet with Net Debt to EBITDA at **1.11x**
- ATGL is rated **AA+ (stable)** from three credit rating agencies; CARE, CRISIL and ICRA

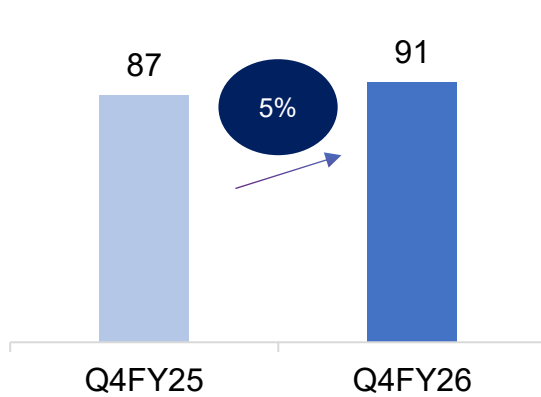
All Fig in INR Crs

Volume in MMSCM CNG



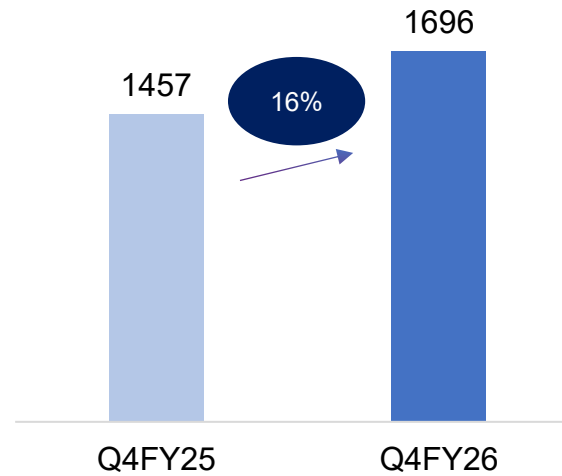
CNG Volume has increased by **17% Y-o-Y** with network expansion of CNG stations

PNG

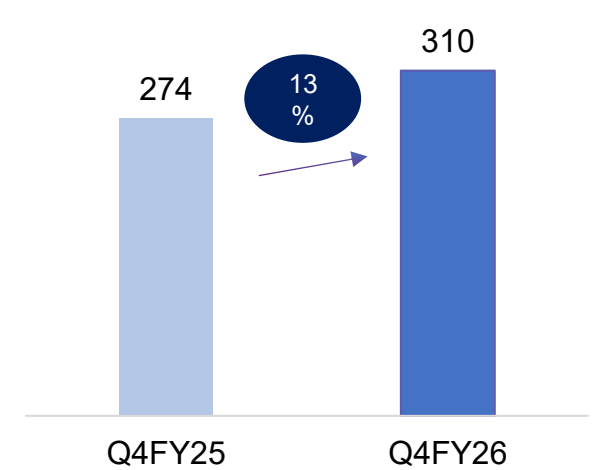


PNG Volume has increased by **5% Y-o-Y** due to penetration in the market.

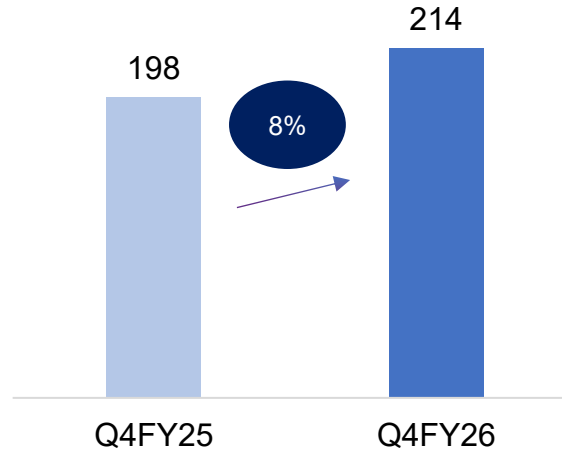
Revenue



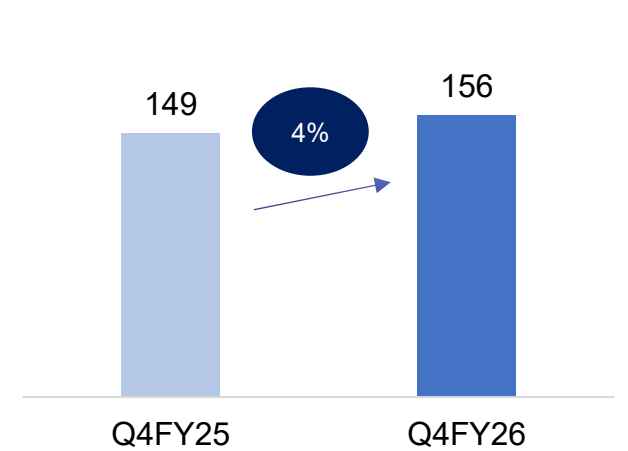
EBITDA



PBT



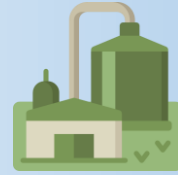
PAT



ATGL delivered strong growth in Q4 with higher volume, revenue, and profitability, reflecting strong operational momentum. This was achieved through robust infra build-out, and calibrated pricing management.



5100
Installed
Chargin Points



7.5 MTD
CBG Peak production
achieved



04

Sustainable Business Update

E-Mobility



✓ Focused on improving utilisation, with **465 CPs energized** vs. **192 new CPs additions** in Q4FY26

Focusing on B2B Clients to Improve the Utilisation

Q4 Tie ups

Biomass







- A total of **1654 MT** of CBG was sold in FY26, including 888 tons to CBG DODO station.
- CBG production is doubled in FY26 and achieved peak production of 7.5 TPD in Dec'25
- FOM recorded sales of **1500+** tons in FY26, with Q4 outperforming the combined sales of Q1–Q3 by **50%**.
- The biogas genset is commissioned in Q4 FY26 and is fully equipped to handle power outage scenarios.




05

ESG Framework & Sustainability Update – Q4FY26



Initiatives	Target for FY 2025-26	Achievement in Q3
 Decarbonization of fleets	Sustain 100% decarbonization of fleet	<ul style="list-style-type: none"> Total 655+ HCV fleets running on low carbon fuel.
 Solarization	2.0 MW total rooftop solar capacity	<ul style="list-style-type: none"> Cumulative capacity to increased to 1 MW till Q4FY26 & 10 MW ongoing captive open access solar projects
 Greenmosphere	50,000 tree plantation	<ul style="list-style-type: none"> 50,000 trees (mass plantation) activity work is in progress at Pusad, Maharashtra. Landfilling, trenching, irrigation and fencing completed
 Methane Leak detection & Repair	3500 Km gas greed to be surveyed	<ul style="list-style-type: none"> 1000 KM area covered for methane leak detection & Repair (LDAR) survey, carried out by Josler & Inhouse team
 Employee Fatality at workplace	<0.75 Lost Time Injury Frequency (LTIFR)	<ul style="list-style-type: none"> 0.00 LTIFR & 15389 safety training hours in Q4.
 Assessment for plant & Office HSE Working condition	Sustain 100% all Plants and Offices coverage	<ul style="list-style-type: none"> Continuous safe man hours and 171 safety program covering 1261 employees in Q4



Awards & Accolades

OHSSAI India Recognition - GOA



ATGL HSE team felicitated for excellence in **HSE & ESG** at OHSSAI India event, ONGC Goa.



IBC Award for EHS and Fire Safety



Award: Best EHS Project of the Year (Gas Sector)
Focus: Successful implementation of high-impact Environment, Health, and Safety (EHS) initiatives

National Process Safety Honors 2026




Category: Excellence in City Gas Distribution (Private Sector)

Consistent leader in private-sector process safety and industrial integrity

Adani Foundation Vision Care Program

- In vision care program, **24000** screening covered for eye checkup; till Q4; **23000** eye checkup already done. **3000+** eyeglass distributed
- SDGs Alignment**



ESG Rating updates

CareEdge ESG Ratings

- CareEdge ESG score of ATGL stands at **83.3** out of 100.
- Score places ATGL among the **best performing companies** within its peer group

NSE Sustainability ratings & Analytics

- NSE ESG score of ATGL increased to **73** from 67 earlier.
- The upgraded ESG score is driven by a **reduction** in waste intensity, **reduction** in direct GHG emissions, fewer employee and worker grievances, and robust Board independence.

06

Rationale for Investment



ATGL: Well positioned for Sustainable, Industry-leading growth

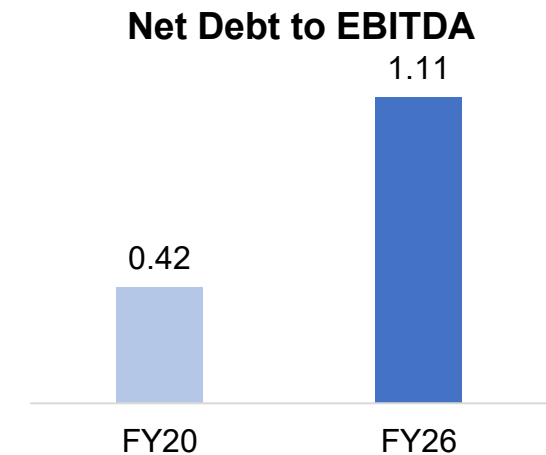
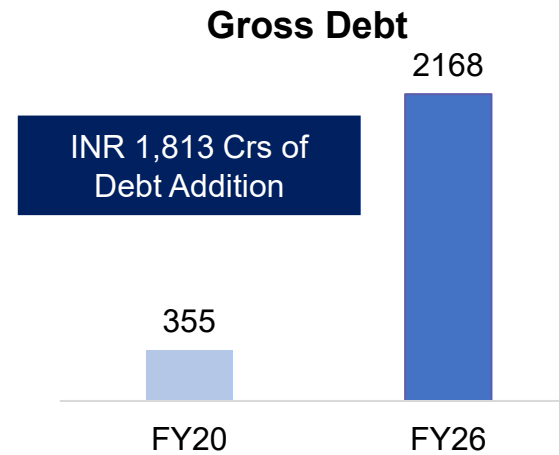
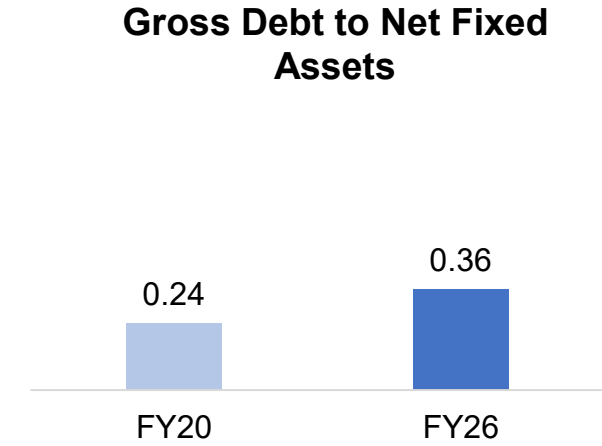
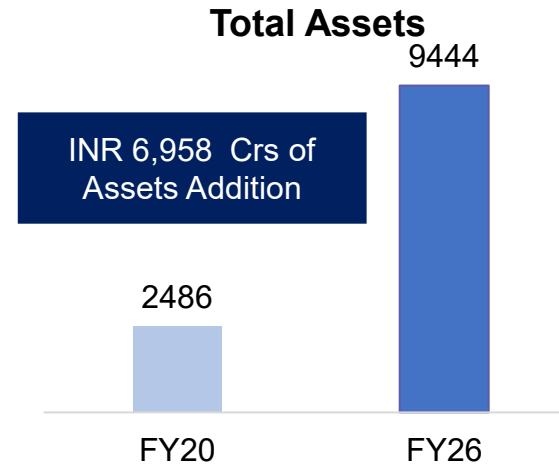
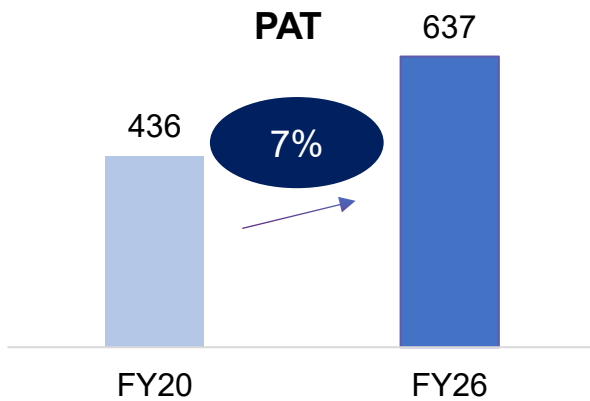
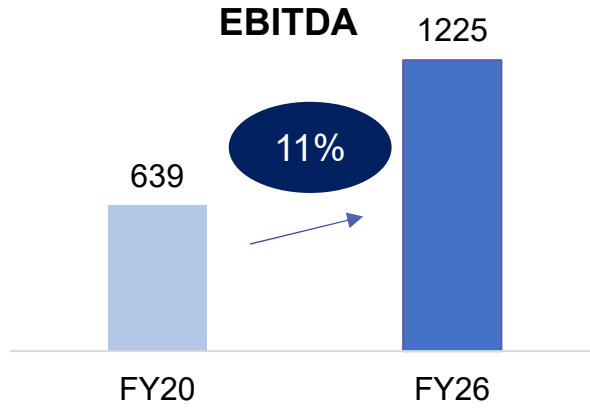


1. 50:50 JV between ATGL & Indian Oil Corporation Ltd. (IOAGPL) operates 19 GAs; 2. TotalEnergies Holdings SAS, worlds second largest LNG private player acquired 37.4% stake in ATGL in Feb-2020.

GAs: Geographical Areas; JV: Joint Venture; CGD: City Gas Distribution; SCADA: Supervisory control and data acquisition; CNG: Compressed Natural Gas; O&M: Operations & Maintenance; mmscmd: Million Metric Standard Cubic Meters per Day; PNG: Piped Natural Gas; ESG: Environmental, Social & Governance; HH: Households; I&C: Industrial and commercial units

ATGL : Resilient Growth with Financial Prudence

All Fig in INR Crs except ratios



✓ **Resilient Operational Execution** has driven consistent earnings growth, supported by a strong balance sheet underpinned by **Asset strength and low leverage**.

ATGL's Credit Excellence Backed by Strong ESG Ratings

ATGL Credit Rating

ATGL is rated **AA+ (stable)** outlook from all three top rating agencies **ICRA, CRISIL and CARE Ratings**

Long Term
Bank Facilities

AA+
(Stable)

Short Term
Bank Facilities

A1+

- ✓ These strong ratings reflects the growing scale of ATGL operations, underpinned by healthy volume growth, a favorable demand outlook, and continued network expansion.
- ✓ It also acknowledges our strong promoter backing, and a sound financial profile.

ATGL ESG Rating

S&P DJSI Score

- ✓ S&P **Dow Jones Sustainability Index score** rating of ATGL increased to **72** from **62** earlier, ranked **9th** and highest in India in the sector of gas utility

Carbon Disclosure Project Rating

- ✓ Carbon Disclosure Project rating increased to '**A**' – **Highest** category from earlier 'B',

CRISIL ESG Rating

- ✓ ATGL is rated at '**Crisil ESG 61**'- **Strong in Q2** from 'Crisil ESG 59'- Adequate earlier

CareEdge ESG Rating

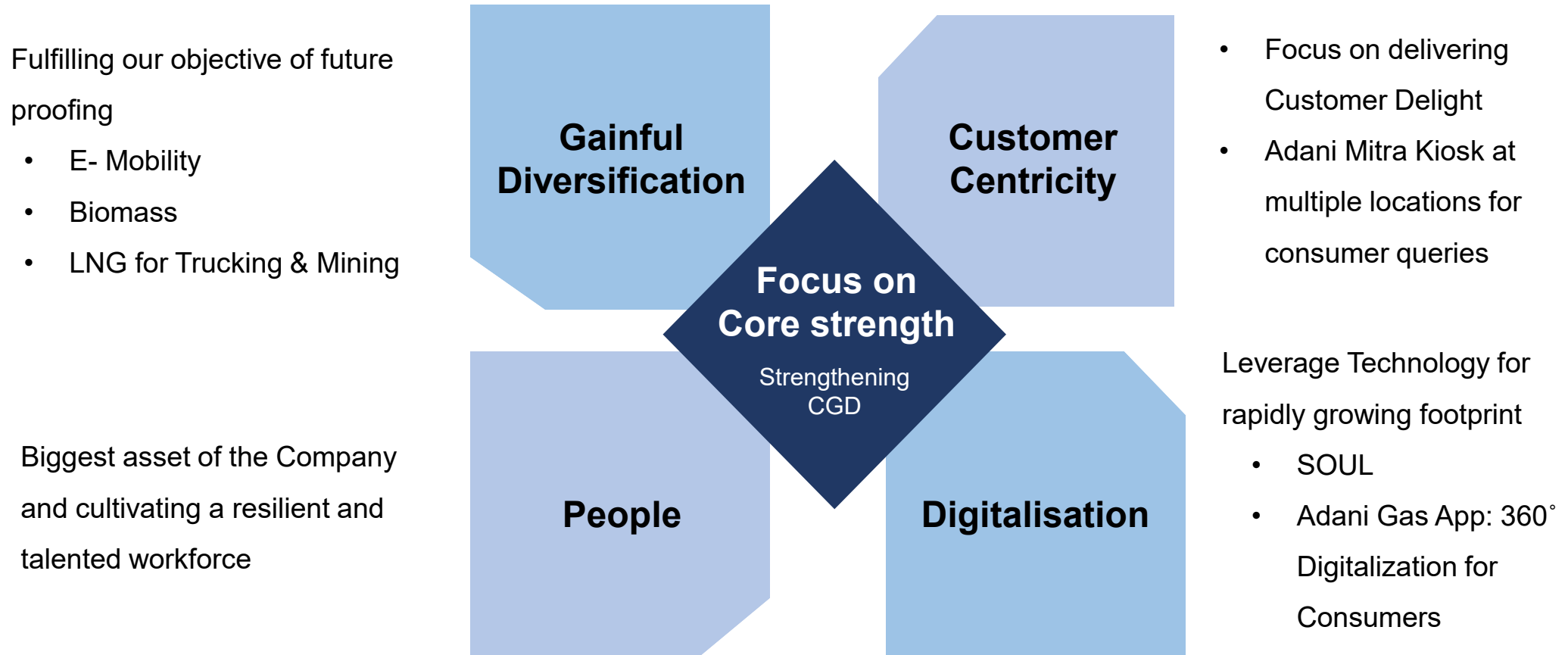
- ✓ ATGL scored at **83.3** from CareEdge ESG; best among its peers

NSE Sustainability Rating

- ✓ NSE ESG score of ATGL increased to **73** from 67 earlier.

- ✓ ATGL's **strong credit ratings** and **Industry-leading ESG** scores underscore its financial resilience and sustainability leadership.

Five Pillars of Transformational Journey of ATGL



ATGL at an inflection point as we spearhead the transition towards clean energy solutions to customers.

07

ATGL: Digitization and Customer Delight



SOUL – Single Digital Business Platform

Status as of today..

- All CGS stations connected
- All LCNG Plant
- Biogas Plant
- ~99% CNG stations are connected on SCADA
- 6000+ Ind. & Com customers on AMR

100%
Connectivity
SOUL

100%
Integrated
ATGL World
(GIS)

- **Digital Twin** with entire pipeline visibility
- **Live integration** to SCADA, Logistic SAP.
- SMS to customers based on outages marked on **ATGL World(GIS)**.
- **Dynamic Price Change**

- Permission Management
- Project Tracking
- CV Based Isometric System
- Emergency Response
- Site Governance

Business
Workflows

Predictive
Intelligence

- Predict Possible breakdown
- Project Tracking
- Proactive maintenance activities
- Emergency Response
- Site Governance

- All AMC to be generated on systems generated data
- **Automated Vendor** invoice payment

Partner Value
Commerce
[Harmony]

Third Eye
Analytics

- All **operational KPI (OT + Apps)** to be on uniform BU Data lake
- No static reporting
- Enable Advanced Analytics

ATGL: Driving Customer Delight through Digitization

99%+
Digital Payments

Through BBPS (G-pay, Amazon pay etc.), App & Website

Adani Gas Mitra
(Self help KIOSK)



10+ more Adani Gas Mitra opened across all GAs

1 Mn+
Self billed Invoices

Delivered via WhatsApp

Doorstep CDC Vans
Reached to ~38,000+ customers & queries resolved



AI
Based BOM*



For automated isometric drawings for pipeline inventory

3x rise in PNG connection queries triggered by the geopolitical situation was handled exceptionally well, through **digital outreach**, **enhanced safety measures**, and **deploying additional manpower on ground** — ensuring **hassle-free customer experience**

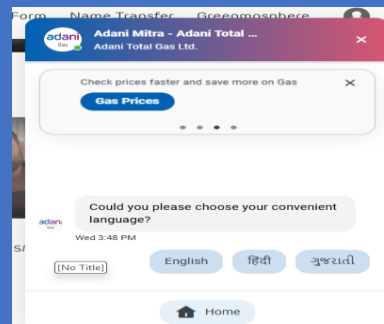
100%
Digital Registration

DPNG Registrations. Name transfer, Move in from PPA

70%
Online refund

Through My Adani Gas Mobile Applications

24x7
Multilingual CDC Bot



QR
based complaint redressal



Deployed across all CODO and DODO stations

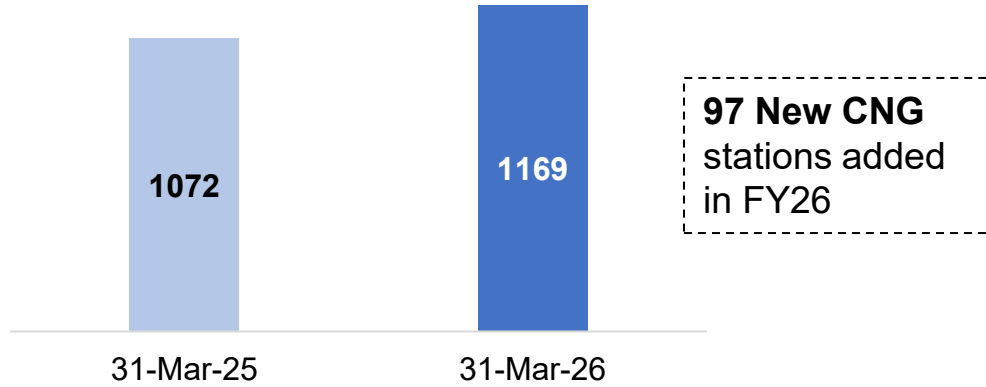
65%
Email Answered by Agentic AI

Digital Email Response system

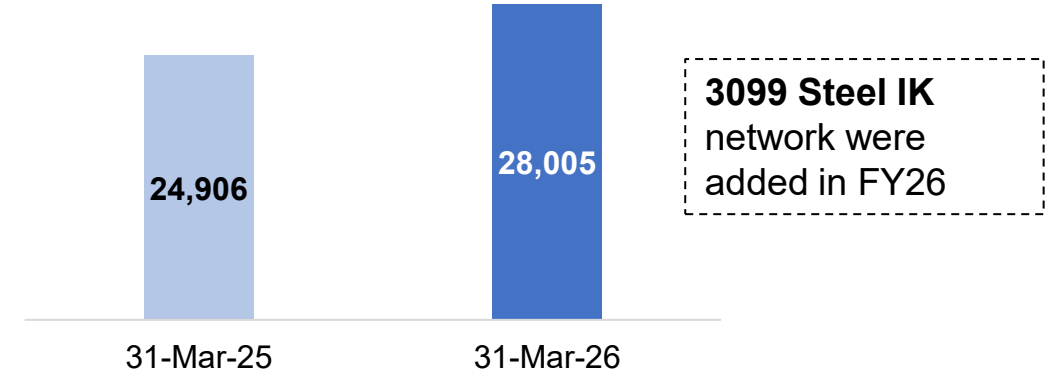
Annexure

Infrastructure Update - incl. JV – IOAGPL : FY2026

CNG Stations

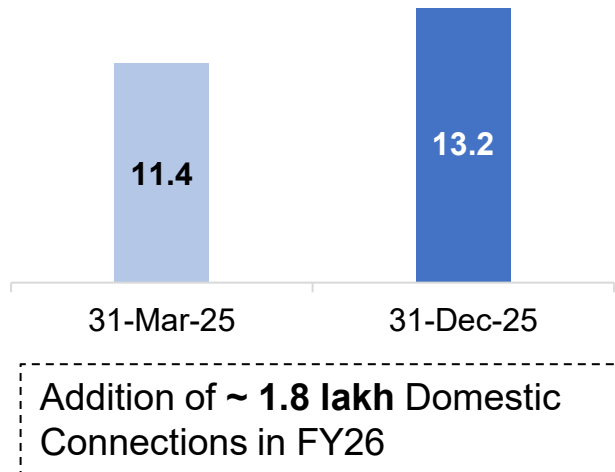


Steel Network in Inch-Km

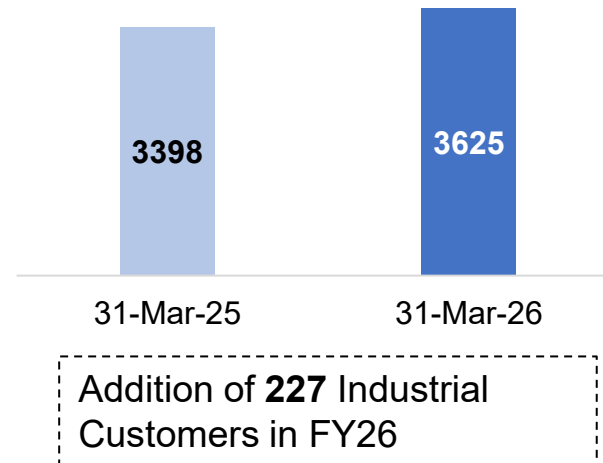


PNG Connections

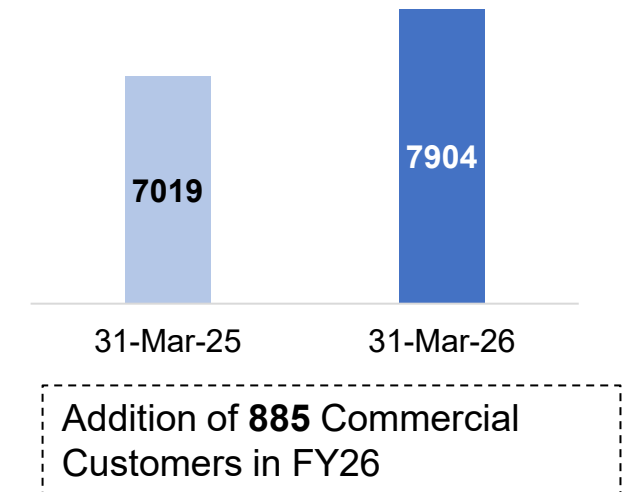
No of Households (Lakhs)



No of Industrial Connections



No of Commercial Connections



ATGL Key Financials : Income Statement Summary – Standalone (INR Cr)

Particulars	Quarter Ended			Year Ended	
	31-Mar-26	31-Dec-25	31-Mar-25	31-Mar-26	31-Mar-25
Revenue from Operations	1686	1631	1448	6378	5398
Cost of goods sold	1199	1165	1015	4533	3680
Operating & other expenses	188	163	168	657	585
Total Expenditure	1387	1328	1183	5190	4265
Op. EBIDTA	299	303	265	1188	1133
Other Income	10	9	9	37	34
EBIDTA	310	313	274	1225	1167
Interest Expenses	35	41	24	129	100
Depreciation & Amortization Expenses	60	60	52	233	198
Profit Before Tax	214	212	198	863	868
Total tax expense	59	55	49	226	220
Profit After Tax	156	157	149	637	648

ATGL Key Financials : Income Statement Summary – Consolidated (INR Cr)

Particulars	Quarter Ended			Year Ended	
	31-Mar-26	31-Dec-25	31-Mar-25	31-Mar-26	31-Mar-25
Revenue from Operations	1695	1639	1453	6409	5412
Cost of goods sold	1201	1167	1014	4541	3685
Operating & other expenses	193	167	173	673	593
Total Expenditure	1394	1334	1187	5214	4278
Op. EBIDTA	301	305	266	1195	1133
Other Income	12	9	8	38	31
EBIDTA	313	314	274	1232	1164
Interest Expenses	35	41	24	129	101
Depreciation & Amortization Expenses	63	62	53	243	204
PBT before share of profit from joint ventures	215	211	197	860	860
Share in Profit/ (Loss) from Joint Venture	12.2	2.7	6.2	22.0	15.0
Profit Before Tax	227	214	204	882	875
Total tax expense	59	55	49	226	220
Profit After Tax (Consolidated)	168	159	155	656	654

ATGL : List of Location

ATGL

S.No.	Geographical Area	State
1	Ahmedabad City and Daskroi Area	Gujarat
2	Vadodara (part)	Gujarat
3	Surendranagar (EAAA)	Gujarat
4	Barwala & Ranpur Talukas	Gujarat
5	Navsari (EAAA) , Surat (EAAA), Tapi (EAAA) & the Dangs	Gujarat
6	Kheda (EAAA) & Mahisagar	Gujarat
7	Porbandar	Gujarat
8	Burhanpur, Khandwa, Khargone and Harda districts	Madhya Pradesh
9	Alirajpur, Nandurbar and Barwani districts	Maharashtra and Madhya Pradesh
10	Akola, Hingoli and Washim districts	Maharashtra
11	Balasore, Bhadrak & Mayurbhanj	Odisha
11	Amravati and Yavatmal districts	Maharashtra
12	Bhandara, Gondiya and Garchiroli districts	Maharashtra
13	Chittorgarh (Other than Rawatbhata) & Udaipur Districts	Rajasthan
14	Bilwara & Bundi Districts	Rajasthan
15	Nuh & Palwal	Haryana
16	Bhiwani, Charkhi Dadri & Mahendragarh Districts	Haryana
17	Faridabad	Haryana
18	Khurja	Uttar Pradesh
19	Jhansi (EAAA), Bhind, Jalaun, Lalitpur and Datia	Uttar Pradesh, Madhya Pradesh
20	Tikamgarh, Niwari, Chattarpur and Panna districts	Madhya Pradesh
21	Anuppur, Bilaspur and Korba	Madhya Pradesh, Chhattisgarh
22	Gumla, Latehar, Lohardaga, Simdega, Garhwa and Khunti districts	Jharkhand
23	Jashpur, Raigarh, Janjgir-Champa and Mahasamund districts	Chhattisgarh
24	Mungeli, Bemetara, Durg, Balod and Dhamtari districts	Chhattisgarh
25	Kabirdham, Raj Nandgaon and Kanker districts	Chhattisgarh
26	Kokrajhar, Dhubri, South SalmaraMankachar and Goalpara districts	Assam
27	Baksa, BARPETA, Bongaigaon, Chirang, Nalbari and Bajali districts	Assam
28	Nagaon, Morigaon, Hojai, Karbi Anglong and West Karbi Anglong districts	Assam
29	Koraput, Malkangiri, and Nabarangpur districts	Odisha
31	Cuddalore, Nagapatinam & Tiruvarur Districts	Tamil Nadu
32	Tiruppur District	Tamil Nadu
33	Udupi District	Karnataka
34	Jalandhar District	Punjab

IOAGPL

S.No.	Geographical Area	State
1	Panchkula (EAAA), Sirmaur Districts, Shimla & Solan (EAAA) District	Haryana
2	Chandigarh	Chandigarh
3	Udham Singh Nagar	Uttarakhand
4	Panipat	Haryana
5	Allahabad (EAAA), Bhadohi & Kausambi Districts	Uttar Pradesh
6	Prayagraj	Uttar Pradesh
7	Bulandshahr (EAAA), Aligarh & Hathras Districts	Uttar Pradesh
8	Bulandshahr (Part)	Uttar Pradesh
9	Jaunpur and Ghazipur Districts	Uttar Pradesh
10	Gaya & Nalanda Districts	Bihar
11	Burdwan District	West Bengal
12	Dharwad	Karnataka
13	South Goa	Goa
14	Daman	Daman & Diu
15	Emakulum	Kerala
16	Kozhikode & wayanad Districts	Kerala
17	Malappuram Districts	Kerala
18	Kannur, Kasargod & Mahe Districts	Kerala
19	Palakkad & Thrissur Districts	Kerala

Legal Disclaimer

Certain statements made in this presentation may not be based on historical information or facts and may be “forward-looking statements,” including those relating to general business plans and strategy of Adani Total Gas Limited (“ATGL”), its future outlook and growth prospects, and future developments in its businesses and competitive and regulatory environment, and statements which contain words or phrases such as ‘will’, ‘expected to’, etc., or similar expressions or variations of such expressions. Actual results may differ materially from these forward-looking statements due to a number of factors, including future changes or developments in its business, its competitive environment, its ability to implement its strategies and initiatives and respond to technological changes and political, economic, regulatory and social conditions in India. This presentation does not constitute a prospectus, offering circular or offering memorandum or an offer, or a solicitation of any offer, to purchase or sell, any shares and should not be considered as a recommendation that any investor should subscribe for or purchase any of ATGL’s shares. Neither this presentation nor any other documentation or information (or any part thereof) delivered or supplied under or in relation to the shares shall be deemed to constitute an offer of or an invitation by or on behalf of ATGL. ATGL, as such, makes no representation or warranty, express or implied, as to, and does not accept any responsibility or liability with respect to, the fairness, accuracy, completeness or correctness of any information or opinions contained herein. The information contained in this presentation, unless otherwise specified is only current as of the date of this presentation.

ATGL assumes no responsibility to publicly amend, modify or revise any forward-looking statements, on the basis of any subsequent development, information or events, or otherwise. Unless otherwise stated in this document, the information contained herein is based on management information and estimates. The information contained herein is subject to change without notice and past performance is not indicative of future results. ATGL may alter, modify or otherwise change in any manner the content of this presentation, without obligation to notify any person of such revision or changes. No person is authorized to give any information or to make any representation not contained in and not consistent with this presentation and, if given or made, such information or representation must not be relied upon as having been authorized by or on behalf of ATGL. This presentation is strictly confidential. This presentation does not constitute an offer or invitation to purchase or subscribe for any securities in any jurisdiction, including the United States. No part of its should form the basis of or be relied upon in connection with any investment decision or any contract or commitment to purchase or subscribe for any securities. None of our securities may be offered or sold in the United States, without registration under the U.S. Securities Act of 1933, as amended, or pursuant to an exemption from registration therefrom. This presentation is confidential and may not be copied or disseminated, in whole or in part, and in any manner. This presentation contains translations of certain Rupees amounts into U.S. dollar amounts at specified rates solely for the convenience of the reader.


Visit us at <https://www.adanigas.com/> or

Investor Relations

Adish Vakharia

Lead - Investor Relations

 Adish.Vakharia@adani.com

 +91 79 6624 3070



Thank You

