

SEIL/Sec./SE/2025-26/80**February 12, 2026**

The Manager
Listing Department
National Stock Exchange of India Ltd
Exchange Plaza, Bandra Kurla Complex
Bandra (East), MUMBAI 400 051
Fax # 022-2659 8237/8238/8347/8348
Symbol: SCHNEIDER

The Secretary
BSE Limited
Phiroze Jeejeebhoy Towers,
Dalal Street
MUMBAI 400 001
Fax # 022-2272 3121/2037/2039
Scrip Code No. 534139

Sub: Investor Presentation on Unaudited Financial Results for 3rd quarter and nine months ended December 31, 2025

Dear Sir(s)/ Madam,

In continuation of our letter no. **SEIL/Sec./SE/2025-26/75** dated **February 5, 2026**, regarding schedule of investor conference call, please find enclosed herewith the investor call presentation on the Company's Unaudited Financial Results for the 3rd quarter and nine months ended December 31, 2025, approved by the Board of Directors in their meeting held today, i.e. on February 12, 2026.

This presentation will be made available on the Company's website i.e. <https://infra-in.se.com/en/investor/annual-reports-financials.jsp>.

We request you to kindly take the above on record.

Thanking you.

Yours Sincerely,

For **Schneider Electric Infrastructure Limited**

SUMIT
GOEL

Digitally signed by
SUMIT GOEL
Date: 2026.02.12
21:03:48 +05'30'

(Sumit Goel)
Company Secretary & Compliance Officer

Schneider Electric Infrastructure Limited

Corporate Office: 15th Floor, DT-4, DLF Downtown, Phase 3, Sector 25A, Gurugram, Haryana – 122002

Tel. +91 9228078000

Registered Office: Milestone 87, Vadodara-Halol Highway, Village Kotambi, Post Office Jarod, Vadodara-391510 Gujarat, India | Tel. +91 0266866200

CIN: L31900GJ2011PLC064420

Schneider Electric Infrastructure Limited

Q3 FY26

12th February, 2026

Our Vision

SEIL will lead the **new digitized energy world**, offering our Customers and Partners, **innovative connected products & solutions**, ready for the then power distribution's **elevated expectations**.

Our **balanced business models, superior quality & efficient supply chain** will keep our growth and profitability resilient and sustainable.

Our Mission

We are your *Energy Technology Partner*

We **electrify, automate and digitalize** every industry, business and home, driving efficiency and sustainability for all.

Enhanced Customer Awareness drives Customer Success



Event
SWICON- 400+ Participants



Event
IFFCI – Evolution of CX with AI



Event
AGM of EU Chambers

South Bihar Power Distribution Company Limited*



Shriram Singh,
General Manager and Chief Engineer, SBPDCL.

MORE VIDEOS

[South Bihar Power Distribution Case study | Schneider Electric India](#)

[Video Link](#)

Market Outlook | Growth Push Amid Global Headwinds

Macro Outlook

GDP Forecast FY'27 (F)

To Grow at **6.8 - 7.2%**
YoY

Capex FY'27

10.95L Cr¹ -> **12.2L Cr**
▲ 11.4%



RBI Repo rate cuts (125bps)², Tax relief & GST rationalization to boost domestic demand



Infrastructure Risk Guarantee Fund announced in budget & trade deals likely to revive private investment growth. Private investments predominantly in DCs³, Semiconductors, Renewables alongside continued robust Public investments in FY'27



PLI scheme to stimulate Private investments and accelerate Manufacturing growth (78% of IIP)



Capital Deployment Themes	Energy Transition	AI & Digitalization	Transportation & Urbanization	Manufacturing Resilience
2030+ Target	<ul style="list-style-type: none"> RE Target: 500 GW EV Penetration : 30 % BESS: 236 GWh (by 2032) 	<ul style="list-style-type: none"> Data centres Capacity ~8GW Digital Economy ~20% Contribution to GDP 	<ul style="list-style-type: none"> Rapid Urbanization 41 % urban population National Rail Plan 2030 Future Ready railway system new HSR & DFC ⁷ 	<ul style="list-style-type: none"> Viksit Bharat by 2047 Contribution to GDP (By 2035) 25% -30% Goods Exports \$1 Tn
Focus Segments	Renewables E-Mobility	Data Centers Power T&D	Transportation Power T&D	MMM CIB Semiconductors
Supported by Govt. Policies	<ul style="list-style-type: none"> BCD⁴ Exemption ext.⁵ & expanded Li-ion Cells BESS BCD Exemption sodium antimonate (solar) VGF⁶ for BESS 10x FY'27 vs FY'26 PM E-Drive Scheme 10k Cr + Outlay- Demand Incentives & Charging Infra 	<ul style="list-style-type: none"> Tax Holiday till 2047 to foreign cloud service providers using services from India AI/ML to drive DISCOM digitalisation Improve operational and financial efficiency National Data Center Policy (draft): Position India as Global Hub Infrastructure status to DCs Single window clearance 	<ul style="list-style-type: none"> 7 High Speed Rail Corridors ~4000km 16k Cr investment Dedicated Freight Corridor 2,052 km corridor connecting Dankuni to Surat Proposed ~5k Cr per City Economic Regions over 5 years to modernize urban infra 	<ul style="list-style-type: none"> ECMS⁸ ~22k Cr -> 40K Cr, Make in India push Dedicated Rare Earth corridors & National Scheme with ~7280 Cr Outlay ISM 2.0⁹ 1000Cr allocated in Budget 26-27 Design full stack Indian IP & fortify Supply chain
SEIL Readiness	●	●	●	●

Our Wins

Strong wins capturing momentum in Sunrise Segments

Data Centers



Transformers, Connected AIS Panels, & Eco Care essential




Positioning strong technical solutions for a strategic client

Clean Energy



Circuit breakers



Penetration of circuit breakers in solar segment in 2025




Transformers




One of the largest transformer orders in 2025

Semiconductors



AIS, GIS, Transformers, LV switchboards & Eco Care



Biggest order from a leading semiconductor manufacturer in 2025

Major wins across Segments

Metals, Mining & Minerals



GIS Panels



One of the major orders for GIS panels, creating a strong reference in the MMM¹ segment

Mobility



AIS panels and Connected LV Switch Board



Strategic bundling of solutions for a leading automobile client

Utilities



Smart RMUs



Major orders for RMUs from leading Northern and Southern utilities

Digital wins enabling intelligent, connected operations

Utilities



CRP¹ & SAS² Solutions



Penetration of our digital solutions in utilities

Metros



SCADA³



The highest installed base of SCADA in one of the leading metro rail network

CSR-Building skills, Lighting lives, Earning trust

Skill development



Partnered with Gujarat State Government for **establishing of skill centres in Govt ITIs**

Established **10 skill centres** in Govt ITIs in the field of electrical and solar domain

Community Electrification



Electrifying Community Health Centres (CHC), Public Health Centres (PHC), and Anganwadis with **solar energy**

Providing portable **lighting and charging solutions**, reaching over **2,500** underprivileged families in remote and slum areas

Recognitions



CSR Efforts recognised at various platforms

FICCI¹ Award for Skill Development

FE² Green Sarathi Award for overall CSR Excellence (image as above)

Our Journey towards Sustainability

Carbon emission Management



Onsite Roof top Solar system

Water Management



Rainwater Harvesting pond



RWH water treatment plant for domestic use

Safe Workplace



Improved rooftop safety



AI- detection system

Measures for Scope 1&2 Reduction

- On-site solar of 1MW capacity each installed at Vadodara plants
- Solar generates approximately 23% of in-plant usage

Measures to reduce water withdrawal

- ~30 % of total water usage at plant sourced from rainwater harvesting pond at Vadodara
- Dependency on water tankers reduced
- 100% treated water utilized for washrooms
- Zero Liquid discharge at plants

Measures for Ensuring a Safe Workplace

- Achieved “Zero Incidents or Accidents”
- Poka-yoke system installed to detect person’s entry detection through AI and stop process
- Rooftop enhancement through walkway, lifeline, handrail and skywalk protection

New Product update

GMSeT - Modular & Digital Switchgear



**Value
proposition**

Next-generation Gas Insulated Switchgear (GIS) for Medium Voltage applications up to 36 kV, delivering reliability, safety with internal arc classification, and IoT-enabled smart monitoring to power India's energy transition



**Key
Benefits**

Safe & Reliable

Internal arc tested, IP67 stainless steel tank

Faster Delivery

Make in India, Localized supply chain, and flexible connection variants

Digital

Embedded sensors for predictive maintenance

Lifetime Extension

Modular, faster part replacement



End Market



Utilities



Transportation



Buildings



Datacentres

Financial Performance

9M & Q3 Performance

Highlights

Strong order growth driving sustainable backlog of **INR 1,707 Crores** (+52.8% YoY)

Highest-ever Quarterly sales > 1000 crores, with better Service business mix

Focus Areas

Accelerate orders execution

Focus on Profitability

Orders

9M > 2657 Cr. **+37.6% YoY**

Q3 > 909 Cr. **+60.7% YoY**

Sales

9M > 2301 Cr. **+12.3% YoY**

Q3 > 1029 Cr. **+20.1% YoY**

Profit before Tax (Before exceptional items)

9M > 281 Cr. **+ 8.2% YoY**

Q3 > 155 Cr. **+19.4% YoY**

P&L Statement – 9M'FY26

Figures in INR Cr.

Particulars	9M'FY26		9M'FY25		YoY (%)
	INR Cr.	% to Sales	INR Cr.	% to Sales	
Sales	2,301		2,050		12.3%
Other Income	13	0.6%	19	0.9%	-29.4%
Total Sales	2,314		2,069		11.9%
Material Costs	1,446	62.8%	1,267	61.8%	14.1%
Gross/ Material Margin	869	37.7%	802	39.1%	8.3%
Employee Costs	247	10.7%	225	11.0%	9.8%
Other Expenses	282	12.3%	262	12.8%	7.7%
EBITDA	339	14.7%	315	15.4%	7.6%
Depreciation	22	1.0%	19	0.9%	17.9%
EBIT	317	13.8%	296	14.4%	7.0%
Finance Cost	36	1.6%	36	1.8%	-1.6%
Profit before Exceptional Items and tax	281	12.2%	260	12.7%	8.2%
Exceptional Items	25	1.1%	-18	-0.9%	
Profit Before Tax	256	11.1%	277	13.5%	-7.6%
Total Tax Expense	66	2.9%	64	3.1%	
Profit After Tax	191	8.3%	213	10.4%	-10.6%
Oth. Comprehensive Income/(Loss)	12	0.5%	-4	-0.2%	-409.7%
Total Comprehensive Income	203	8.8%	209	10.2%	-3.0%

Good pick up in Sales for 9M, at +12.3% YoY, H1 Growth was +6.6% YoY

PBT (before exceptional items) +8.2% YoY Improved with help of volume leverage in Overheads

Exceptional items of INR 42.2 Crores impacting the Profitability :

- Impact in Q3 FY26 due to Change in Gratuity liability after introduction of new Labour code – 24.6 Cr
- Reversal in Q3 FY25 on account of interest provisions related to past direct tax litigation matters under the Vivad-se-Vishwas Scheme – 17.6 Cr

P&L Statement – Q3'FY26

Figures in INR Cr.

Particulars	Q3'FY26		Q3'FY25		YoY (%)
	INR Cr.	% to Sales	INR Cr.	% to Sales	
Sales	1,029		857		20.1%
Other Income	5	0.4%	7	0.9%	-37.6%
Total Sales	1,034		865		19.6%
Material Costs	664	64.5%	534	62.3%	24.4%
Gross/ Material Margin	370	35.9%	331	38.6%	11.7%
Employee Costs	82	8.0%	77	9.0%	6.5%
Other Expenses	110	10.7%	106	12.4%	3.9%
EBITDA	177	17.2%	148	17.2%	20.1%
Depreciation	8	0.8%	7	0.8%	23.3%
EBIT	169	16.4%	141	16.4%	19.9%
Finance Cost	14	1.3%	11	1.3%	25.9%
Profit before Exceptional Items and tax	155	15.1%	130	15.1%	19.4%
Exceptional Items	25	2.4%	-18	-2.1%	
Profit Before Tax	130	12.7%	147	17.2%	-11.5%
Total Tax Expense	33	3.2%	37	4.3%	
Profit After Tax	97	9.4%	111	12.9%	-12.2%
Oth. Comprehensive Income/(Loss)	10	0.9%	-5	-0.5%	
Total Comprehensive Income	107	10.4%	106	12.4%	0.8%

Strong Sales growth across all business segments, with excellent growth in Switchgears, Services and automation solutions

PBT (before exceptional items) +19.4% YoY Improved with operational efficiency and volume leverage in Overheads

Exceptional items of INR 42.2 Crores impacting the Profitability :

- *Impact in Q3 FY26 due to Change in Gratuity liability after introduction of new Labour code – 24.6 Cr*
- *Reversal in Q3 FY25 on account of interest provisions related to past direct tax litigation matters under the Vivad-se-Vishwas Scheme – 17.6 Cr*

The logo for Schneider Electric, featuring the word "Schneider" in a bold, white, sans-serif font above the word "Electric" in a smaller, white, sans-serif font. A stylized white symbol, resembling a combination of the letters 'S' and 'E', is positioned between the two words. The background is dark with abstract, flowing lines in shades of blue and green, and scattered colorful dots.

Schneider
Electric