

SEIL/Sec./SE/2026-27/11**May 29, 2026**

The Manager
Listing Department
National Stock Exchange of India Ltd
Exchange Plaza, Bandra Kurla Complex
Bandra (East), MUMBAI 400 051
Fax # 022-2659 8237/8238/8347/8348
Symbol: SCHNEIDER

The Secretary
BSE Limited
Phiroze Jeejeebhoy Towers,
Dalal Street
MUMBAI 400 001
Fax # 022-2272 3121/2037/2039
Scrip Code No. 534139

Sub: Investor Presentation on Audited Financial Results for 4th quarter and financial year ended March 31, 2026

Dear Sir(s)/ Madam,

In continuation of our letter no. SEIL/Sec./SE/2026-27/08 dated May 22, 2026, regarding schedule of investor conference call, please find enclosed herewith the investor call presentation on the Company's Audited Financial Results for the 4th quarter and financial year ended March 31, 2026, approved by the Board of Directors at their meeting held on May 28, 2026.

This presentation will be made available on the Company's website i.e. <https://infra-in.se.com/en/investor/annual-reports-financials.jsp>.

We request you to kindly take the above on record.

Thanking you.

Yours Sincerely,

For **Schneider Electric Infrastructure Limited**

SUMIT GOEL Digitally signed by SUMIT GOEL
Date: 2026.05.29 09:12:22
+05'30'

(Sumit Goel)
Company Secretary & Compliance Officer

Schneider Electric Infrastructure Limited

Corporate Office: 15th Floor, DT-4, DLF Downtown, Phase 3, Sector 25A, Gurugram, Haryana – 122002

Tel. +91 9228078000

Registered Office: Milestone 87, Vadodara-Halol Highway, Village Kotambi, Post Office Jarod, Vadodara-391510 Gujarat, India | Tel. +91 0266866200

CIN: L31900GJ2011PLC064420

Schneider Electric Infrastructure Limited

Q4, FY 2025-26

28th May, 2026

IMPACT

Continues with us...



‘Golden Peacock Award for ESG - 2025’
for excellence in sustainability



‘Golden Peacock Award - Innovative Product/Service 2026’
for EcoStruxure XR Operator Advisor (XROA)

Our Vision

SEIL will lead the new digitized energy world, offering our Customers and Partners, innovative connected products & solutions, ready for the then power distribution's elevated expectations.

Our balanced business models, superior quality & efficient supply chain will keep our growth and profitability resilient and sustainable.

ADVANCING ENERGY TECH

Our Mission

We are your **Energy Technology Partner**

We **electrify, automate** and **digitalize** every industry, business and home, driving efficiency and sustainability for all.

Market Outlook | Charting India's Growth Path Amid Global Headwinds

Tailwinds



GDP FORECAST FY27
To grow at **6.8-7.2% YoY**



EFFECTIVE CAPEX FY
12.22L Cr **▲ 11.5%**



POWER CPSU OUTLAY
₹1.02L Cr **▲ 18.6%**

Headwinds



Forex fluctuations



Geo political uncertainties




Volatile commodity prices

While uncertainties persist, our *disciplined execution & focused strategy* positions us to win in India's growth sectors

Energy Transition

- Per Capita Electricity Consumption: **-1.5MWh → 2MWh (2030)**
- Non fossil Fuel : **283GW → 500 GW | BESS¹: -0.8GWh -> 208 GWh (2030)**



Supported by: RDSS² | Green Energy Corridors | NEP³ 2026(draft), VGF⁴ for BESS | ISTS⁵ Waivers

Transportation


- EV Penetration: **-8% → 30% by 2030**
- Vande Bharat Train: **82 Trains → 400 Trains (2030)**



Supported by: Railway Capex | High-Speed Rail Corridors | FAME 1&2 | PM E-Drive

AI & Digitalisation


- Installed Data Center Capacity: **-1.5GW → 8GW (2030)**
- E commerce users: **300Mn → 450 Mn (2030)**



Supported by: DPDP⁶ Act | National Data Center Policy (draft) | Tax holidays for global cloud players | India AI Mission

Manufacturing

- Contribution to GDP (By 2035): **25% - 30%**
- Goods Exports: **\$1 Tn**



Supported by: PLI schemes | ECMS⁷ | ISM⁸ 2.0 | Rare Earth corridors



With our **Diverse & Localized Product Portfolio**, Innovative AI powered **Digital Offers** & **Strong presence** across India, we are well equipped to **Partner in India's Growth Story**

Our Wins

Breakthrough wins driving growth across Core sectors



Infrastructure



GIS, RMU and digital solutions



- Largest order in Q4 FY26 from Smart City infrastructure project

Metro



GIS panels



- Major order for GIS from a leading metro rail network

Energy & Chemicals



Power Transformers



- Differentiated technology secured the order

Metals



Circuit Breakers



- Penetration of our circuit breakers in the Steel industry

Expanding Data Center footprint through sustained wins



Power Transformers



- One of the Major Power transformers order from Data Center

Relays for HT panels



- High-volume relay order driven by Integrated protection solutions


Modernization with breakers




- Seamless retrofit solutions for a Data Center client

Digital wins driving momentum across future-ready segments

Semiconductors



EcoStruxure stack




- Strategic bundling of our digital solutions for a strategic customer

Renewables



Automation Panels



- Penetration of our digital solutions in solar segment

Manufacturing



Transformers with Ecocare Advanced



- Positioning our intelligent transformer solutions across Emerging industry verticals

Our Brand, CSR & Sustainability...

Industry Engagements - Shaping the Next Era of Electrification

Bharat Electricity Summit

1000+ Booth Visitors | 300+ Customers



Industry Engagements - Shaping the Next Era of Electrification

Innovation Summit

5200+ Attendees | 40+ CEOs | 150+ C-Level | 1650+ End Users | 1650+ Partners | 190+ Government Officials | 500+ Students | 147 Media



Strengthening Grid Reliability, Accelerating Customer Success


Tata Power Western Odisha Testimonial


TPWODL Hazira partners with SE to Boost Grid Digitalization and Reliability



Reflecting on our ESG journey – FY26

CO₂ Emissions

 **83%**
Reduction in Scope 1+2 (ton/Cr)


 **100%**
Electricity sourced from Renewables
Including On-site solar & REC's

Workplace Safety

 **100 %**

Maintaining Zero “Lost Time Injury”
incidents from past 2 years

Gender Diversity

 **18.7%**


Of workforce comprising of women
YoY improvement: 12.7%

Skill Development

 **1000+**

Youth Trained from 11 Skill
Development centers in Government
ITIs via state government
partnership

Community Electrification

 **3000**

Portable Solar Lamps were
distributed to communities
near rural Slums of Bangalore

Recognitions

★ GOLDEN PEACOCK AWARD ★



Golden Peacock Award
ESG 2025

New Product update

Introducing Trihal – Dry Type Transformer



Trihal by Schneider Electric dry-type cast resin transformers (Upto 33kV) are globally trusted for unmatched safety, efficiency, and reliability, with 170,000+ units installed across 100+ countries



Key Features & USPs	Proven Global Trihal technology	E4C4F1 Endurance Class
	AG3K1 Seismic Level Certified	Trihal Transient Voltage Proof
	Upto 84% Recyclability	Easy Monitoring





Data Centres



Transportation



Commercial Buildings

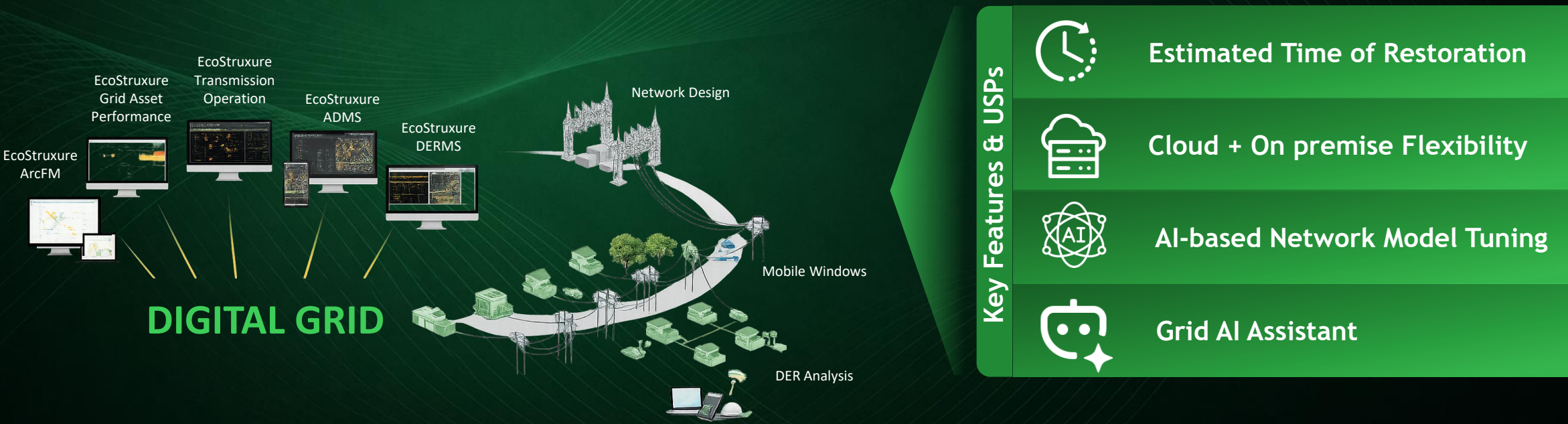


Industrial Utilities

Introducing One Digital Grid

A unified, artificial intelligence (AI)-enabled software platform designed to help utilities modernize faster, strengthen grid resilience and reduce energy costs

The **One Digital** Grid Platform combines planning, operations and asset management in a modular, **AI-enabled platform** designed for utilities — facilitating innovation without costly infrastructure upgrades



Introducing BESS for a Smarter Energy Future

Built for the evolving energy landscape, SEIL introduces an **end-to-end BESS** solution with intelligent digital orchestration - **EMS, DERMS & Microgrid control** to ensure grid-code compliance, resilience, and revenue optimization from day one.

Our portfolio de-risks integration for utilities while enabling C&I customers to **unlock peak-shaving, Time of Use optimization, Power Quality & backup power** with confidence.

Schneider's battery-agnostic, PCS-forward approach simplifies interoperability & accelerates commissioning, while Asset Advisor & Microgrid Advisor deliver continuous optimization, predictive maintenance, & long-term availability.



Key Features & USPs



Lowest Cost of Energy

Customised Architectures, Assessment of ROI, Sustainable Practices



End to End Solution

Single Window solution provider for products, software & Lifecycle Services



Cyber Security & Grid Compliance

Strong cybersecurity compliant solutions as per latest standards in BESS architectures



Lifecycle Service

EcoCare & Asset Advisory services for Lifecycle support & Predictive Analytics

Financial Performance

Strong Order Growth & Solid Sales performance

Financial Year 2025-26

Orders

INR 3430 cr.

27.4% growth YoY

Sales

INR 2891 cr.

9.6% growth YoY

PBT

10.1% to sales

Quarter 4, FY 2025-26

Orders

INR 772 cr.

1.4% growth YoY

Sales

INR 590 cr.

0.5% growth YoY

PBT

6.0% to sales

Highlights

- Strong Order intake in FY26 driving robust closing backlog :
INR 1911 cr. (+50.1% YoY)
- Solid Sales Growth for FY26
- Steady Performance in Q4 amid External Pressures

P&L Statement – 12M'FY26

Particulars	FY26		FY25		YoY (%)
	INR Cr.	% to Sales	INR Cr.	% to Sales	
Sales	2,891		2,637		9.6%
Other Income	18	0.6%	25	0.9%	-26.9%
Total Sales	2,909		2,661		9.3%
Material Costs	1,824	63.1%	1,631	61.8%	11.9%
Gross/ Material Margin	1,084	37.5%	1,031	39.1%	5.2%
Employee Costs	337	11.6%	301	11.4%	11.6%
Other Expenses	359	12.4%	322	12.2%	11.5%
EBITDA	389	13.4%	407	15.4%	-4.6%
Depreciation	32	1.1%	25	1.0%	27.3%
EBIT	356	12.3%	382	14.5%	-6.7%
Finance Cost	51	1.8%	49	1.9%	3.0%
Profit before Exceptional Items and tax	306	10.6%	333	12.6%	-8.1%
Exceptional Items	14	0.5%	-18	-0.7%	
Profit Before Tax	292	10.1%	350	13.3%	-16.8%
Total Tax Expense	79	2.7%	82	3.1%	
Profit After Tax	213	7.4%	268	10.2%	-20.7%
Oth. Comprehensive Income/(Loss)	-0	0.0%	-2	-0.1%	-99.6%
Total Comprehensive Income	213	7.4%	266	10.1%	-20.0%

Sales :

Strong Sales performance for FY26 with improving mix of services business

Profitability :

Margins moderated by input cost pressures and Exceptional Items.

Exceptional items -

Impact of INR 31.8 cr. YoY :

- Gratuity liability adjustment post new Labour code implementation - INR 14.2 Cr
- Reversal in FY25 on account of interest provisions related to past direct tax litigation matters under the Vivad-se-Vishwas Scheme - INR 17.6 Cr

P&L Statement – Q4'FY26

Particulars	Q4'FY26		Q4'FY25		YoY (%)
	INR Cr.	% to Sales	INR Cr.	% to Sales	
Sales	590		587		0.5%
Other Income	5	0.8%	6	1.0%	-18.6%
Total Sales	594		593		0.3%
Material Costs	379	64.2%	364	62.0%	4.0%
Gross/ Material Margin	216	36.6%	229	39.0%	-5.6%
Employee Costs	89	15.1%	76	13.0%	17.1%
Other Expenses	77	13.0%	60	10.2%	28.0%
EBITDA	50	8.4%	92	15.7%	-46.2%
Depreciation	10	1.7%	6	1.1%	55.4%
EBIT	40	6.8%	86	14.7%	-53.7%
Finance Cost	15	2.5%	13	2.2%	15.9%
Profit before Exceptional Items and tax	25	4.2%	73	12.5%	-66.0%
Exceptional Items	-10	-1.8%	-	0.0%	
Profit Before Tax	35	6.0%	73	12.5%	-51.7%
Total Tax Expense	13	2.3%	18	3.1%	
Profit After Tax	22	3.7%	55	9.3%	-59.8%
Oth. Comprehensive Income/(Loss)	-12	-2.1%	2	0.3%	
Total Comprehensive Income	10	1.6%	57	9.6%	-83.2%

Sales :

Steady Sales despite execution headwinds. Delivery deferrals and external factors impacted the quarter sales.

Profitability :

Profitability impacted by volatility of commodity prices, order mix and by a relatively lower operating leverage.

Exceptional items INR 10.4 Crores gain : Actualization of Labour code impact based on actuarial valuation

Advancing Energy Tech