

November 13, 2025

BSE Limited Corporate Relationship Department P.J. Towers, Dalal Street, Fort, Mumbai - 400 001	National Stock Exchange of India Ltd. Exchange Plaza, Bandra-Kurla Complex, Bandra (East) Mumbai - 400 051
Scrip Code : 506109	Symbol : GENESYS

Dear Sir/Madam,

Sub.: Outcome of Board Meeting under Regulation 30 of the Securities and Exchange Board of India (Listing Obligations and Disclosure Requirements) Regulations, 2015, as amended

In terms of Regulation 30 of the SEBI (Listing Obligations and Disclosure Requirements) Regulations, 2015 ("SEBI Listing Regulations"), we wish to inform that the Board of Directors of the Company at its meeting held today i.e. on Thursday, November 13, 2025, inter alia, considered and approved the following:

1. Un-audited Financial Results (Standalone & Consolidated) for the second quarter and half year ended September 30, 2025, along with Limited Review Report of Statutory Auditors. Copies of following enclosed as **Annexure-I**:
 - a. Un-audited Financial Results (Standalone & Consolidated) for the second quarter and half year ended September 30, 2025.
 - b. Limited Review Report of the Statutory Auditors on aforesaid results.

The meeting of the Board commenced at 04:10 p.m. and concluded at 05.15 p.m.

Kindly take the same on your records.

Thanking you,

Yours faithfully,
for **Genesys International Corporation Limited**


Kushal Jain
Company Secretary & Compliance Officer

Independent Auditor's Review Report on Standalone unaudited financial results of Genesys International Corporation Limited for the quarter and year to date pursuant to Regulation 33 of the SEBI (Listing Obligations and Disclosure Requirements) Regulations, 2015, as amended.

To The Board of Directors of Genesys International Corporation Limited

1. We have reviewed the accompanying Statement of standalone unaudited financial results of Genesys International Corporation Limited (hereinafter referred to as 'the Company') for the quarter ended September 30, 2025 and the year to-date results for the period from April 01, 2025 to September 30, 2025 ('the Statement') attached herewith, being submitted by the Company pursuant to the requirements of Regulation 33 of the Securities and Exchange Board of India (Listing Obligations and Disclosure Requirements) Regulations, 2015 as amended ('the Regulations').
2. This Statement, which is the responsibility of Company's Management and has been approved by the Company's Board of Directors, has been prepared in accordance with the recognition and measurement principles laid down in Indian Accounting Standard 34 'Interim Financial Reporting', prescribed under Section 133 of the Companies Act, 2013 ('the Act'), read with relevant rules issued thereunder ('Ind AS 34'), and other recognised accounting principles generally accepted in India, and is in compliance with the Regulations. Our responsibility is to express a conclusion on the Statement based on our review.
3. We conducted our review of the Statement in accordance with the Standard on Review Engagement (SRE) 2410, "Review of Interim Financial Information Performed by the Independent Auditor of the Entity" issued by the Institute of Chartered Accountants of India. A review of interim financial information consists of making inquiries, primarily of persons responsible for financial and accounting matters, and applying analytical and other review procedures. A review is substantially less in scope than an audit conducted in accordance with Standards on Auditing specified under section 143(10) of the Act and consequently does not enable us to obtain assurance that we would become aware of all significant matters that might be identified in an audit. Accordingly, we do not express an audit opinion.
4. Based on our review conducted as stated in paragraph 3 above, nothing has come to our attention that causes us to believe that the accompanying Statement prepared in accordance with the recognition and measurement principles laid down in Ind AS 34 and other recognised accounting principles generally accepted in India, has not disclosed the information required to be disclosed in terms of the Regulations including the manner in which it is to be disclosed, or that it contains any material misstatement.

For M S K A & Associates
Chartered Accountants
ICAI Firm Registration No.105047W


Amrisha Vaidya

Partner

Membership No.: 101739

UDIN: 25101739BBIKNB4722



Place: Mumbai

Date: November 13, 2025

STATEMENT OF UNAUDITED STANDALONE FINANCIAL RESULTS FOR THE QUARTER AND HALF YEAR ENDED SEPTEMBER 30, 2025

(₹ in Lakhs except earning per share)

	Particulars	Standalone					
		Quarter ended		For the half year ended		Year Ended	
		September 30, 2025 (Unaudited)	June 30, 2025 (Unaudited)	September 30, 2024 (Unaudited)	September 30, 2025 (Unaudited)	September 30, 2024 (Unaudited)	March 31, 2025 (Audited)
1	Revenue from operations	5,992.12	6,742.46	7,092.19	12,734.58	12,618.04	28,442.69
2	Other Income	392.18	135.80	99.67	527.98	240.49	444.50
3	Total Income (1+2)	6,384.30	6,878.26	7,191.86	13,262.56	12,858.53	28,887.19
4	Expenses						
	a) Project Expenses	2,211.96	1,569.30	2,201.35	3,781.26	3,664.52	7,448.87
	b) Employees benefit expenses	1,568.33	1,651.17	1,409.89	3,219.51	2,751.97	6,267.79
	c) Finance costs	310.37	318.29	188.16	628.66	312.32	878.03
	d) Depreciation and amortisation expenses	914.94	919.21	607.26	1,834.16	1,178.41	3,025.19
	e) Other expenses	538.64	568.87	552.29	1,107.51	1,210.55	2,311.18
	Total Expenses	5,544.24	5,026.84	4,958.95	10,571.10	9,117.77	19,931.06
5	Profit before Tax (3-4)	840.06	1,851.42	2,232.91	2,691.46	3,740.76	8,956.13
6	Tax Expense						
	a) Current Tax	223.27	512.84	419.12	736.12	702.14	1,566.43
	b) Deferred Tax	2.00	5.00	96.24	7.00	161.23	1,086.38
	Total Tax Expenses	225.27	517.84	515.36	743.12	863.37	2,652.81
7	Profit for the period/year (5-6)	614.79	1,333.58	1,717.55	1,948.34	2,877.39	6,303.32
8	Other comprehensive Income						
	A) Items that will not be reclassified to Profit & Loss						
	Remeasurement of net defined benefit plans (net of taxes)	18.15	(2.38)	(9.15)	15.77	(7.88)	(9.27)
	Other Comprehensive Income / (Loss) for the period/ year (net of tax)	18.15	(2.38)	(9.15)	15.77	(7.88)	(9.27)
9	Total Comprehensive Income for the period/ year (7+8)	632.94	1,331.20	1,708.40	1,964.11	2,869.51	6,294.05
10	Paid-up Equity Share Capital (Face value of ₹ 5/- each fully paid up)	2,085.95	2,081.20	1,981.71	2,085.95	1,981.71	1,990.11
11	Other Equity	-	-	-	-	-	60,109.12
12	Earnings per Share of face value of ₹ 5/- each						
	Basic	1.47	3.28	4.34	4.73	7.27	15.89
	Diluted	1.47	3.26	4.29	4.71	7.19	15.76

Note: Not annualised except for the year ended March 31, 2025.



Notes to unaudited standalone financial results:

- 1 The Statement has been prepared in accordance with the recognition and measurement principles laid down in Ind AS 34 'Interim Financial Reporting', prescribed under Section 133 of the Companies Act, 2013, as amended, read with relevant rules there under and in terms of Regulation 33 of the Securities and Exchange Board of India (Listing Obligations and Disclosure Requirements) Regulations 2015 as amended.
- 2 The unaudited standalone financial results for the quarter and half year ended 30 September 2025 were reviewed by the Audit Committee and approved by the Board of Directors of Genesys International Corporation Limited ('the Company') at their respective meeting held on November 13, 2025 and are available on the company's website and BSE (www.bseindia.com) and NSE (www.nseindia.com). The statutory auditor of the company have carried out limited review on the above results in terms of regulation 33 of the SEBI (Listing Obligation and Disclosure Requirements) Regulations, 2015 ('the Regulation') as amended and expressed an unmodified review conclusion.
- 3 On 17th May 2025, the Company has, by way of Qualified Institutional Placement (QIP) in accordance with SEBI (Issue of Capital and Disclosure Requirements) Regulations, 2018, as amended and section 42 and 62 of the Companies Act, 2013, allotted 17,39,625 equity shares of face value of ₹ 5 per share at a price of ₹ 632.32 per share, aggregating to ₹ 11,000 lakhs.

The funds raised by the Company pursuant to QIP have been partially utilized in accordance with the 'Use of Proceeds' mentioned in the placement document of QIP for the period ended 30th September, 2025 and unutilized balances as at 30th September, 2025 have been temporarily invested.
- 4 The Company operate in single operating segment i.e. GIS based services, Accordingly, the Company has only one reportable segment and disclosure as per IND AS 108 'Operating Segment' are not applicable.
- 5 Previous period figures have been re-grouped / re-classified, wherever necessary.

Place: Mumbai
Dated: November 13, 2025



For GENESYS INTERNATIONAL CORPORATION




SAJID MALIK
CHAIRMAN & MANAGING DIRECTOR
DIN No. 00400366



GENESYSSM

*Bringing together
people and technology*
(₹ In Lakhs)

GENESYS INTERNATIONAL CORPORATION LIMITED

STANDALONE BALANCE SHEET AS AT 30 September 2025

Particulars	As at	
	30 September 2025 (Unaudited)	31 March 2025 (Audited)
I. ASSETS		
1) NON-CURRENT ASSETS		
Property, plant & equipment	4,038.91	4,968.46
Capital work in progress	362.21	235.13
Right-of-use assets	1,456.90	1,706.67
Intangible assets	751.76	1,163.52
Intangible assets under development	16,411.47	15,323.22
Financial assets:		
Investments	13,647.16	13,647.16
Loans	24.80	26.60
Other financial assets	2,199.81	2,242.28
Deferred tax assets (net)	1,118.04	1,131.17
Other non current assets	1,487.18	452.03
Income tax assets (net)	97.85	18.59
Total non-current assets	41,596.10	40,914.83
2) CURRENT ASSETS		
Financial assets:		
Trade receivables	17,731.48	19,991.51
Cash and cash equivalents	2,754.17	111.70
Bank balances other than cash and cash equivalents	7,550.70	1,456.69
Loans	586.65	454.96
Other financial assets	25,341.94	20,352.91
Other current assets	2,446.86	689.57
Total current assets	56,411.80	43,057.34
TOTAL ASSETS	98,007.90	83,972.17
II. EQUITY AND LIABILITIES		
1) EQUITY		
Equity Share capital	2,085.95	1,990.11
Other equity	72,568.81	60,109.12
Total equity	74,654.76	62,099.23
2) NON-CURRENT LIABILITIES		
Financial liabilities:		
Borrowings	918.19	1,430.82
Lease liabilities	551.90	795.26
Provisions	996.75	946.37
Total non-current liabilities	2,466.84	3,172.45
3) CURRENT LIABILITIES		
Financial liabilities:		
Borrowings	12,702.46	9,525.12
Lease liabilities	466.88	436.73
Trade payables		
i) Total outstanding dues of micro enterprises and small enterprises	522.10	442.32
ii) Total outstanding dues of creditors other than micro enterprises and small enterprises	2,934.62	3,120.19
Other financial liabilities	2,852.39	2,875.05
Other current liabilities	486.77	727.63
Provisions	248.30	260.83
Current tax liabilities (net)	672.78	1,312.62
Total current liabilities	20,886.30	18,700.49
TOTAL EQUITY AND LIABILITIES	98,007.90	83,972.17





GENESYSSM

*Bringing together
people and technology*

GENESYS INTERNATIONAL CORPORATION LIMITED

STANDALONE CASH FLOW STATEMENT FOR THE PERIOD ENDED 30 September 2025

(₹ In Lakhs)

Particulars	30 September 2025 (Unaudited)		30 September 2024 (Unaudited)	
A CASH FLOW FROM OPERATING ACTIVITIES				
Profit before tax		2,691.46		3,740.76
Adjustments for:				
Depreciation and amortization expenses	1,834.16		1,178.41	
Interest income	(290.91)		(107.75)	
Gain on sale of property, plant and equipment	(36.45)		(1.79)	
Sundry Balance Written Back	(39.67)		(10.46)	
Sundry Balance Written off	5.00		2.55	
Provision for doubtful debts	249.18		198.65	
Finance cost	628.66		312.32	
Share based payment expenses	103.63		156.89	
Unrealised exchange (gain)/loss	(22.67)		(2.26)	
		2,430.93		1,726.55
Operating profit before working capital changes		5,122.39		5,467.31
Adjustments for :				
Decrease / (Increase) in Trade receivable	2,144.73		(1,072.02)	
(Increase) in Other financial assets	(3,465.78)		(6,340.33)	
(Increase) in Other assets	(1,968.99)		(303.90)	
(Decrease) / Increase in Trade payables	(177.34)		598.41	
Increase in Financial liabilities	97.84		200.20	
(Decrease) / Increase in Other liabilities and provisions	(181.11)		52.72	
		(3,550.65)		(6,864.92)
Cash Generated from/(used in) Operations		1,571.74		(1,397.61)
Income taxes paid (net)		(1,455.22)		(650.42)
Net Cash Generated from/(used in) Operating Activities [A]		116.52		(2,048.03)
B CASH FLOW FROM INVESTING ACTIVITIES				
Purchase of property, plant and equipments	(1,153.50)		(553.09)	
Purchase of Intangible Assets	(40.00)		(12.69)	
Amount paid towards Capital work in progress & Intangible Assets Under Development	(1,215.33)		(2,947.26)	
Proceeds from sale of property, plant and equipments	37.97		3.09	
Purchase of non current investments	-		(168.10)	
Proceeds from sale of investments	-		0.05	
Proceeds from / (investment) in Bank Deposits (Net)	(7,480.88)		3,359.51	
Interest received	197.00		114.46	
Loans & Advances given	(129.90)		1.80	
Net Cash (used in) Investing Activities [B]		(9,784.64)		(202.23)
C CASH FLOW FROM FINANCING ACTIVITIES				
Proceeds from issuance of equity shares (net off issue expenses)	10,353.14		-	
Proceeds from exercise of share options	134.62		255.18	
Principal paid on lease liabilities	(213.22)		(185.69)	
Interest paid on lease liabilities	(67.30)		(60.81)	
Proceeds from long term borrowings	-		7.00	
Repayment of long term borrowings	(512.63)		(472.75)	
Proceeds / (repayment) from/of short term borrowing (net)	3,177.34		1,228.19	
Interest paid	(561.36)		(251.51)	
Net cash generated from financing activities [C]		12,310.59		519.61
Net increase / (decrease) in cash & cash equivalents [A+B+C]		2,642.47		(1,730.65)
Cash and cash equivalents at the beginning of the year		111.70		2,059.35
Cash and cash equivalents at the end of the period		2,754.17		328.70
Components of cash & cash equivalents				
Cash on hand		1.17		26.17
Balances with banks in current accounts		41.33		302.53
Bank deposit with maturity of less than or equal to 3 months		2,711.67		-
Cash and cash equivalents at the end of the period		2,754.17		328.70



Independent Auditor's Review Report on Consolidated Unaudited financial results of Genesys International Corporation Limited for the quarter and year to date pursuant to the Regulation 33 of the SEBI (Listing Obligations and Disclosure Requirements) Regulations, 2015, as amended.

To The Board of Directors of Genesys International Corporation Limited

1. We have reviewed the accompanying Statement of consolidated unaudited financial results of Genesys International Corporation Limited (hereinafter referred to as 'the Holding Company'), its subsidiaries, (the Holding Company and its subsidiaries together referred to as the 'Group') for the quarter ended September 30, 2025 and the year to-date results for the period from April 01, 2025 to September 30, 2025 ('the Statement'), attached herewith, being submitted by the Holding Company pursuant to the requirements of Regulation 33 of the Securities and Exchange Board of India (Listing Obligations and Disclosure Requirements) Regulations, 2015, as amended ('the Regulations').
2. This Statement, which is the responsibility of the Holding Company's Management and has been approved by the Holding Company's Board of Directors, has been prepared in accordance with the recognition and measurement principles laid down in Indian Accounting Standard 34 'Interim Financial Reporting', prescribed under Section 133 of the Companies Act, 2013 ('the Act'), read with relevant rules issued thereunder ('Ind AS 34') and other recognised accounting principles generally accepted in India and is in compliance with the Regulations. Our responsibility is to express a conclusion on the Statement based on our review.
3. We conducted our review of the Statement in accordance with the Standard on Review Engagements (SRE) 2410, 'Review of Interim Financial Information Performed by the Independent Auditor of the Entity' issued by the Institute of Chartered Accountants of India. A review of interim financial information consists of making inquiries, primarily of persons responsible for financial and accounting matters, and applying analytical and other review procedures. A review is substantially less in scope than an audit conducted in accordance with Standards on Auditing specified under section 143(10) of the Act and consequently does not enable us to obtain assurance that we would become aware of all significant matters that might be identified in an audit. Accordingly, we do not express an audit opinion.

We also performed procedures in accordance with the circular issued by the Securities and Exchange Board of India under Regulation 33 (8) of the Regulations, to the extent applicable.

4. This Statement includes the results of the Holding Company and the following entities:

Sr. No	Name of the Entity	Relationship with the Holding Company
1	AN Virtual World Tech Limited	Subsidiary
2	Genesys Middle East Company Limited	Wholly Owned Subsidiary



MSKA & Associates

Chartered Accountants

5. Based on our review conducted and procedures performed as stated in paragraph 3 above and based on the consideration of the review reports of the other auditor referred to in paragraph 6, nothing has come to our attention that causes us to believe that the accompanying Statement, prepared in accordance with the recognition and measurement principles laid down in Ind AS 34 and other recognised accounting principles generally accepted in India, has not disclosed the information required to be disclosed in terms of the Regulations, including the manner in which it is to be disclosed, or that it contains any material misstatement.
6. We did not review the interim financial information of one subsidiary located outside India included in the Statement, whose interim financial information reflect total assets of Rs. 6,786.73 Lakhs as at September 30, 2025 and total revenues of Rs. 893.27 Lakhs, total net profit/(loss) after tax of Rs. 226.68 Lakhs and (Rs. 413.03) Lakhs and total comprehensive income/(loss) of Rs. 226.68 Lakhs and (Rs. 413.03) Lakhs, for the quarter ended September 30, 2025 and for the period from April 01, 2025 to September 30, 2025, respectively, and net cash outflows of Rs. 18.64 Lakhs for the period from April 01, 2025 to September 30, 2025, as considered in the Statement. This interim financial information has been reviewed by other auditor whose report have been furnished to us by the Management and our conclusion on the Statement, in so far as it relates to the amounts and disclosures included in respect of this subsidiary, is based solely on the report of the other auditor and the procedures performed by us as stated in paragraph 3 above.


Our conclusion is not modified in respect of the above matter with respect to our reliance on the work done by and report of the other auditor.

7. The subsidiary located outside India, whose interim financial information has been prepared in accordance with the accounting principles generally accepted in their respective country and which has been reviewed by other auditor under generally accepted auditing standards applicable in their respective country. The Holding Company's Management has converted the interim financial information of such subsidiary, located outside India from accounting principles generally accepted in their respective country to accounting principles generally accepted in India.

We have reviewed these conversion adjustments made by the Holding Company's Management. Our conclusion on the Statement, in so far as it relates to the interim financial information of such subsidiary located outside India is based on the report of other auditor and the conversion adjustments prepared by the Management of the Holding Company and reviewed by us.

Our conclusion is not modified in respect of the above matter.

For M S K A & Associates
Chartered Accountants
ICAI Firm Registration No.105047W


Amrisha Vaidya
Partner

Membership No.: 101739

UDIN: 25101739BMIKNC4852



Place: Mumbai

Date: November 13, 2025

STATEMENT OF UNAUDITED CONSOLIDATED FINANCIAL RESULTS FOR THE QUARTER AND HALF YEAR ENDED SEPTEMBER 30, 2025

(₹ in Lakhs except earning per share)

	Particulars	Consolidated					
		Quarter ended			For the half year ended		Year ended
		September 30, 2025 (Unaudited)	June 30, 2025 (Unaudited)	September 30, 2024 (Unaudited)	September 30, 2025 (Unaudited)	September 30, 2024 (Unaudited)	March 31, 2025 (Audited)
1	Revenue from operations	7,694.64	7,086.76	7,202.44	14,781.40	12,778.16	31,103.15
2	Other Income	384.18	127.39	99.67	511.58	240.49	435.56
3	Total Income (1+2)	8,078.82	7,214.15	7,302.11	15,292.98	13,018.65	31,538.71
4	Expenses						
	a) Project expenses	2,065.74	1,801.29	2,212.00	3,867.03	3,685.78	7,863.57
	b) Employees benefit expenses	1,779.69	1,669.14	1,430.66	3,448.82	2,780.64	6,298.80
	c) Finance costs	310.37	318.29	188.16	628.66	312.32	878.03
	d) Depreciation and amortisation expenses	1,562.03	1,542.99	1,225.30	3,105.02	2,405.31	5,502.79
	e) Other expenses	849.74	666.44	621.48	1,516.18	1,332.38	2,727.90
	Total expenses	6,567.57	5,998.15	5,677.60	12,565.71	10,516.43	23,271.09
5	Profit before Tax (3-4)	1,511.25	1,216.00	1,624.51	2,727.27	2,502.22	8,267.62
6	Tax Expense						
	Current Tax	304.08	513.40	419.12	817.48	702.14	1,570.88
	Deferred Tax	2.00	5.00	96.24	7.00	161.23	1,086.38
	Total Tax Expenses	306.08	518.40	515.36	824.48	863.37	2,657.26
7	Profit for the period/year (5-6)	1,205.17	697.60	1,109.15	1,902.79	1,638.85	5,610.36
8	Other comprehensive Income						
	(A) Items that will not be reclassified to Profit & Loss						
	Remeasurement of net defined benefit plans (net of taxes)	18.04	(2.27)	(9.15)	15.77	(7.88)	(9.26)
	(B) Items that will be reclassified to Profit & Loss						
	Exchange differences on translation of financial statements of foreign operations	311.99	(50.08)	32.22	261.91	41.58	216.03
	Other Comprehensive Income/(Loss) for the period/year (Net of Tax)	330.03	(52.35)	23.07	277.68	33.70	206.77
9	Total Comprehensive Income for the period/ year after Tax (7+8)	1,535.20	645.25	1,132.22	2,180.47	1,672.55	5,817.13
10	Profit/(Loss) for the period / year attributable to Non - Controlling Interest Equity Share Holder's of the Company						
		5.07	(14.33)	(13.91)	(9.25)	(22.35)	(11.96)
		1,200.10	711.93	1,123.06	1,912.03	1,661.20	5,622.32
11	Total Comprehensive Income/(Loss) for the period / year attributable to Non - Controlling Interest Equity Share Holder's of the Company						
		10.51	(14.39)	(13.37)	(3.87)	(21.21)	(7.24)
		1,524.70	659.64	1,145.59	2,184.34	1,693.76	5,824.37
12	Paid-up Equity Share Capital (Face value of ₹ 5/- each fully paid up)	2,085.95	2,081.20	1,981.71	2,085.95	1,981.71	1,990.11
13	Other Equity						
	Owner's Share						53,563.78
	Non Controlling Interest						154.33
14	Earnings/(Loss) per Share of face value of ₹ 5/- each						
	Basic	2.89	1.75	2.80	4.62	4.14	14.14
	Diluted	2.88	1.74	2.77	4.60	4.10	14.03

Note: Not annualised except for the year ended March 31, 2025.



Regd. Office : 73-A SDF, III SDFPZ, Andheri (E), Mumbai - 400 096, India.

Tel.: +91-22-2829 0303 • +91-22-4488 4488 • Fax : +91-22-2829 0603

Website : www.igenesys.com • E-mail : sales@igenesys.com

CIN : L65990MH1983PLC029197



Notes to unaudited consolidated financial results for the quarter and half year ended 30 September 2025:

- 1 The Unaudited consolidated financials results of Genesys International Corporation Limited ('the parent company') and its subsidiaries (together referred as 'Group') have been prepared in accordance with Indian Accounting Standards (Ind AS) notified under section 133 of the Companies Act, 2013, read together with the companies (Indian Accounting Standards) Rules 2015 (as amended) and other accounting principles generally accepted in India and in compliance with Regulation 33 of the Securities and Exchange Board of India (Listing Obligations and Disclosure Requirements), 2015 as amended.
- 2 The unaudited consolidated financial results for the quarter and half year ended 30 September 2025 were reviewed by the Audit Committee and approved by the Board of Directors of Genesys International Corporation Limited ('the Company') at their respective meeting held on November 13, 2025 and are available on the company's website and BSE (www.bseindia.com) and NSE (www.nseindia.com). The statutory auditor of the company have carried out limited review on the above results in terms of regulation 33 of the SEBI (Listing Obligation and Disclosure Requirements) Regulations, 2015 ('the Regulation') as amended and expressed an unmodified review conclusion.
- 3 On 17th May 2025, the Parent Company has, by way of Qualified Institutional Placement (QIP) in accordance with SEBI (Issue of Capital and Disclosure Requirements) Regulations, 2018, as amended and section 42 and 62 of the Companies Act, 2013, allotted 17,39,625 equity shares of face value of ₹ 5 per share at a price of ₹ 632.32 per share, aggregating to ₹ 11,000 lakhs.

The funds raised by the Company pursuant to QIP have been partially utilized in accordance with the 'Use of Proceeds' mentioned in the placement document of QIP for the period ended 30th September, 2025 and unutilized balances as at 30th September, 2025 have been temporarily invested.
- 4 The Group operate in single operating segment i.e. GIS based services, Accordingly, the Group has only one reportable segment and disclosure as per IND AS 108 'Operating Segment' are not applicable.
- 5 Previous period figures have been re-grouped / re-classified, wherever necessary.

For GENESYS INTERNATIONAL CORPORATION LIMITED

Place: Mumbai
Dated: November 13, 2025



SAJID MALIK
CHAIRMAN & MANAGING DIRECTOR
DIN No. 00400366



GENESYSSM

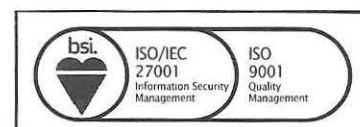
*Bringing together
people and technology*

Genesys International Corporation Limited

CONSOLIDATED BALANCE SHEET AS AT 30 SEPTEMBER 2025

(₹ In Lakhs)

Particulars	As at	
	30 SEPTEMBER 2025 (Unaudited)	31 March 2025 (Audited)
I. ASSETS		
1) NON-CURRENT ASSETS		
Property, plant & equipment	4,040.20	4,968.46
Capital work in progress	362.21	235.13
Right-of-use assets	1,456.90	1,706.67
Other intangible assets	4,581.75	6,101.71
Intangible assets under development	16,411.47	15,323.22
Financial assets:		
Loans	24.80	26.60
Other financial assets	2,279.52	2,319.73
Deferred tax assets (net)	1,118.04	1,131.17
Other non current assets	1,487.20	452.03
Income tax assets (net)	97.85	18.59
Total non-current assets	31,859.94	32,283.31
2) CURRENT ASSETS		
Financial assets:		
Trade receivables	20,937.63	22,199.47
Cash and cash equivalents	2,955.93	334.36
Bank balances other than cash and cash equivalents	7,550.70	1,456.69
Loans	3.60	3.60
Other financial assets	26,138.11	20,647.00
Other current assets	2,578.32	872.17
Total current assets	60,164.29	45,513.29
TOTAL ASSETS	92,024.23	77,796.60
II. EQUITY AND LIABILITIES		
1) EQUITY		
Equity share capital	2,085.95	1,990.11
Other equity	66,249.05	53,563.78
Equity attributable to shareholders of the Company	68,335.00	55,553.89
Non controlling interest	150.45	154.33
Total equity	68,485.45	55,708.22
2) NON-CURRENT LIABILITIES		
Financial liabilities:		
Borrowings	918.19	1,430.82
Lease liabilities	551.90	795.26
Provisions	996.75	946.37
Total non-current liabilities	2,466.84	3,172.45
3) CURRENT LIABILITIES		
Financial liabilities:		
Borrowings	12,731.72	9,553.38
Lease liabilities	466.88	436.73
Trade payables		
i) Total outstanding dues of micro enterprises and small enterprises	522.10	442.32
ii) Total outstanding dues of creditors other than micro enterprises and small enterprises	2,872.09	3,262.50
Other financial liabilities	2,889.98	2,878.95
Other current liabilities	581.95	763.95
Provisions	248.30	260.83
Current tax liabilities (net)	758.92	1,317.27
Total current liabilities	21,071.94	18,915.93
TOTAL EQUITY AND LIABILITIES	92,024.23	77,796.60





GENESYSSM

*Bringing together
people and technology*

GENESYS INTERNATIONAL CORPORATION LIMITED

CONSOLIDATED CASH FLOW STATEMENT FOR THE PERIOD ENDED 30 SEPTEMBER 2025

(₹ In Lakhs)

Particulars	30 September 2025 (Unaudited)		30 September 2024 (Unaudited)	
A CASH FLOW FROM OPERATING ACTIVITIES				
Profit / (loss) before tax		2,727.27		2,502.22
Adjustments for:				
Depreciation and amortization expenses	3,105.02		2,405.31	
Interest income	(274.50)		(107.75)	
Gain on disposal of property, plant and equipment	(36.45)		(1.79)	
Sundry Balance Written Back	(39.67)		(10.46)	
Sundry Balance Written off	5.00		2.55	
Provision for doubtful debts provided	249.18		198.65	
Finance cost	628.66		312.32	
Share based payment expenses	103.63		156.89	
Unrealised exchange (gain)/loss	(22.66)		(2.26)	
		3,718.21		2,953.45
Operating profit before working capital changes		6,445.48		5,455.67
Adjustments for :				
Decrease/ (Increase) in Trade receivable	1,247.87		(1,232.45)	
(Increase) in Other financial assets	(3,901.23)		(6,427.79)	
(Increase) in Other assets	(1,911.98)		(331.90)	
(Decrease) / Increase in Trade payables	(465.33)		541.47	
Increase in Financial liabilities	129.27		223.17	
(Decrease)/ Increase in Other liabilities and provisions	(128.33)		132.61	
		(5,029.73)		(7,094.89)
Cash Generated from/(used in) Operations		1,415.75		(1,639.22)
Income taxes paid (net)		(1,459.77)		(671.23)
Net Cash (used in) Operating Activities [A]		(44.02)		(2,310.45)
B CASH FLOW FROM INVESTING ACTIVITIES				
Purchase of property, plant and equipments	(1,154.54)		(553.09)	
Purchase of Intangible Assets	(40.00)		(59.83)	
Amount Paid towards Capital work in progress & Intangible Assets Under Development	(1,215.33)		(2,947.26)	
Proceeds from disposal of property, plant and equipments	37.97		3.09	
Proceeds from / (investment) in Bank Deposits (Net)	(7,480.88)		3,359.51	
Interest received	180.18		114.46	
Advances received	1.80		1.80	
Net Cash (used in) Investing Activities [B]		(9,670.80)		(81.27)
C CASH FLOW FROM FINANCING ACTIVITIES				
Proceeds from issuance of equity shares (net off issue expenses)	10,353.14		-	
Proceeds from exercise of share options	134.62		255.18	
Principal paid on lease liabilities	(213.22)		(185.69)	
Interest paid on lease liabilities	(67.30)		(60.81)	
Proceeds from long term borrowings	-		7.00	
Repayment of long term borrowings	(512.63)		(472.75)	
Proceeds from short term borrowing (net)	3,153.47		1,239.78	
Interest paid	(561.36)		(251.51)	
Net cash generated from financing activities [C]		12,286.74		531.20
Net increase/(decrease) in cash & cash equivalents [A+B+C]		2,571.92		(1,860.52)
Cash and cash equivalents at the beginning of the year		334.36		2,326.74
Exchange difference on translation of foreign currency cash and cash equivalents		49.65		-
Cash and cash equivalents at the end of the Period		2,955.93		466.22
Components of cash & cash equivalents				
Cash on hand		13.81		38.11
Balances with banks in current accounts		230.45		428.10
Bank deposit with maturity of less than or equal to 3 months		2,711.67		-
Cash and cash equivalents at the end of the Period		2,955.93		466.22

