

May 11, 2026

The Manager, Corporate Relationship Department, BSE Limited. 25 th Floor, P.J. Towers, Dalal Street, Mumbai - 400001	The Manager, Listing Department, National Stock Exchange of India Ltd. 'Exchange Plaza', C- 1 Block G, Bandra Kurla Complex, Bandra (East) Mumbai - 400051
Scrip Code: 534600	NSE Symbol: JTLIND

REG: EARNINGS PRESS RELEASE ON AUDITED FINANCIAL RESULTS FOR THE FOURTH QUARTER AND FINANCIAL YEAR ENDED MARCH 31, 2026

Dear Sir/Ma'am,

Pursuant to Regulation 30 and other applicable provisions, if any, of SEBI (Listing Obligations and Disclosure Requirements) Regulations, 2015, Please find attached herewith detailed Earnings Press Release on Audited Financial Results for the Fourth Quarter and Financial year ended March 31, 2026.

Kindly take the same on record.

Thanking you,


Yours Sincerely,

For JTL Industries Limited

Amrender
Kumar Yadav

Digitally signed by
Amrender Kumar Yadav
Date: 2026.05.11
14:36:16 +05'30'

Amrender Kumar Yadav
Company Secretary and Compliance Officer
(M. No. A41946)



Chandigarh, 11th May 2026: JTL Industries Limited (“JTL” or “The Company”) (BSE: 534600 | NSE: JTLIND), a leading manufacturer of structural steel tubes, announced its audited financial results for the quarter and year ended 31st March 2026.

Q4&FY26 – KEY HIGHLIGHTS

1. Q4FY26:

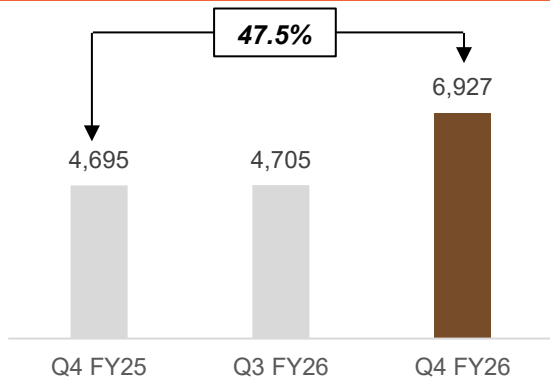
- JTL has achieved its highest-ever quarterly revenue from operations of **₹ 6,927 Mn** in Q4 FY26, reflecting a strong **47.5% YoY** and **47.2% QoQ** growth.
- EBITDA stood at **₹ 577 Mn**, registering robust growth of **224.0% YoY** and **49.5% QoQ**
- EBITDA/ton stood at **₹ 4,685/ton**, increase of **120.0% YoY** and **10.3% QoQ**
- Profit after Tax (PAT) stood at **₹ 379 Mn**, reflecting growth of **125.2% YoY** and **42.9% QoQ**

2. FY26:

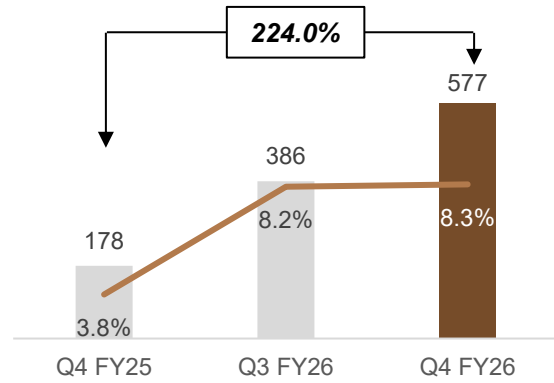
- JTL reported its highest-ever annual revenue from operations of **₹ 21,364 Mn**, reflecting growth of **11.5% YoY**
- EBITDA increased by **25.6% YoY** to **₹ 1,544 Mn**
- EBITDA/ton improved to **₹ 3,900/ton** vs **₹ 3,538/ton** in FY25, increase of **10.2% YoY**
- Profit after Tax (PAT) increased by **4.3% YoY** to **₹ 1,031 Mn**

Quarterly Financial Performance

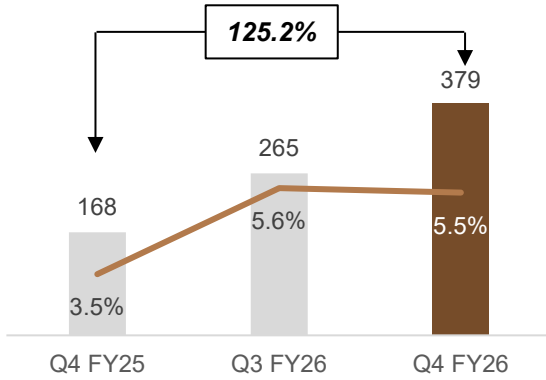
Revenue from Operations (₹ Mn)



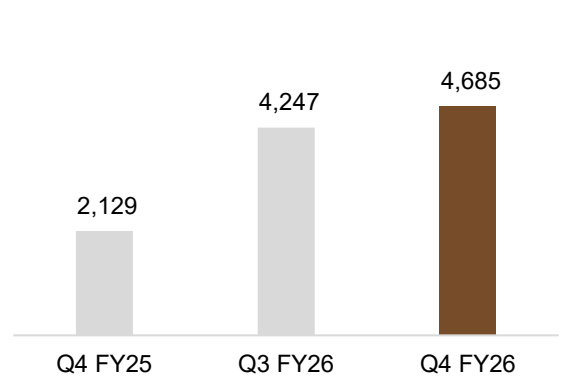
EBITDA (₹ Mn) and EBITDA Margin (%)



PAT (₹ Mn) and PAT Margin (%)

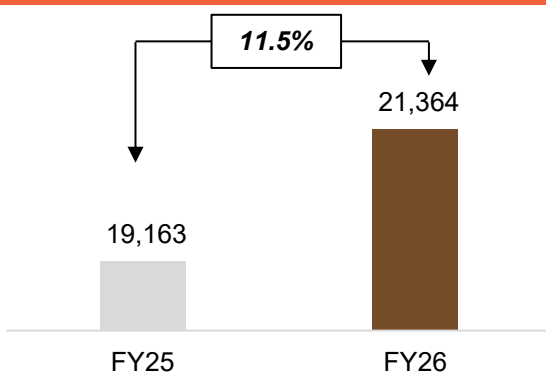


EBITDA/Ton (₹)

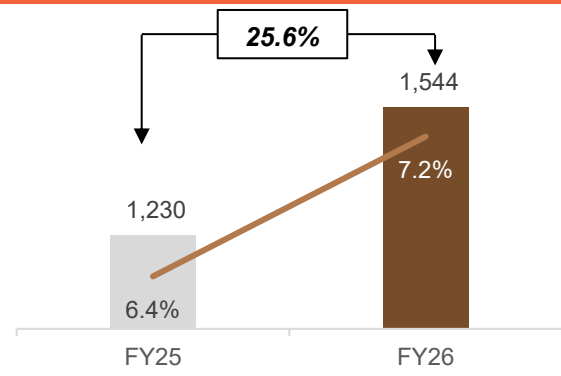


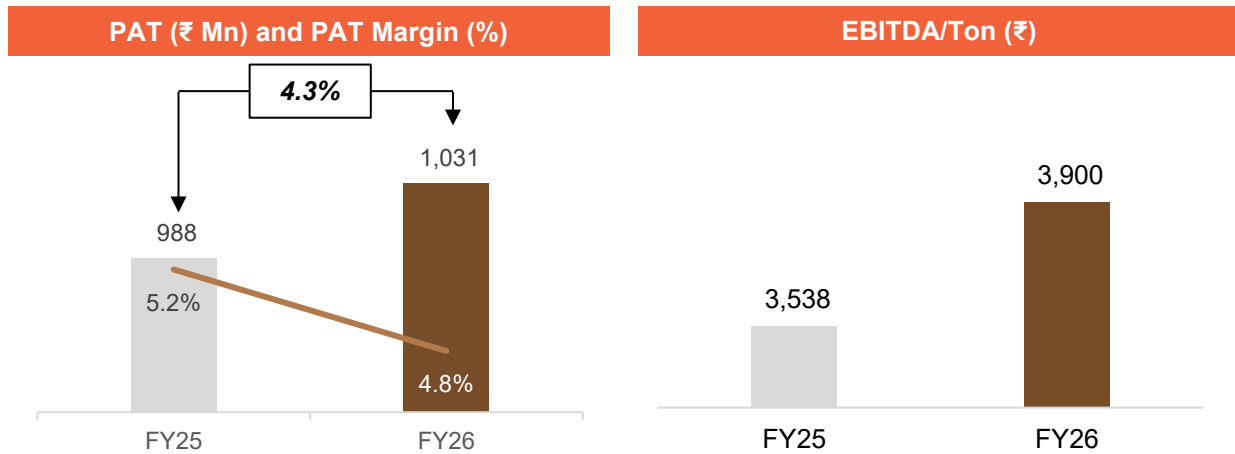
Annual Financial Performance

Revenue from Operations (₹ Mn)



EBITDA (₹ Mn) and EBITDA Margin (%)





Commenting on the performance, Mr. Madan Mohan, Managing Director of JTL Industries said:

“FY26 has been a landmark year for JTL Industries as the Company delivered its highest-ever annual revenue and sales volumes, supported by strong demand across infrastructure and industrial segments, improved operational efficiencies and higher utilization across facilities. Revenue from operations for FY26 stood at ₹ 21,364 Mn, reflecting growth of 11.5% YoY, while EBITDA increased by 25.6% YoY to ₹ 1,544 Mn. Annual sales volumes stood at 3,95,900 MT during FY26, supported by capacity ramp-up, improved product mix and increasing contribution from value-added products.

In Q4 FY26, the Company reported its highest-ever quarterly revenue and sales volumes, driven by strong execution across domestic and export markets. Revenue from operations stood at ₹ 6,927 Mn, reflecting growth of 47.5% YoY and 47.2% QoQ, while EBITDA stood at ₹ 577 Mn, registering strong growth of 224.0% YoY and 49.5% QoQ. EBITDA per ton improved significantly to ₹ 4,685 during the quarter, supported by better realizations, operational efficiencies and higher contribution from value-added products. Profit after tax for Q4 FY26 stood at ₹ 379 Mn, reflecting growth of 125.2% YoY and 42.9% QoQ.

The Company continued to witness encouraging traction in DFT structural steel pipes and export markets during the quarter, supported by improving market acceptance and enhanced capacity utilization at the Mangaon facility. Going forward, JTL remains focused on strengthening its value-added product portfolio, improving operational efficiencies and expanding its presence across domestic and international markets.”

About JTL Industries Limited

JTL Industries Limited is among the fastest-growing steel tube manufacturers, with its registered office situated in Chandigarh. The company operates manufacturing facilities in Punjab, Maharashtra, Chhattisgarh and Himachal Pradesh (including its subsidiaries). Its cumulative pipe manufacturing capacity is approximately 9,36,000 MTPA, with around 3,00,000 MTPA dedicated to backward integration. The company is a recognized Three Star Export House. Its product range includes DFT Structural Pipes, GI Pipes, MS Black Pipes, Hollow Sections, Solar Structures, HR Coils and Phosphorous Bronze, Copper and Brass Alloys, among others, which cater to various industrial and infrastructural applications.

For further information, please contact:



Mr. Amrender Kumar Yadav

Company Secretary and Compliance Officer

secretarial@jtl.one

**Churchgate
Investor Relations**

Kapil Juneja / Soham Arora

+91 99454 72589

jtl@churchgatepartners.com

DISCLAIMER: Certain statements in this document that are not historical facts are forward looking statements. Such forward looking statements are subject to certain risks and uncertainties like government actions, local, political or economic developments, technological risks, and many other factors that could cause actual results to differ materially from those contemplated by the relevant forward-looking statements. JTL Industries Ltd. shall not be in any way responsible for any action taken based on such statements and undertakes no obligation to publicly update these forward-looking statements to reflect subsequent events or circumstances.