

Regd Office:
9 Cathedral Road
Chennai 600 086 India
Tel + 91 44 2812 8500
E-mail: csl@sanmargroup.com
www.chemplastsanmar.com
CIN L24230TN1985PLC011637

25th May, 2026

BSE Limited Phiroze Jeejeebhoy Towers, Dalal Street, Mumbai – 400 001 Scrip Code - 543336	National Stock Exchange of India Limited Exchange Plaza, Bandra Kurla Complex Mumbai – 400 050 Scrip Symbol - CHEMPLASTS
--	---

Subject: Investor Presentation

Please find enclosed a copy of Investor Presentation - Q4 & FY '26.

Copy of Investor Presentation will also be available on the website of the company at www.chemplastsanmar.com

Date & Time of occurrence of the information: 25th May, 2026; 8: 18 PM (IST)

Thanking You,
Yours faithfully,

For CHEMPLAST SANMAR LIMITED

**PADMANABHAN
SRINIVASAN**

Digitally signed by
PADMANABHAN SRINIVASAN
Date: 2026.05.25 20:38:18 +05'30'

P SRINIVASAN

Company Secretary and Compliance Officer
Memb No. ACS 10129



Chemplast Sanmar Ltd.

Investor Presentation – Q4 & FY '26

Safe Harbour



This presentation and the accompanying slides (the 'Presentation'), which have been prepared by **Chemplast Sanmar Ltd. (the 'Company')**, have been prepared solely for information purposes and do not constitute any offer, recommendation or invitation to purchase or subscribe for any securities, and shall not form the basis or be relied on in connection with any contract or binding commitment whatsoever. No offering of securities of the Company will be made except by means of a statutory offering document containing detailed information about the Company.

This Presentation has been prepared by the Company based on information and data which the Company considers reliable, but the Company makes no representation or warranty, express or implied, whatsoever, and no reliance shall be placed on, the truth, accuracy, completeness, fairness and reasonableness of the contents of this Presentation. This Presentation may not be all inclusive and may not contain all of the information that you may consider material. Any liability in respect of the contents of, or any omission from, this Presentation is expressly excluded.

This Presentation contains certain forward looking statements concerning the Company's future business prospects and business profitability, which are subject to a number of risks and uncertainties and the actual results could materially differ from those in such forward looking statements. The risks and uncertainties relating to these statements include, but are not limited to, risks and uncertainties regarding fluctuations in earnings, our ability to manage growth, competition (both domestic and international), economic growth in India and abroad, ability to attract and retain highly skilled professionals, time and cost over runs on contracts, our ability to manage our international operations, government policies and actions regulations, interest and other fiscal costs generally prevailing in the economy. The Company does not undertake to make any announcement in case any of these forward looking statements become materially incorrect in future or update any forward looking statements made from time to time by or on behalf of the Company.



Performance Highlights

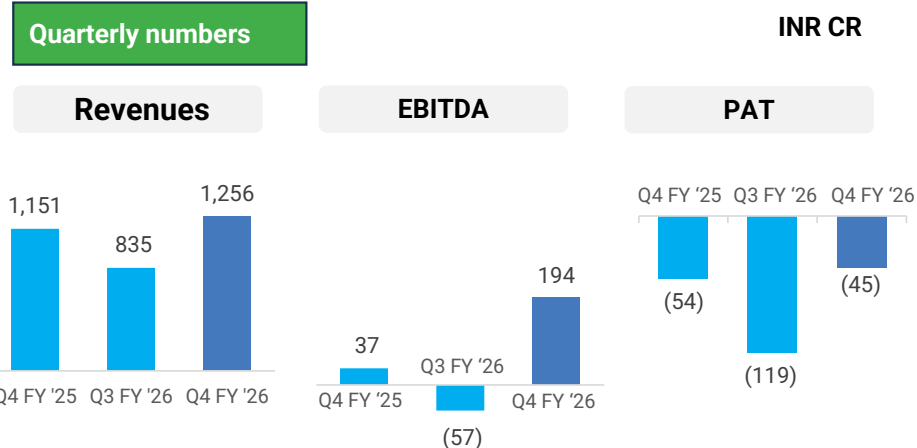


Performance Highlights: Q4 & FY '26

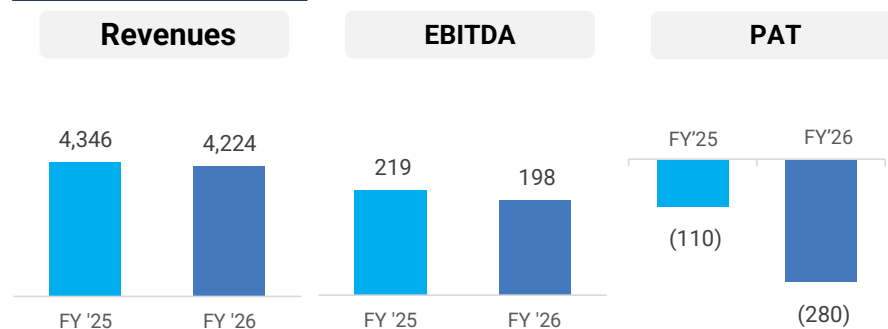


Key Highlights

Quarterly numbers



Full year numbers



All computations are on Consolidated basis

(A) Speciality Segment

(a) Paste PVC

- Paste PVC demand remained steady during the quarter, with the Company continuing to strengthen its market position. The realisations and margins also saw a steady uptick.
- Finance Ministry notification, based on the final findings from the DGTR investigation, on ADD against EU and Japan, are expected shortly.

(b) Custom Manufactured Chemicals Division ('CMCD')

- Q4 FY '26 sales saw a decent uptick, despite some volumes getting deferred to the next quarter. The performance continued to be impacted by the agrochemical slowdown, which is temporary.
- The product pipeline continues to gain momentum, with 45+ molecules progressing across various stages of development
- We are further accelerating our business development efforts in the markets where we participate. This includes recruiting senior resources in these geographies.

(c) Refrigerant Gases (R32)

- Commercial production of R32 Refrigerant Gas at our 2kt swing plant at Mettur commenced in May-26.
- Potential customers are being shortlisted, with initial market engagement underway.



Performance Highlights: Q4 & FY '26



B) Commodity Segment

a) Suspension PVC

- Q4 FY '26 began on a positive note, supported by dealer restocking and an expectation of improving prices. The Chinese Government's announcement to withdraw the export rebates on PVC also helped in pushing PVC prices further up.
- The Middle East war situation, however, has had consequential impact on the availability of VCM in Asia given the acute shortage of naphtha / ethylene. This led to a sharp spurt in VCM prices. While this increase in VCM prices were matched initially (in March) by similar increase in PVC prices, the latter did not last as carbide PVC from China started flooding India at very low prices.
- CCVL has recorded a charge of INR 150 Crores as an exceptional item for the year ended March 31, 2026, towards provision for onerous contracts and write-down in the carrying value of raw materials in line with the applicable accounting standards.
- Continued influx of low-cost imports amid lack of regulatory interventions (QCO/ADD), exposes the segment to margin pressures and the outlook is very subdued. While the removal of export rebate in China acted as a fillip in the first two months of Q4 FY '26, the same has been completely nullified with the volatility seen post the commencement of Middle East war.
- Given the challenging business environment, an impairment testing of the carrying value of CSL's investment in CCVL was carried out. This assessment has resulted in an impairment loss, being non-cash in nature, of INR 898 crores vis-à-vis the book value of the investments of INR 1,556 crores.

b) Value-added Chemicals ('VAC')

- Caustic soda prices and margins remained under pressure during most of Q4 FY '26 due to global oversupply and weak demand conditions.
- Hydrogen Peroxide and Chloromethanes performance was impacted by lower production and weak demand in select downstream segments.



MD's Message



S. Ganeshkumar
Managing Director

"FY 2025–26 turned out to be a very challenging year. During the year, the Company reported consolidated revenue of INR 4,224 crores and EBITDA of INR 198 crores.

Our Paste PVC business continued to perform steadily, and the Cuddalore facility has reached full capacity utilization levels. The outlook for this business remains positive as we continue to witness stable demand. We also await the ADD notification by the Finance Ministry, covering imports coming from EU and Japan.

The CMCD business saw healthy dispatches in Q4 FY '26, despite some sales getting deferred to the current financial year. The pipeline continues to gain momentum, with 45+ molecules progressing across various stages of development. We are also pleased to announce that commercial production of R32 Refrigerant Gas at our 2kt swing plant at Mettur commenced in May 2026. Further, our capex plans for new R32 capacity are on track to come onstream in a phased manner.

The S-PVC business was impacted by adverse regulatory changes, including non-implementation of ADD and removal of import protection, along with lower import parity prices and high raw material prices due to the West-Asia crisis. This resulted in an impairment of Rs. 898 Cr on the Company's investment in CCVL. This is only an accounting entry having no cash flow impact.

The Board has constituted a committee of three Independent Directors to examine the strategic priorities for the company with a view to enhance the long-term value creation for stakeholders. The committee may evaluate potential reorganization and M&A opportunities and will table their findings to the Board for review and appropriate decision making. The committee may engage advisors to support them in this engagement.

In the current situation, we continue to focus on operational efficiency, cost optimization, and strengthening our speciality segment to drive sustainable long-term growth."

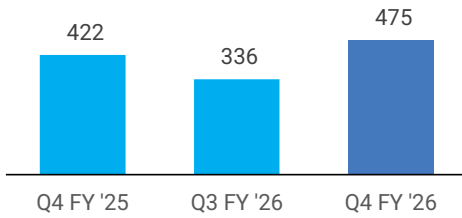
Segmental Highlights - Quarterly



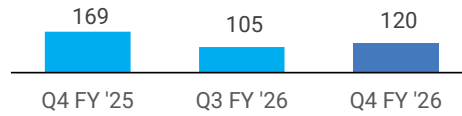
INR CR

Revenue Break-up

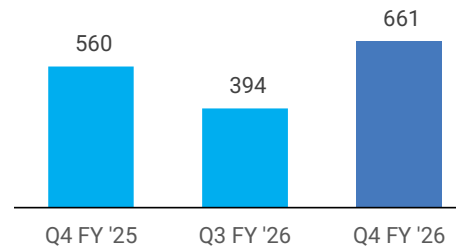
Speciality Chemicals[^]



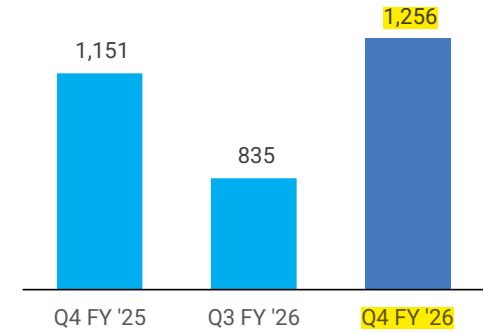
Value - Added Chemicals[#]



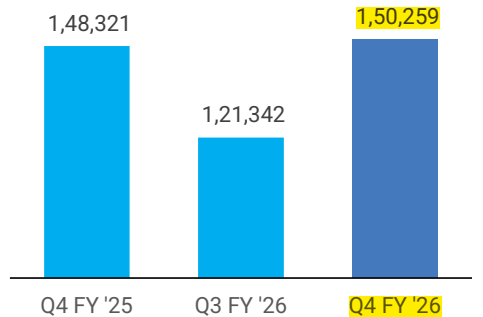
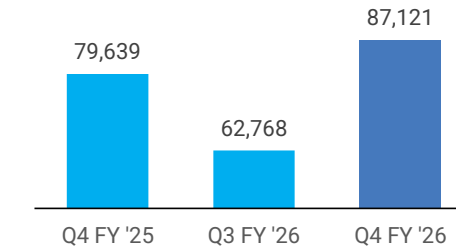
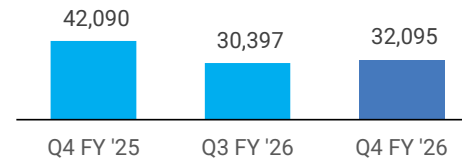
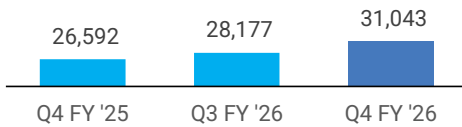
Suspension PVC



Consolidated



Sales Volume



MT

"MT "stands for metric tons

[^] - speciality chemicals comprises of Paste PVC, CMCD and Refrigerant gas

[#] - VAC includes Caustic Soda, Chloromethanes & Hydrogen Peroxide



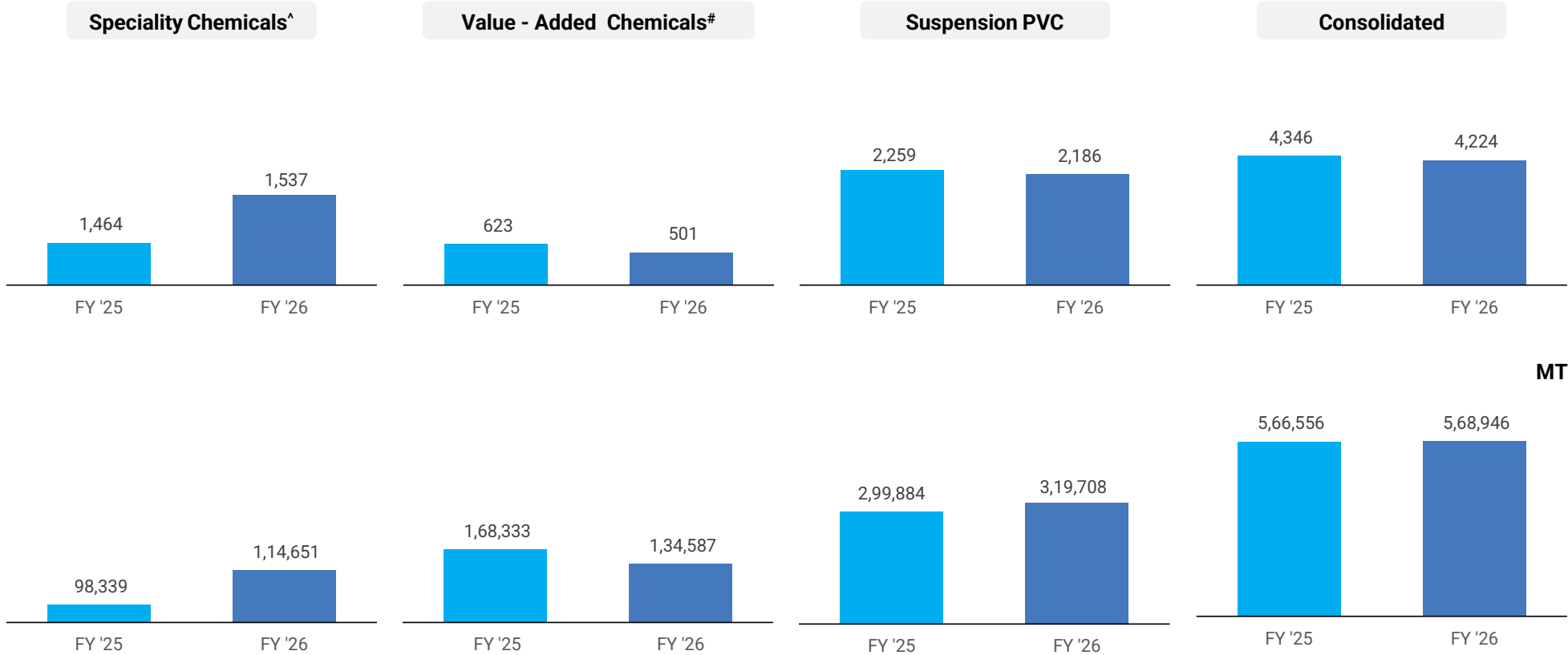
Segmental Highlights – Yearly



INR CR

Revenue Break-up

Sales Volume



"MT" stands for metric tons

[^] - specialty chemicals comprises of Paste PVC, CMCD and Refrigerant gas

[#] - VAC includes Caustic Soda, Chloromethanes & Hydrogen Peroxide

MT



Consolidated Profit & Loss Account



INR CR

Particulars	Q4 FY '26	Q4 FY '25	Y-o-Y	Q3 FY '26	Q-o-Q	FY '26	FY '25	Y-o-Y
Revenue from Operations	1,256	1,151	9%	835	50%	4,224	4,346	-3%
Cost of Goods Sold	724	761		573		2,673	2,753	
Employee Cost	70	68		65		265	259	
Other Expenses	268	285		254		1,087	1,115	
EBITDA	194	37	424%	(57)	n.a.	198	219	-9%
EBITDA Margin %	15%	3%		-7%		5%	5%	
Other income	7	14		5		28	47	
Depreciation	55	62		53		213	199	
EBIT	147	(11)	n.a.	(105)	n.a.	13	67	-81%
Finance Cost	58	62		58		235	236	
Profit before tax and exceptional items	89	(73)	n.a.	(163)	n.a.	(222)	(169)	n.a.
Exceptional items*	(150)	-		-		(150)	-	-
Profit Before Tax	(61)	(73)	n.a.	(163)	n.a.	(372)	(169)	n.a.
Tax	(16)	(19)		(44)		(93)	(59)	
PAT	(45)	(54)	n.a.	(119)	n.a.	(280)	(110)	n.a.

*Note - The company reported an exceptional charge of INR 149.92 Crores, driven by provision for onerous contracts and inventory write-down due to lower realizable value of finished goods.
n.a. - not applicable

Consolidated Balance Sheet



INR CR

Assets	Mar '26	Mar '25
Non-Current Assets		
a) Property, Plant And Equipment	4,278	4,405
b) Capital Work in Progress	341	137
c) Right Of Use Asset	108	95
d) Investments	8	0
e) Other Financial Assets	45	42
f) Other Non-Current Assets	54	49
Sub-Total - Non-Current Assets	4,834	4,728
Current Assets		
a) Inventories	602	657
b) Financial Assets		
i) Trade Receivables	92	155
ii) Cash And Cash Equivalents	430	555
iii) Bank Balances other than (ii) above	103	169
iv) Other Financial Assets	24	29
c) Other Current Assets	143	209
d) Derivative assets	87	-
Sub-Total - Current Assets	1,481	1,775
Total - Assets	6,315	6,503

Equity And Liabilities	Mar '26	Mar '25
Equity		
a) Equity Share Capital	79	79
b) Other Equity	1,676	1,955
c) Instruments entirely equity in nature	-	34
Total Equity	1,755	2,068
Liabilities		
Non-Current Liabilities		
a) Financial Liabilities		
i) Borrowings	1,105	1,102
ii) Lease Liabilities	-	-
b) Other Non current Liabilities	79	86
c) Deferred Tax Liabilities (Net)	439	531
Sub-Total - Non-Current Liabilities	1,623	1,720
Current Liabilities		
a) Financial Liabilities		
i) Borrowing	847	738
ii) Trade Payables	1,637	1,667
iii) Other Financial Liabilities	223	208
iv) Lease Liabilities	-	1
b) Other Current Liabilities	214	67
c) Derivative liabilities	-	16
Current tax liabilities (net)	17	17
Sub-Total - Current Liabilities	2,938	2,715
Total - Equity And Liabilities	6,315	6,503

Consolidated Cashflow Statement



INR CR

Particulars	Mar '26	Mar '25
Net Profit Before Tax	(372)	(169)
Adjustments for: Non-Cash Items / Other Investment or Financial Items	563	395
Operating profit before working capital changes	191	226
Changes in working capital	103	-81
Cash generated from Operations	294	146
Direct taxes paid (net of refund)	0	26
Net Cash from Operating Activities	294	172
Net Cash from Investing Activities	(232)	-407
Net Cash from Financing Activities	(187)	66
Net Increase in Cash and Cash equivalents	(124)	(170)
Add: Cash & Cash equivalents at the beginning of the period	555	724
Cash & Cash equivalents at the end of the period	430	555

Standalone Profit & Loss Account



INR CR

Particulars	Q4 FY '26	Q4 FY '25	Y-o-Y	Q3 FY '26	Q-o-Q	FY '26	FY '25	Y-o-Y
Revenue from Operations	612	726	-16%	504	21%	2,170	2,388	-9%
Cost of Goods Sold	278	417		275		1,045	1,234	
Employee Cost	47	53		47		179	184	
Other Expenses	205	228		197		838	868	
EBITDA	83	28	190%	(14)	n.a.	108	102	6%
EBITDA Margin %	13%	4%		-3%		5%	4%	
Other income	4	8		2		15	21	
Depreciation	40	46		39		156	148	
EBIT	46	(10)	n.a.	(51)	n.a.	(34)	(25)	n.a.
Finance Cost	27	26		26		107	87	
Profit before tax and exceptional items	19	(36)	n.a.	(77)	n.a.	(141)	(112)	n.a.
Exceptional items	(898)	-		-		(898)	-	
Profit Before Tax	(879)	(36)	n.a.	(77)	n.a.	(1,039)	(112)	n.a.
Tax	4	(11)		(20)		(35)	(46)	
PAT	(883)	(25)	n.a.	(56)	n.a.	(1,003)	(66)	n.a.

*Note The Company recorded an exceptional impairment of INR 898 Crores on its investment in CCVL.
n.a. - not applicable

Stand-alone Balance Sheet



Rs. Cr

Assets	Mar-26	Mar-25
Non-Current Assets		
a) Property, Plant And Equipment	3,388	3,461
b) Capital Work in Progress	336	136
c) Right Of Use Asset	22	8
d) Investments	658	1,556
e) Other Financial Assets	38	31
f) Other Non-Current Assets	46	41
Sub-Total - Non-Current Assets	4,488	5,233
Current Assets		
a) Inventories	391	396
b) Financial Assets		
i) Trade Receivables	170	144
ii) Cash And Cash Equivalents	276	404
iii) Bank Balances other than (ii) above	33	49
iv) Loan	34	-
v) Other Financial Assets	21	14
c) Other Current Assets	136	199
d) Derivative assets	30	-
Sub-Total - Current Assets	1,091	1,206
Total - Assets	5,579	6,439

Equity And Liabilities	Mar-26	Mar-25
Equity		
a) Equity Share Capital	79	79
b) Other Equity	3,114	4,118
c) Instruments entirely equity in nature		
Total Equity	3,193	4,197
Liabilities		
Non-Current Liabilities		
a) Financial Liabilities		
i) Borrowings	688	581
ii) Lease Liabilities	-	-
b) Other Non current Liabilities	48	54
c) Deferred Tax Liabilities (Net)	318	352
Sub-Total - Non-Current Liabilities	1,054	987
Current Liabilities		
a) Financial Liabilities		
i) Borrowing	492	408
ii) Trade Payables	589	629
iii) Other Financial Liabilities	166	149
iv) Lease Liabilities	-	1
b) Other Current Liabilities	68	40
c) Derivative liabilities	-	10
Current tax liabilities (net)	17	17
Sub-Total - Current Liabilities	1,331	1,255
Total - Equity And Liabilities	5,579	6,439

Stand-alone Cashflow Statement



Rs. Cr

Particulars	Mar-26	Mar-25
Net Profit Before Tax	-1,039	-112
Adjustments for: Non-Cash Items / Other Investment or Financial Items	1,146	222
Operating profit before working capital changes	108	110
Changes in working capital	13	107
Cash generated from Operations	120	217
Direct taxes paid (net of refund)	-1	2
Net Cash from Operating Activities	120	219
Net Cash from Investing Activities	-319	-349
Net Cash from Financing Activities	71	252
Net Increase in Cash and Cash equivalents	-129	122
Add: Cash & Cash equivalents at the beginning of the period	404	283
Cash & Cash equivalents at the end of the period	276	404



Company Overview



Chemplast Sanmar: Leading Chemical Manufacturer in India...



#1
manufacturer of
Specialty
Paste PVC
resin in India

Leading player
in Custom
Manufactured
chemicals

#1
manufacturer of S-
PVC in South
India & 2nd
largest in
India⁽¹⁾

#1
manufacturer of
Hydrogen
Peroxide in
South India

#5
manufacturer of
Caustic Soda in
South India

One of the oldest
manufacturers of
Chloromethanes
in India

4 Manufacturing
sites with a high degree of
backward integration ⁽²⁾

**Experienced management
team with deep domain
expertise**

Marquee parentage



The Sanmar Group is amongst
the oldest and most prominent
corporate groups in South India

Consolidated FY '26

Rs. 4,224 Cr
Revenue






















Rs. 198 Cr
EBITDA

Note:

1. S-PVC – Suspension PVC ; Through its wholly owned subsidiary, Chemplast Cuddalore Vinyls Limited ('CCVL')
2. For significant portion of its operations

... with a Diversified Product Portfolio



	Chemplast Sanmar						CCVL (2)
	Speciality Chemicals ⁽¹⁾			Value-added Chemicals			Suspension PVC
End-user industries	<p>Speciality Paste PVC resin</p>  Footwear  Auto and Furniture upholstery  Artificial leather products  Mats	<p>Custom Manufacturing</p>  Pharma  Agrochemicals  Fine Chemicals	<p>Refrigerant Gases (HFOs)</p>  Refrigerants  AC	<p>Caustic Soda</p>  Paper  Textile  Organic and Inorganic Chemicals	<p>Hydrogen peroxide</p>  Paper  Textiles  Effluent treatment at refineries  Dis-infectants	<p>Chloromethanes</p>  Pharma  Agro-Chemicals	 Irrigation  Urban infra  Real estate
Capacity (mtpa)	107,000	4,500⁽³⁾	2,000⁽⁴⁾ (R32)	119,000	34,000⁽⁵⁾	35,000	331,000
FY '26 Sales split	36%			12%			52%
Q4 FY '26 Sales split	38%			9%			53%

Note:

1. Speciality chemicals comprises of Paste PVC, CMCD and Refrigerant gas
2. Wholly-owned subsidiary of Chemplast Sanmar Ltd.
3. Including capacity of the Phase 1 and Phase 2 expansions of the new Multi-purpose Block
4. This facility acts as a swing plant between R-22 and R-32



1. Speciality Paste PVC

Part of Speciality chemical division of Chemplast Sanmar.
Largest manufacturer of Specialty Paste PVC resin in India

- Manufactured at Mettur facility since 1968; 41 ktpa one-step process capacity added at Cuddalore in Q4 FY '24
- Primary raw materials include EDC, Ethylene, Chlorine and VCM (for 41 ktpa - Cuddalore facility)
- In-house capacity to manufacture significant portion of EDC and all of VCM requirements for the backward integrated capacity of 66 ktpa. This provides flexibility in operations and reduces dependence on external suppliers.
- High repeat business – customer stickiness

Key growth drivers

- India is heavily import-dependent - import substitution opportunity
- Enough headroom to grow – no capacity expansions have been announced – technology is a barrier
- Growing demand in end-user industry driven by low per capita consumption
- Customer stickiness

The Sanmar Advantage

CSL is the **oldest player and one of only two companies in India** having the requisite technology

> 60% of Paste PVC capacity is **backward integrated**

Leadership position in Indian market; With the 41 ktpa expansion, CSL has ~83% of domestic production capacity and ~60% market share with the downstream capacities configured to CSL's resin quality

Long-standing customer relationships

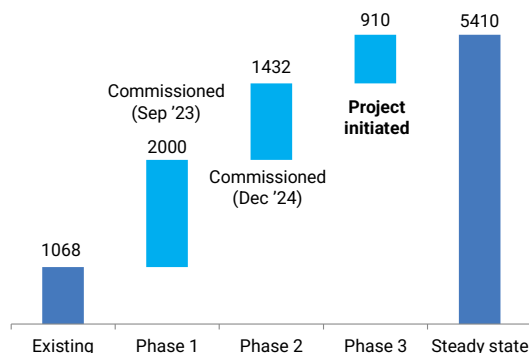
2. Custom Manufactured Chemicals



Part of specialty chemicals division of Chemplast Sanmar; growing rapidly on the back of 15 years of long-standing client relationships

- Quality manufacturing at Berigai facility in a safe and sustainable manner
- Custom manufactures starting materials, advanced intermediates and active ingredients for global innovator companies – ‘One Product to One Customer’ strategy
- Wide range of chemistry capabilities such as cyanation, hydrogenation, liquid purification etc.
- In-house process research, process engineering and large-scale manufacturing capabilities, making it a one-stop shop manufacturing of newly discovered molecules

Capacity (in mt)



Key growth drivers

- India's share in the global outsourced Agro CMC market increasing at a faster pace of 10%-12%
- Increasing EU regulatory constraints
- 'China +1' strategy - India to be a focus region as companies move away from China for custom manufacturing
- Higher penetration of API manufacturing in India

The Sanmar Advantage

Renowned for our **Sustainability, Environmental and Safety stewardship**

Professional management with **high standards of ethics and integrity**

Proven track record of execution, with a long history of partnerships with **global originator and innovator companies**

Extremely careful with the intellectual property of our customers

Ability to handle complex chemistries and complex chemicals due to our process technology, process improvement and product development capabilities. **World-class research and development capability** combined with a **broad range of chemical technologies at production scale**

Highly qualified engineers and chemists

Benefit and advantage of having facilities with land available for future expansion

Proactive investment in **'best in class' hardware** - production blocks, lab and pilot capabilities, process safety labs

3. Expanding Horizons in Fluorine Chemistry and Refrigerant Science - logical extension from R22



R32

Mettur

Location

Commissioned

2 ktpa (existing R22 converted as a swing plant)

Further capacities being added

Rationale

Expertise in R22	Fluorination Chemistry	Growing market
<ul style="list-style-type: none"> Commenced Refrigerant Gas operations in October 1988 at Mettur, Tamil Nadu, manufactures hydrochlorofluorocarbons (HCFCs / R22) – capacity of 1,700 mtpa Company manufactures and markets HCFCs under the brand name Mettron. 	<ul style="list-style-type: none"> One of the earliest producers of Refrigerant gases and Chloromethanes in India. Chloroform from Mettur plant is used as input for R22 production. 	<ul style="list-style-type: none"> India's demand for Room Air Conditioning is growing strongly Attractive project economics

Benefits of R32

Smaller Impact on Environment	High Energy Efficiency	Low Flammability
<ul style="list-style-type: none"> R-32 has zero ODP (Ozone Depletion Potential) Low GWP (Global Warming Potential), i.e., 675, lower than the GWP of currently used R-410A or R22. 	<ul style="list-style-type: none"> Lower peak power use helps ease grid load during high-demand periods 	<ul style="list-style-type: none"> R32 (Class 2L) has a low burning velocity, minimizing flame spread and reducing fire hazards. Risk assessments confirm R32's safe use in equipment with minimal fire risk.

End User Market

- Residential Air Conditioning
- Commercial Air Conditioning
- Industrial Refrigeration & Cold-chain
- Refrigerated trucks and trailers



4. Caustic Soda | Hydrogen Peroxide | Chloromethanes



Part of Value-added chemicals division of Chemplast Sanmar;
these complete the integration story of the company

Caustic soda

- Generated as a joint product in the process of manufacture of chlorine
- Sold at 48-50% concentration to customers

Capacity

119,000
mtpa

Hydrogen Peroxide

- Part of downstream integration as a value-added product
- Plant is designed for a capacity of 34,000 tons per year of 50 percent concentration. Production process adopted is environment-friendly

Capacity

34,000
mtpa

Chloromethanes

- Refers to a group of products namely, Methyl Chloride, Methylene Dichloride, Chloroform and Carbon Tetra Chloride
- Part of downstream integration as a value-added product

Capacity

35,000
mtpa

Fully integrated operations resulting in sufficient control over feedstock

Entire chlorine consumed in-house; no disposal issues

Diversified product portfolio and customer base

5. Suspension PVC

Largest manufacturer of S-PVC⁽¹⁾ in South India and second largest in India

- Manufactured at Cuddalore facility since 2009; 331 ktpa capacity
- This facility has a captive import terminal facilitating VCM imports for PVC production
- One-step non-integrated manufacturing process

Key growth drivers

- **Significant gap between demand and supply:** Despite new capacity addition announcements, India will continue to be a huge deficit market
- **Import substitution opportunity:** More than 60% of Indian demand served through imports
- **Growing demand in end-user industry** driven by low per capita consumption

The Sanmar Advantage

Strong customer relationships with a diversified dealer/customer network

Leadership position in South India

Shore-based facility for seamless and safe import of feedstock

Asset-light model with sufficient infrastructure for future expansions

1. Through its wholly owned subsidiary, Chemplast Cuddalore Vinyls Limited ('CCVL')



Key Strengths





- ▶ Close to six decades track record
- ▶ State-of-the-art manufacturing units at strategic locations
- ▶ Significant expansion projects – Speciality chemicals
- ▶ Steady growth industry
- ▶ Strong focus on sustainability
- ▶ Committed leadership team with eminent board

1. Over five decades track record



2. State-of-the-art Manufacturing Units...



01 Mettur, Tamil Nadu

- Paste PVC – 66 ktpa
- Hydrogen Peroxide – 34 ktpa
- Chloromethanes – 35 ktpa
- Refrigerant gas (R32) – 2ktpa**

- The site consist of 4 plants with high degree of integration
- Zero liquid discharge facility
- Sourcing of power from a captive power plant of 48.5 MW
- Access to salt fields at Vedaranyam, a key raw material



02 Berigai, Tamil Nadu

- Custom manufacturing – 4,500 mtpa

- Fully equipped, Multi-purpose facility
- Fully automated with distributed control systems and modern technologies
- Capability to support development work in various chemistries at the laboratory scale and pilot scale



03 Karaikal, Puducherry

- EDC – 84 ktpa (Captive purpose)

- Zero liquid discharge plant | Desalination plant
- Captive terminal for import of feedstock and sale of product
- Two captive power plants of 8.5 MW and 3.5 MW
- Double walled insulated cryogenic Ethylene storage tank with 4 kt capacity
- Access to salt fields at Vedaranyam, a key raw material



04 Cuddalore, Tamil Nadu

- Suspension PVC - 331 ktpa
- Paste PVC – 41 ktpa

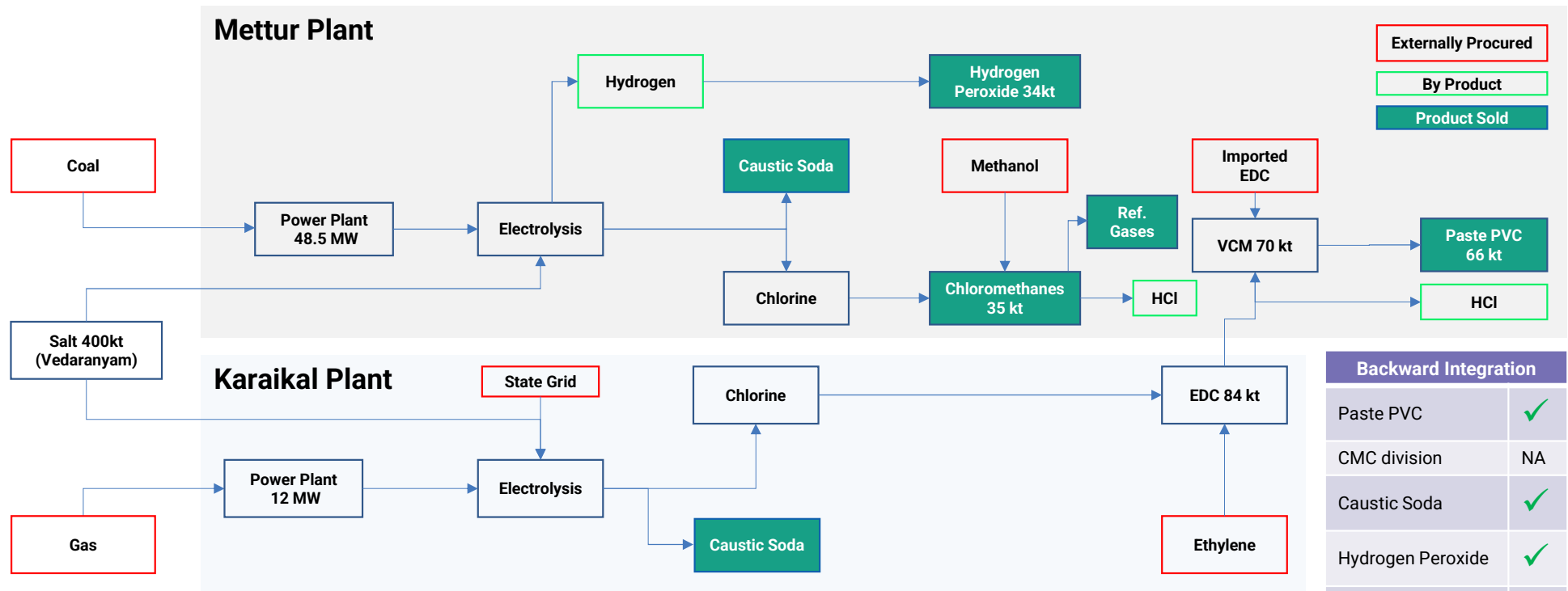
- Zero liquid discharge plant
- Desalination plant
- Captive terminal for import of feedstock
- Two refrigerated VCM storage tanks with a capacity of 7,500 mt each



Combined Caustic Soda capacity of 119 ktpa, manufactured at Mettur and Karaikal

** This facility acts as a swing plant between R22 and R32

... with a High Degree of Backward Integration



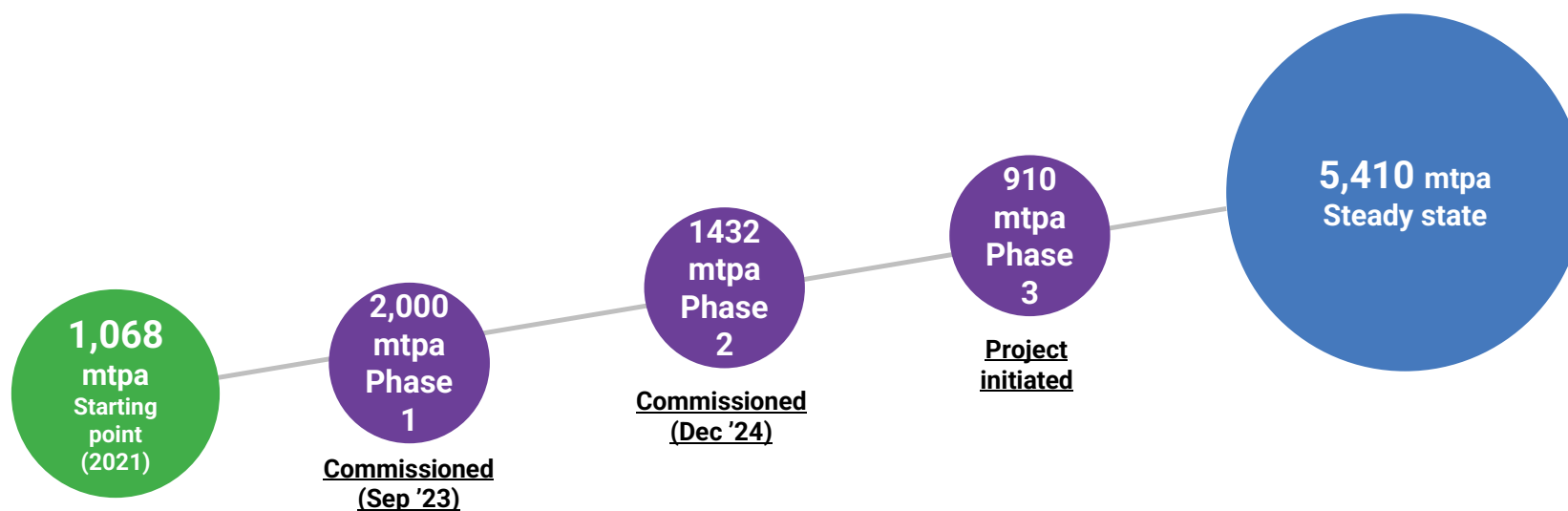
Externally Procured
By Product
Product Sold

Backward Integration	
Paste PVC	✓
CMC division	NA
Caustic Soda	✓
Hydrogen Peroxide	✓
Chloromethanes	✓
Suspension PVC	✗
New Paste PVC (Cuddalore)	✗

Quantity of EDC manufactured at Karaikal plant and the EDC imported will depend on the relative pricing vis-à-vis international markets



3. Significant expansion projects – Speciality chemicals



Custom Manufacturing

USD 2 Billion
Addressable market size*

- Commissioned Phase 1 of new multi-purpose production block ('MPB') in Sep '23
- Commissioned Phase 2 of multi-purpose block ('MPB') in Dec '24
- Project activities for Phase 3 of new MPB is expected to be completed by Q1 FY '27 and civil & infrastructure work for the next MPB is targeted for completion by Q2 FY '27
- Facility being enhanced at Berigai – will leverage on the existing infrastructure available at the location
- We are further accelerating our business development efforts in the markets where we participate. This includes recruiting senior resources in these geographies.



* Management Estimates

4. Steady Growth Industry...



Products	Speciality Paste PVC	Suspension PVC	Custom Manufactured Chemicals
Key Highlights	<ul style="list-style-type: none"> India heavily import dependent Enough headroom to grow – no capacity expansions announced – technology is a barrier Customer ‘stickiness’ 	<ul style="list-style-type: none"> India heavily import dependent Demand growing at a fair clip New capacities announced are not enough to meet growing demand 	<ul style="list-style-type: none"> India set to outpace global Agro-CMC market - Als and advanced intermediates ‘China + 1’ play High margin business
End user	<ul style="list-style-type: none"> Predominantly leather cloth followed by mats, gloves etc. Leather cloth caters to footwear, auto upholstery and other upholstery segments 	<ul style="list-style-type: none"> Predominantly for pipes used for water conveyancing, construction etc. Other segments like window profiles, furniture are fast growing 	<ul style="list-style-type: none"> Agri and Pharma innovators
Addressable Market Size*	193 kt	4.3 million mt	~ USD 2 billion
Chemplast Sanmar Position	<ul style="list-style-type: none"> Market leader in India – first to seed the product in India – Leadership position strengthened further post the 41 ktpa capacity addition in FY ‘24 	<ul style="list-style-type: none"> 2nd largest in India and largest player in South India Dominant presence in South and East markets Feedstock tie-up key to expansion 	<ul style="list-style-type: none"> Top priority for capital allocation - will drive growth for CSL going forward Additional capex of ~ INR 160 crore will further enhance the capacity of the new multi-purpose production block CSL’s track record in customer relationships helping in winning new orders

*Management Estimates - March 2026
 'mtpa' stands for metric tons per annum; 'ktpa' stands for kilo tons per annum



... with CSL's unique position to capitalize on it



Technology not available on License

Paste PVC manufacturing technology is closely guarded and is not readily available on license

Long term relationships

With feedstock suppliers & customers

Complex Chemistry

Well-renowned in the industry for our chemistry strengths & ability to handle complex chemicals

01

02

03

04

05

06

Leverage Existing Infra

- Owns vacant industrial land and other infrastructure for future leg of expansion

High Safety & Quality Standards

- High standards of Environmental, Health and Safety compliance, extended customer validation and approvals process, ongoing process innovation and optimization, high-quality standards and stringent specifications

Ability to Handle Feedstock

- Significant expertise is available within the Chemplast ecosystem in processing and handling complex chemicals such as Chlorine, Ethylene dichloride, Fluorine, Peroxides, Chlorosilanes and Sodium Cyanide



5. Strong Focus on Sustainability...



Environment Friendly Practices

- Zero liquid discharge policy
- Desalination plants at coastal facilities - avoid usage of groundwater
- Rainwater harvesting & ground water recharging capacities at Mettur facility



Health & Safety Measures

- Transport safety - Installation of speed control & safety systems in trucks
- Process safety – PSM, BBS
- Personnel safety – PPE





- Harmonious relationship with neighboring communities
- Receive enquiries from potential customers focused on sustainability
- Reduce power and water cost

Pioneers in Zero Liquid Discharge

- Installed Zero Liquid Discharge (ZLD) facilities at its Mettur plant
- In Cuddalore and Karaikal, ZLD has been the norm right since the inception of the units
- **In Sep '09, Chemplast became the first chemical manufacturer to achieve 100% ZLD in all its plants**

Annual sustainability reports published for over a decade



... with various awards & recognitions



Accreditations



Sword of Honor
British Safety Council
2020,
Cuddalore



Sword of Honor
British Safety Council
2021,
Mettur Plant 2



Responsible Care[®]
OUR COMMITMENT TO SUSTAINABILITY



Sword of Honor
British Safety Council
2023,
Plant 1 & 4,
Mettur &
Karaikal



5-Star Rating
British Safety Council
Cuddalore,
Mettur
(All Plants)



One of the two winners of the 'Sustainability Award for Carbon Reduction' presented by Syngenta, a global innovator and a key customer of the Custom Manufactured Chemicals Division

Key Awards

 ECOVADIS SILVER MEDAL Safety	 Star Award from National Safety Council Safety
 FICCI Safety system Excellence Award 2019 Safety	 FICCI Sustainability Award Excellence in Safety (Petrochemicals) 2017 Sustainability
 ICC's Award for Excellence in Management of Environment 2021 CSR	



6. Committed Leadership Team With Eminent Board



Vijay Sankar
Chairman &
Non Executive Director



S GaneshKumar
Managing Director



Dr. Krishna Kumar Rangachari
Business Head - Custom
Manufactured Chemicals
Division



A R Balaji
Chief Financial Officer



Aditya Jain
Independent Director



Dr. Lakshmi Vijayakumar
Independent Director



M Shanmugananth
Deputy Managing Director



Mukund Iyer
Deputy Managing Director



Prasad Menon
Independent Director



Sanjay Bhandarkar
Independent Director



Padmanabhan Srinivasan
Company Secretary &
Compliance Officer



M N Bhaskaran
Executive Director –
Head of Operations



Vikram Hosangady
Independent Director



V. S. Radhakrishnan
Additional Director (Non
Executive & Non-
Independent Director)

Distinguished Board of Directors

Experienced Management Team



Historical Financials



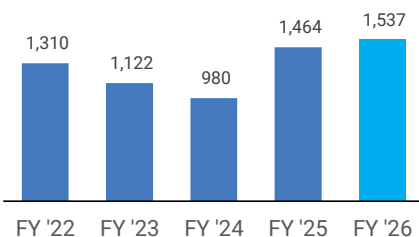
Historical Segmental Highlights



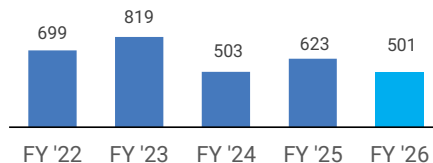
INR CR

Revenue Break-up

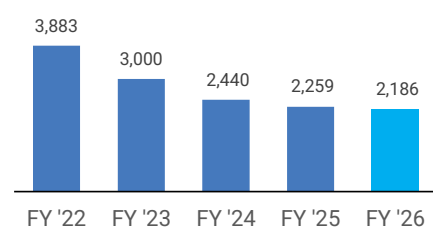
Speciality Chemicals[^]



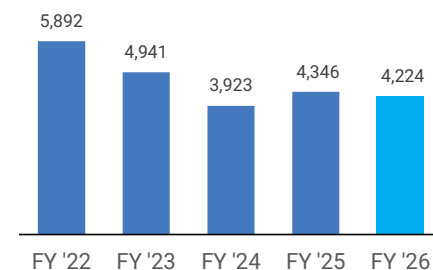
Value-added Chemicals[#]



Suspension PVC

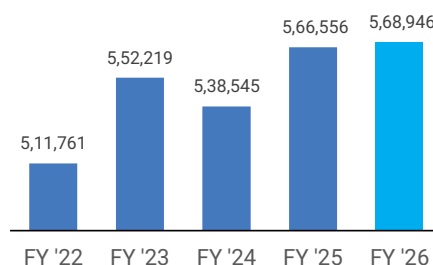
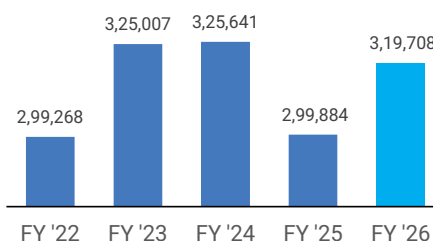
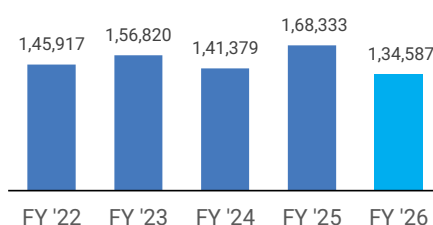
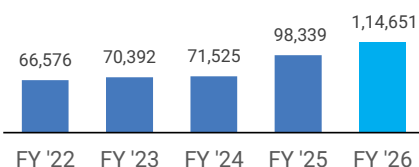


Total^{*}



Sales Volume

MT



*MT stands for metric tons

[^] - speciality chemicals comprises of Paste PVC, CMCD and Refrigerant gas

[#] - VAC includes Caustic Soda, Chloromethanes & Hydrogen Peroxide

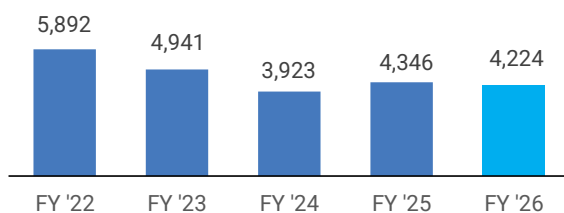
*- Consolidated revenue excludes inter-company sales between CSL & CCVL



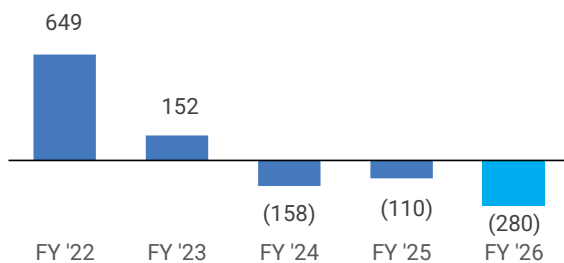
Performance Trend



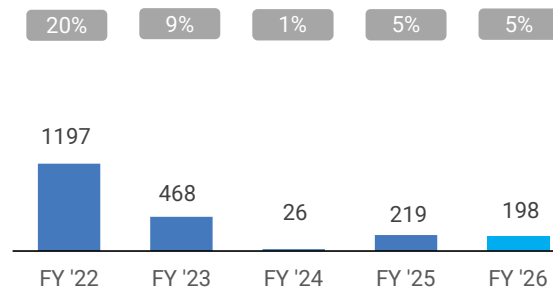
Revenue



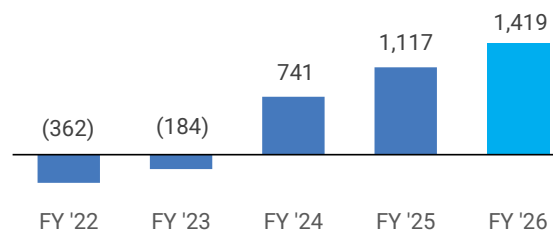
PAT



EBITDA



Net Debt



INR CR

Margin

20% 9% 1% 5% 5%

All computations are on consolidated basis





Thank You!

Company



Chemplast Sanmar Ltd.

CIN- L24230TN1985PLC011637

Harish Sridhar - Investor Relations

grd@sanmargroup.com

www.chemplastsanmar.com

Investor relations advisor

SGA Strategic Growth Advisors

Strategic Growth Advisors Pvt. Ltd.

CIN - U74140MH2010PTC204285

Shikha Puri / Aashaka Thakar

shikha.puri@sgapl.net / aashaka.thakar@sgapl.net

+91 9819282743 / +91 9328603124

www.sgapl.net