



Fiberweb (India) Limited

Manufactures of: Spunbond Nonwoven Fabrics

Date: 30th January, 2026

To, BSE Limited Corporate Relations Department, 1st Floor, New Trading Ring, P. J. Towers, Dalal Street, Mumbai - 400 001.	To, National Stock Exchange of India Limited Exchange Plaza, Plot No. C/1, G Block, Bandra - Kurla Complex, Bandra (East), Mumbai - 400 051.
--	--

Reference: BSE Scrip code - 507910 - Fiberweb (India) Limited
NSE Scrip code: FIBERWEB

Sub.: Investor Presentation for Q3 FY 26 Results

Dear Sir/Madam,

Pursuant to Regulation 30 of the SEBI (Listing Obligation & Disclosure Requirement) Regulation, 2015, please find attached herewith Investor Presentation for Q3 FY 26 Results.

Kindly take note of the same.

Thanking you,

Yours faithfully,

For Fiberweb (India) Limited

Pravin V. Sheth
Chairman & Director
DIN: 00138797

Encl: As above

Product is manufactured in the plant, where the Management system is certified for ISO 9001 : 2015, 14001 : 2015, ISO 45001 : 2018

Mumbai : "KIRAN", Ground Floor, 128, Bhaudaji Road, Matunga, Mumbai – 400019.

Phone: 91 (22) 2404 4855 / 76 / 24082689 / 90

Regd. Office : Airport Road, Kadaiya, Nani Daman, (U.T.) – 396210.

& Works Phone: 91 (260) 222 0766/0458/1458/1858/0958



E-mail : fiberweb@fiberwebindia.com

Website : fiberwebindia.com

CIN NO: L25209DD1985PLC004694



ISO 9001:2015, 14001:2015, ISO 45001:2018



FIBERWEB (INDIA) LTD

Q3 FY26 Investor Presentation

This presentation and the accompanying slides (the “Presentation”), which have been prepared by Fiberweb (India) Limited (FIBERWEB, The Company) solely for information purposes and do not constitute any offer, recommendation or invitation to purchase or subscribe for any securities, and shall not form the basis or be relied on in connection with any contract or binding commitment what so ever. No offering of securities of the Company will be made except by means of a statutory offering document containing detailed information about the Company.

This Presentation has been prepared by the Company based on information and data which the Company considers reliable, but the Company makes no representation or warranty, express or implied, whatsoever, and no reliance shall be placed on, the truth, accuracy, completeness, fairness and reasonableness of the contents of this Presentation. This Presentation may not be all inclusive and may not contain all of the information that you may consider material. Any liability in respect of the contents of, or any omission from, this Presentation is expressly excluded.

Certain matters discussed in this Presentation may contain statements regarding the Company’s market opportunity and business prospects that are individually and collectively forward-looking statements. Such forward-looking statements are not guarantee of future performance and are subject to known and unknown risks, uncertainties and assumptions that are difficult to predict.

These risks and uncertainties include, but are not limited to, the performance of the Indian economy and of the economies of various international markets, the performance of the industry in India and world-wide, competition, the company’s ability to successfully implement its strategy, the Company’s future levels of growth and expansion, technological implementation, changes and advancements, changes in revenue, income or cash flows, the Company’s market preferences and its exposure to market risks, as well as other risks.

The Company’s actual results, levels of activity, performance or achievements could differ materially and adversely from results expressed in or implied by this Presentation. The Company assumes no obligation to update any forward-looking information contained in this Presentation. Any forward-looking statements and projections made by third parties included in this Presentation are not adopted by the Company and the Company is not responsible for such third party statements and projections.



Company Overview

Fiberweb (India) Ltd. (Fiberweb, The company) established in 1985, though it started as a plastics company it ventured into garbage and carrier bags, and gradually ventured into spun bond nonwoven fabrics, first of its kind in India.

Since commissioning of its plant in 1996, it has been 100% EOU, exporting to countries like UAE, South Africa, Australia, USA, UK & Europe.

The company also has in-house facility for manufacturing stitched garments like medical & Industrial gowns and overhauls, Aprons, Car Covers and Other Made-ups as per clients specifications.

It has also set-up a new product line of melt blown Nonwoven fabrics used in personal hygiene products like diapers, Face Masks etc.

The company is exploring new opportunities & product segments for growth.

Key Facts

35+

Year of Experience

100%

Export Oriented Unit

~ 5,000

MTPA installed capacity of Spun Bond

75%

Products Exported to USA, UK, Europe, Australia, New Zealand, South Africa and Gulf

~ 3,000

MTPA Melt blown

Certified

ISO 9001:2015
ISO 14001:2015
ISO 45001:2018

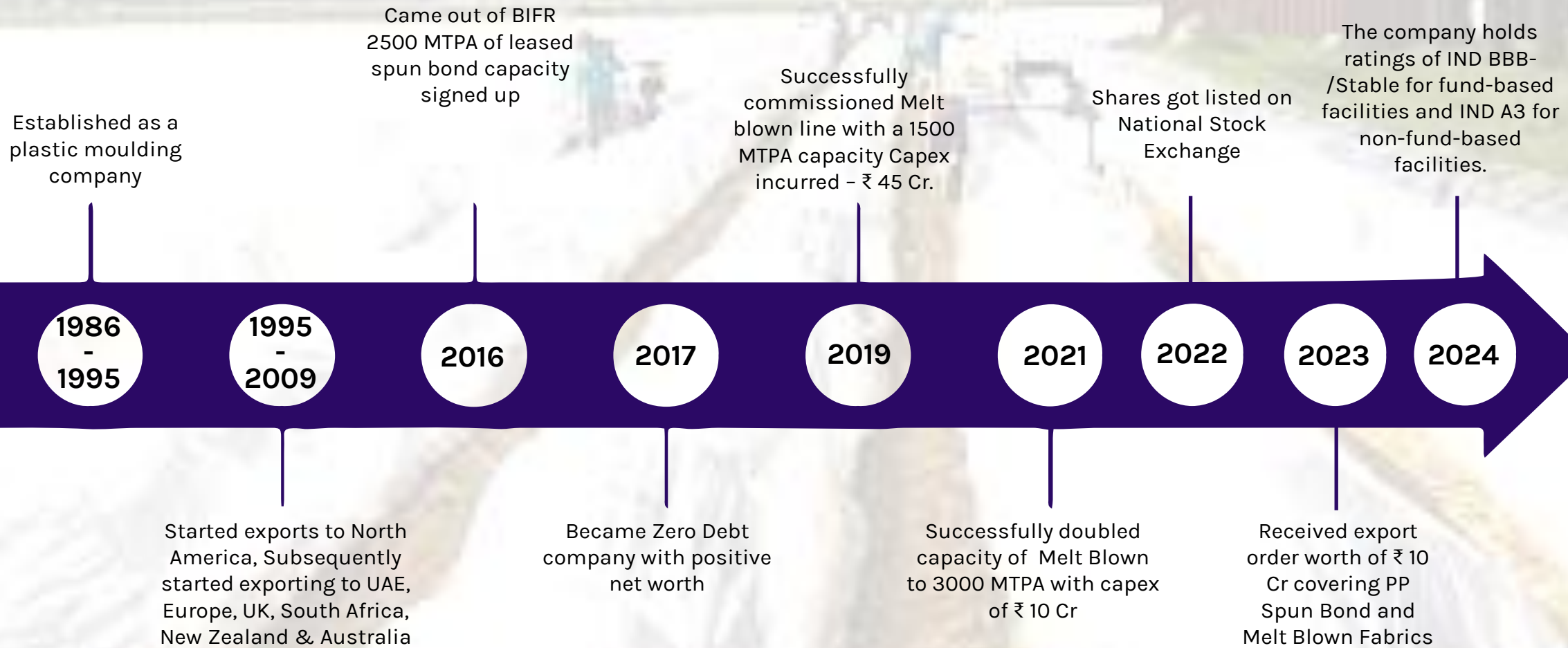
85,000 Sq.ft.
manufacturing plant

FY25

Revenue – ₹ 102.99 Cr
EBITDA – ₹ 22.46 Cr
Net Profit – ₹ 15.00 Cr

BBB- Stable

Credit Rating





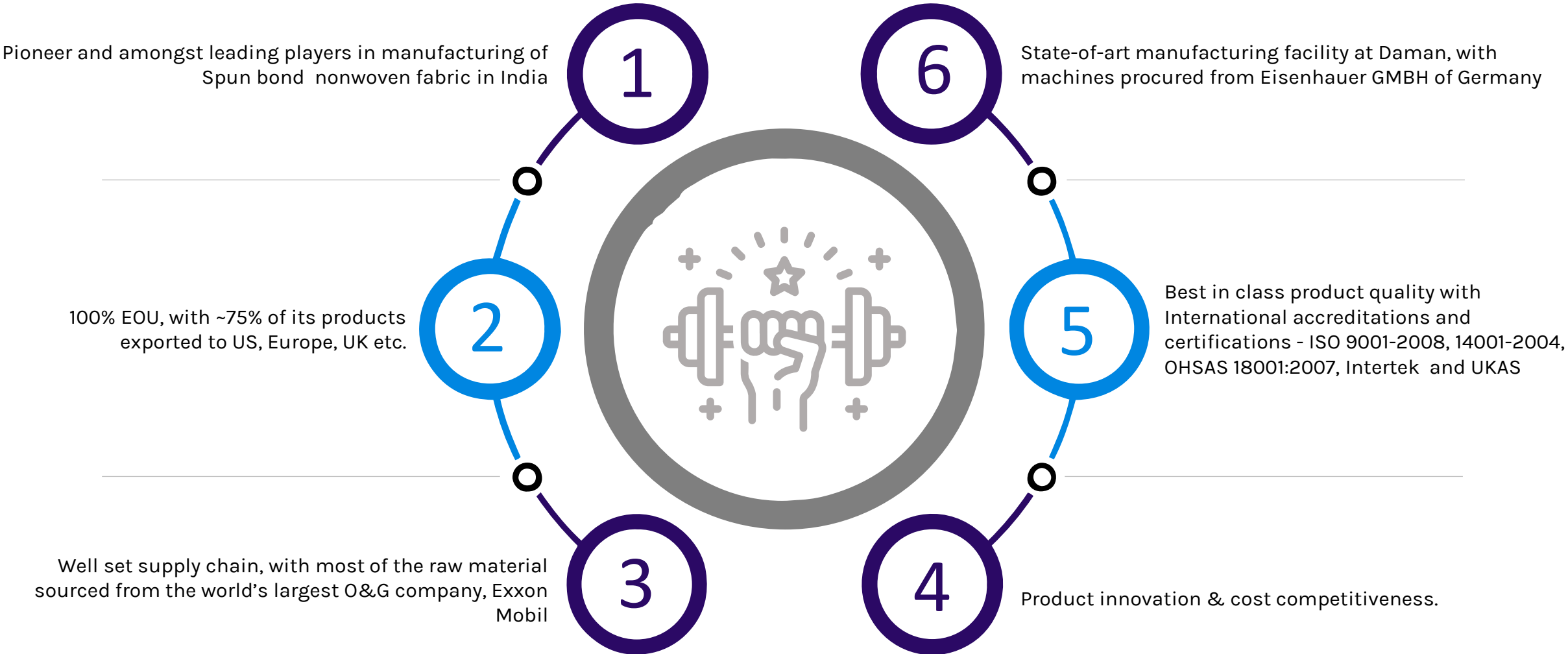
Fiberweb India Ltd. has its manufacturing plant situated in Daman. Spread across an area of 85,000sq.ft.

With one of the most modernised plant & Equipment.

Spun Bond – 5,000 MTPA	Capacity	Melt blown – 3,000 MTPA
---------------------------	----------	----------------------------

The company has started re-investing in modernization and de-bottlenecking.









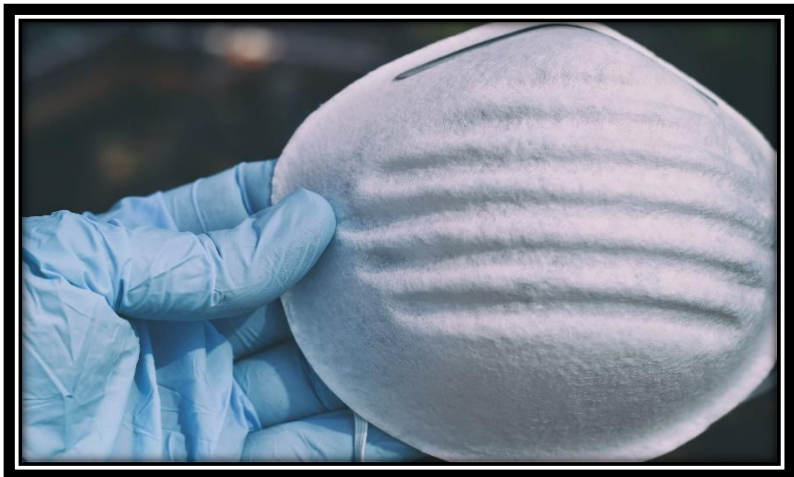
Business Overview



Spun Bond Fabrics

Melt Blown Fabrics





These are produced by depositing extruded, spun filaments onto a collecting belt in a uniform random manner followed by bonding the fibers. The fibers are separated during the web laying process by air jets or electrostatic charges

Industrial applications

- Hospital Masks
- Industrial Garments



Automotive

- Bumper Covers
- Interior Carpets
- Trunk Carpets
- Underbody Panels



Agricultural Applications

- Crop Cover
- Soil Cover
- Weed Protection



Textile Applications

- Curtains
- Luggage & Garments Covers
- Bedsheets & Pillow Covers



Personal Hygiene Applications

- Baby Diapers
- Adult Incontinence
- Sanitary Napkins



Technical Application

- Geotextiles
- Structural Engineering



The Flat Bond Nonwoven is one type of Spun Bond Nonwoven Flat bond nonwoven fabric is not sensitive to most of acids and chemicals (excluding alkalies) and allows high permeability to air and liquid.

Medical Fabrics

- Face Masks
- Disposable Gowns
- Drapes
- Sterilization Wraps



Adsorbents

- Oil-only pillow
- Spill Kits
- Floor Drying
- Bonded MB Pads & Rolls
- Track Mat



Wipes

- Face Wipes
- Hand Wipes
- Surface Cleaning (Wood, Leather, Floors, Tiles etc).



Filtration

- Surgical Face Masks
- Liquid Filtration
- Gas Filtration,
- Cartridge Filters
- Clean Room Filters



Sanitary Products

- Baby Diapers
- Adult Incontinence
- Sanitary Napkins



Apparel

- Disposable Industrial Apparel
- Thermal Insulation
- Substrates For Synthetic Leather



Why Non Wovens?



Removes wide range of contaminants from water (i.e. bacteria, viruses, metals, minerals etc.)

High level of flow capacity & High tensile strength. Excellent abrasion resistance & Flame retardant

Sufficient strength and extensibility to withstand high-speed converting processes. A balance of softness and rigidity to accommodate both packaging and the intended use like Fluid Transport, Absorption, Containment & Repellences, Porosity & Density.

Exceptional permeability, Tear and puncture-resistance & Absorption of fats and oils High retention capacities & high air permeability

Apertures between intersecting fibers of nonwoven sheets - big enough to allow air and water to reach crop but small enough to keep out insects

Frost, Weed control and insect protection, Protection allows plants and crops to grow without use of pesticides and herbicides, protects crops against harmful UV rays





Management Overview

Mr. Pravin Sheth

- CA by profession, with over 5 decades of industry experience, Responsible for driving the vision and strategy for Company

Mr. Bhavesh Sheth

- Responsible for business development, business process and organization strategy
- Total Experience – 30 years (10 yrs with Fiber web). Earlier worked with Fortune 500 Companies in USA as Senior Management

Mr. G Ravindran

- B. Tech (Chem Engg), M.Tech (Ind. Management) – IIT, Kharagpur Responsible for manufacturing facility in Daman Total experience – 40 years, 30 years with Company

Mr. Mukesh Pandya

- Qualified FCA, DISA & CISA with more than 30 years experience in accounts, auditing & Taxation.
- He is the Chief Financial Officer of Fiberweb India Ltd (4 years with the Company).





Industry Overview

The market is expected to surge at a CAGR of 4.6% during the forecast period 2024 to 2034.

Global Nonwovens Market

The Nonwoven market is likely to reach US\$ 70.7 billion by 2034.

It is projected that the industry will expand more swiftly than in the past, with the growing demand for products related to personal care across the globe.

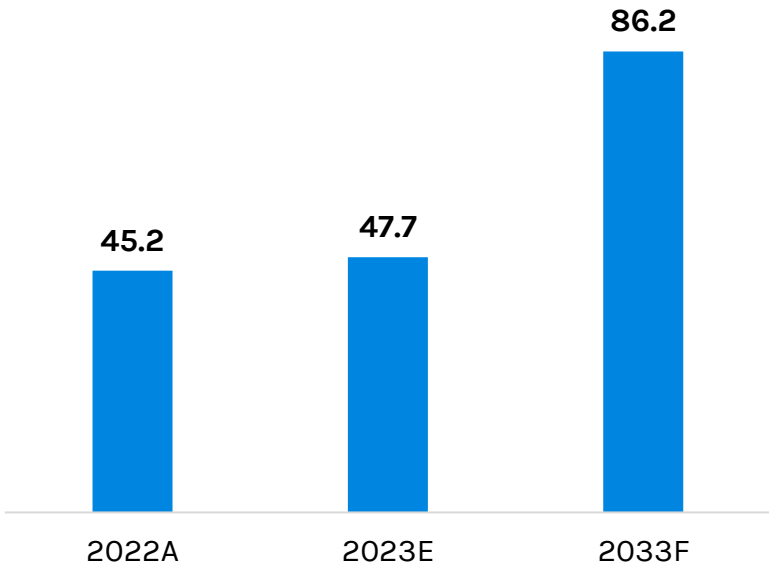
The market is anticipated to grow at a CAGR of 6.1% over the anticipated period.

Detailed assessment on the global nonwovens market conducted by Persistence Market Research points towards expansion at around 6.1% CAGR from 2023 to 2033.

Non-woven fabric is used to make various products in the healthcare industry, such as surgical gowns, aprons, drapes, face mask components, and wound dressings. They are also used in hygiene products, such as sanitary towels, sanitary napkins, tampons, baby diapers, and napkin liners. Source:

Global Nonwovens Market Forecast
2022A- 2033F (USD Billion)

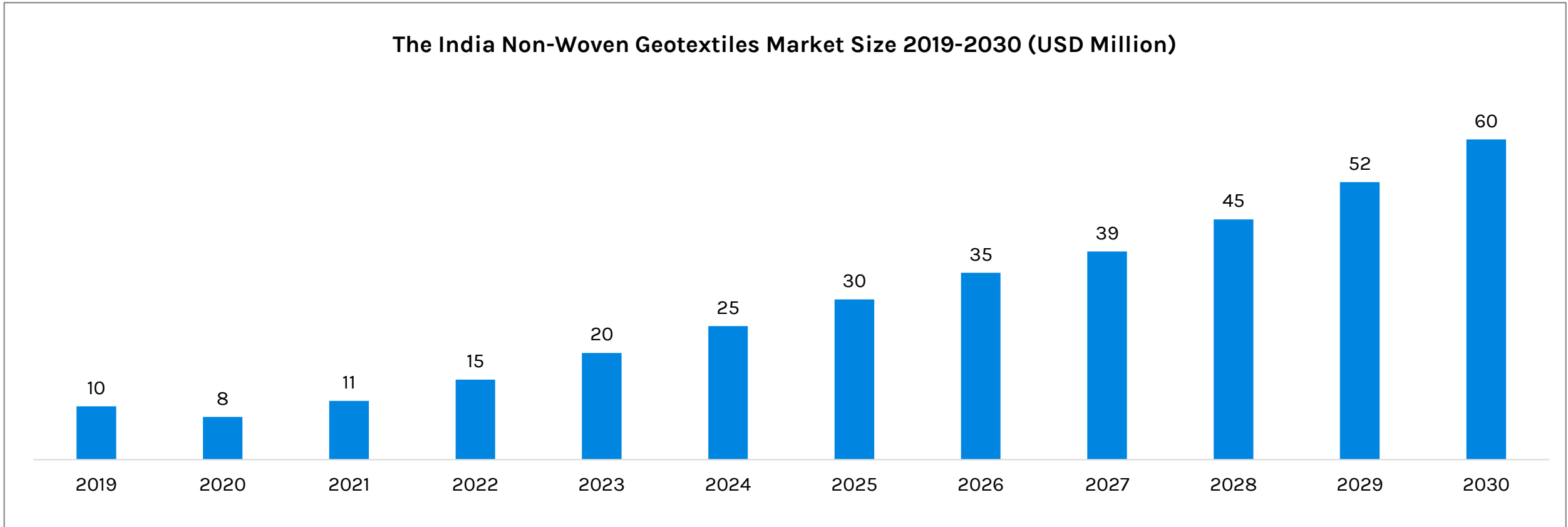
CAGR Of 6.1%



The global nonwoven fabrics market size is projected to grow from USD 40.5 billion in 2020 to USD 53.5 billion by 2025, at a CAGR of 5.7% from 2020 to 2025.

The market is fragmented, comprising several large and small players; the top six players accounted for over 22% of the global market. The market is extremely competitive, with various leading manufacturers engaging in strategic partnerships to expand their market share.

The non woven fabric market in India is poised to expand at a CAGR of 6.4% through 2034 & is projected to grow to USD 460.73 million by 2030,



Source: [fortunebusinessinsights](#)



1

Increasing use in Hygiene, medical, construction, and filtration applications would be key reasons for the growth of the nonwoven fabrics market

2

The key growth drivers of the nonwoven fabrics market are the growth of the modern healthcare sector in the emerging markets, rise in birth rate, and increase in the geriatric population in the western countries. The usage of non-woven fabric in medical applications is increasing.

3

These products are comparatively less expensive and normally used as disposable and reusable surgical gowns, drapes, gloves and instrument wraps.

4

Nonwoven is also cheaper due to the cheaper raw material costs. In nonwoven fabrics, over 80% of raw material fibers are synthetic. Polyester and cotton, some of its raw materials, are also available in large quantities and at affordable prices as compared to carbon fibers, glass fibers or high tenacity yarns and aramids which are costlier as well as have scare sources.

5

The production speed for making staple fiber nonwoven fabrics is much faster (100 to 400 yards per minute) than woven fabrics (0.5 to 6 yards per minute) and knit fabrics (2 to 16 yards per minute). Because of the higher speeds and reduction of steps, the production cost of nonwoven fabrics is very less.

6

In the wake of pandemic the demand for nonwovens have increased as result of this every major player is increasing capacity for nonwovens



Q3 FY26 Financial Highlights

Q3 FY26 Key Financial Performance

In ₹ Cr

Particulars	Q3 FY26	Q3 FY25	Y-O-Y
Sales	25.66	25.18	
Other Income	0.24	0.03	
Total Income	25.90	25.21	2.73%
Expenses	20.38	19.75	
EBITDA	5.52	5.46	1.10%
EBITDA Margin %	21.31%	21.65%	(34) Bps
Interest	0.18	0.14	
Depreciation	1.20	1.05	
Profit before tax	4.14	4.27	(3.04)%
Tax	0.22	0.72	
Net Profit	3.92	3.55	10.42%
Net Profit Margin %	15.13%	14.08%	105 Bps
Diluted EPS (₹)	1.36	1.23	

Last Five Quarter Performance

In ₹ Cr

Particulars	Q3 FY26	Q2 FY26	Q1 FY25	Q4 FY25	Q3 FY25
Sales	25.66	20.26	28.92	26.76	25.18
Other Income	0.24	0.38	0.34	-0.19	0.03
Total Income	25.90	20.64	29.26	26.57	25.21
Expenses	20.38	16.92	22.50	19.83	19.69
EBITDA	5.52	3.72	6.76	6.74	5.52
EBITDA Margin %	21.31%	18.01%	23.10%	25.38%	21.90%
Interest	0.18	0.30	0.22	0.23	0.20
Depreciation	1.20	1.20	1.20	1.68	1.06
Profit before tax	4.14	2.22	5.33	4.83	4.27
Tax	0.22	-0.33	0.27	-0.19	0.72
Net Profit	3.92	2.55	5.06	5.01	3.55
Net Profit Margin %	15.13%	12.36%	17.29%	18.87%	14.08%
Diluted EPS in ₹	1.36	0.89	1.76	1.74	1.23



Financial Overview

Profit & Loss Account – FY25

In ₹ Cr

Particulars	FY25	FY24	FY23
Sales	101.29	86.00	66.11
Other Income	1.70	0.90	1.27
Total Income	102.99	86.89	67.38
Expenses	80.53	74.52	64.01
EBITDA	22.46	12.37	3.37
EBITDA Margin %	21.81%	14.23%	5.01%
Interest	0.71	1.02	0.61
Depreciation	4.81	3.99	2.36
Profit before tax	16.94	7.36	0.40
Exceptional Item	0.00	0.00	0.93
Extra Ordinary Item	0.00	0.00	0
Tax	1.93	0.09	-0.23
Net Profit	15.00	7.27	-0.30
Net Profit Margin %	14.57%	8.37%	-0.44%

Balance Sheet Statement – FY25

In ₹ Cr

Equities & Liabilities	FY25	FY24	FY23
Equity	28.79	28.79	28.79
Reserves	147.56	132.55	125.28
Net Worth	176.35	161.34	154.08
Non-current Liabilities			
Long-term Borrowing	0.00	0.00	0.00
Deferred Tax Liabilities	0.00	0.00	0.00
Other Long Terms Liabilities	0.00	0.00	0.00
Long-term Provision	0.00	0.00	0.00
Total Non Current Liabilities	0.00	0.00	0.00
Current Liabilities			
Short-term Borrowings	8.43	6.87	6.34
Trade Payables	4.28	2.61	8.25
Other Current Financial Liabilities	0.10	0.10	0.10
Other Current Liabilities	3.10	0.32	0.04
Short-term Provision	0.00	0.00	0.00
Total Current Liabilities	15.90	9.09	14.73
Total Liabilities	192.25	171.24	168.80

Assets	FY25	FY24	FY23
Non Current Assets			
Fixed Assets	127.94	116.98	108.68
Capital Work In Progress	0.00	0.00	10.04
Non-current Investments	0.00	0.00	0.00
Other Non Current Financial Assets	0.00	1.51	1.57
Deferred Tax Asset	1.68	1.51	1.57
Other Non Current Assets	0.70	0.70	0.70
Total Non Current Assets	131.15	119.20	121.00
Current Assets			
Inventories	24.19	22.45	23.85
Trade Receivables	16.67	12.52	8.20
Investments	0.00	0.00	0.00
Cash & Bank Balance	1.64	3.69	4.92
Advances	0.00	0.00	0.00
Other Current Financial Assets	0.00	0.00	0.00
Current Tax Assets (Net)	0.00	0.00	0.61
Other Current Assets	18.60	13.39	10.23
Total Current Assets	61.10	52.05	47.81
Total Assets	192.25	171.24	168.80



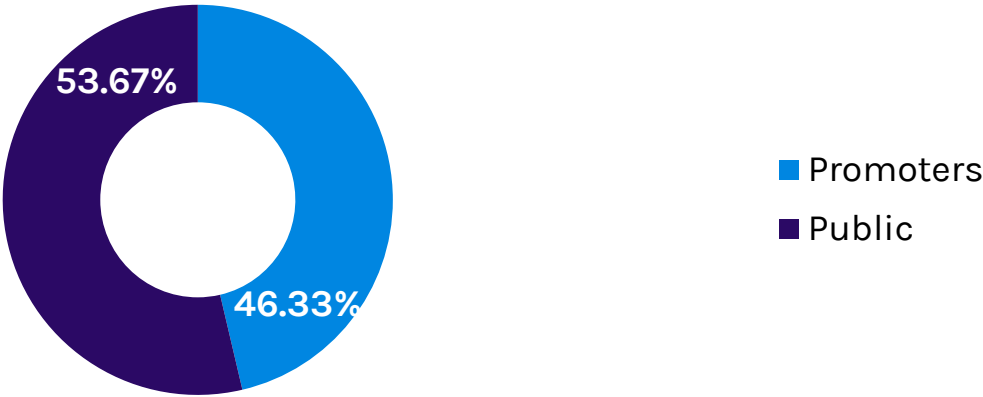
As on 30-01-2026

As on 31-12-2025

NSE: FIBERWEB BSE: 507910 ISIN:INE296C01020

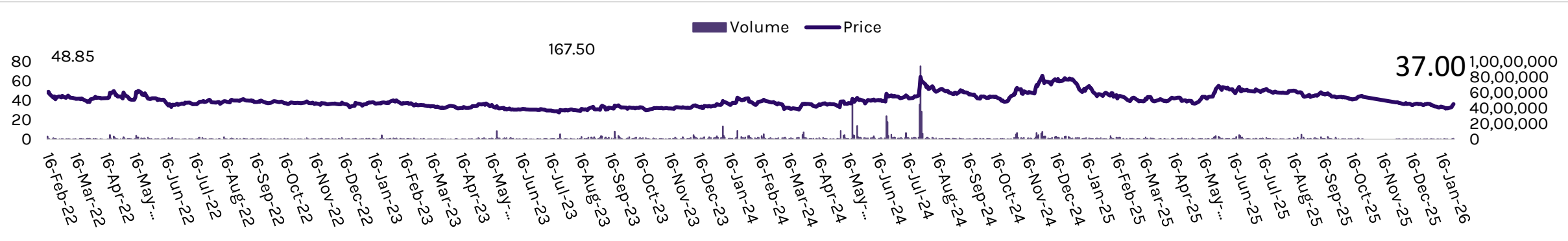
Shareholding Pattern

Share Price (₹)	37.00
Market Capitalization (₹ Cr)	107
No. of Shares Outstanding (Cr)	2.88
Face Value (₹)	10.00
52-week High-Low (₹)	59.4/31.2



Source: NSE

Share Performance From 16-02-2022 Till Date





Kiran, Gr. Floor, 128 Bhaudaji Road,
Matunga, Mumbai-400 019
Email: fiberweb@fiberwebindia.com
Phone: +91-22 2404 4876
Website: www.fiberwebindia.com



713-B, Lodha Supremus II, Wagle Estate,
Thane West - 400 604.
Email: info@kirinadvisors.com
Phone: 022 4100 2455
Website: www.kirinadvisors.com

Thank You