

APOLLO HOSPITALS ENTERPRISE LIMITED

CIN : L85110TN1979PLC008035



June 30, 2025

The Secretary,
Bombay Stock Exchange Ltd (BSE)
Phiroze Jheejheebhoy Towers,
Dalal Street,
Mumbai - 400 001.

Scrip Code - 508869
ISIN INE437A01024

The Secretary,
National Stock Exchange,
Exchange Plaza, 5th Floor
Plot No.C/1, 'G' Block
Bandra - Kurla Complex
Bandra (E)
Mumbai - 400 051.

Scrip Code-
APOLLOHOSP
ISIN INE437A01024

Dear Sir,

Subject: Disclosure under Regulation 30 the SEBI (Listing Obligations and Disclosure Requirements) Regulations, 2015

In compliance with Regulation 30 of SEBI (Listing Obligations and Disclosure Requirements) Regulations, 2015, we enclose herewith the Investor Presentation on the Composite Scheme of Arrangement.

The presentation to be made to the Investors is enclosed and the same is also being uploaded on the Company's website www.apollohospitals.com.

Kindly note of the same.

Thanking You,

Yours faithfully,
For APOLLO HOSPITALS ENTERPRISE LIMITED

S.M. KRISHNAN
Sr. VICE PRESIDENT - FINANCE
AND COMPANY SECRETARY

SANKARAN
ARAYANA
N MUTHU
KRISHNAN

Digitally signed
by
SANKARANARAY
ANAN MUTHU
KRISHNAN
Date: 2025.06.30
20:38:04 +05'30'



IS/ISO 9001 : 2000

Regd. Office :

19, Bishop Gardens,
Raja Annamalaipuram,
Chennai - 600 028.

General Office :

"Ali Towers" III Floor,
#55, Greaves Road,
Chennai - 600 006.

Tel : 044 - 2829 0956 / 3896 / 6681
Telefax : 044 - 2829 0956
Email : investor.relations@apollohospitals.com
Website : www.apollohospitals.com

Apollo Healthco Ltd

**India's Largest Omnichannel pharmacy distribution
and Digital health platform**

Composite Scheme of Arrangement

June 30, 2025



Disclaimer

The information contained in this presentation is provided by Apollo Hospitals Enterprise Limited (the "Company") to you solely for your reference. This document is being given solely for your information and for your use and may not be retained by you and neither this presentation nor any part thereof may be (i) used or relied upon by any other party or for any other purpose; (ii) copied, photocopied, duplicated or otherwise reproduced in any form or by any means; or (iii) redistributed, passed on or otherwise disseminated, to any other person without the prior written consent of the Company. Although care has been taken to ensure that the information in this presentation is accurate, and that the opinions expressed are fair and reasonable, the information is subject to change without notice, its accuracy is not guaranteed and has not been independently verified. No representation, warranty, guarantee or undertaking (express or implied) is made as to, and no reliance should be placed on, the accuracy, completeness or correctness of any information, including any projections, estimates, targets and opinions, contained herein, and accordingly, none of the Company, its advisors, representatives or any of its directors assumes any responsibility or liability for, the accuracy or completeness of, or any errors or omissions in, any information or opinions contained herein. None of the Company, its advisors, representatives and its directors, officers, employees or affiliates nor any other person accepts any responsibility or liability (whether arising in tort, contract or otherwise) whatsoever for any loss, cost or damage suffered or incurred howsoever arising, directly or indirectly, from any use of this presentation or its contents or otherwise arising in connection therewith, and makes no representation or warranty, express or implied, for the contents of this presentation including its accuracy, fairness, completeness or verification or for any other statement made or purported to be made by any of them, or on behalf of them, and nothing in this presentation or at this presentation shall be relied upon as a promise or representation in this respect, whether as to the past or the future.

The statements contained in this document speak only as at the date as of which they are made, and the Company expressly disclaims any obligation or undertaking to supplement, amend or disseminate any updates or revisions to any statements contained herein to reflect any change in events, conditions or circumstances on which any such statements are based. By preparing this presentation, none of the Company, its management, and their respective advisers undertakes any obligation to provide the recipient with access to any additional information or to update this presentation or any additional information or to correct any inaccuracies in any such information which may become apparent. This document does not constitute or form part of and should not be construed as an offer to sell or issue or the solicitation of an offer to buy or acquire securities of the Company or its subsidiaries or affiliates in any jurisdiction or as an inducement to enter into investment activity. No part of this document, nor the fact of its distribution, should form the basis of, or be relied on in connection with, any contract or commitment or investment decision whatsoever. You acknowledge that you will be solely responsible for your own assessment of the market and the market position of the Company and that you will conduct your own analysis and be solely responsible for forming your own view of the potential future performance of the business of the Company. This document is not financial, legal, tax or other product advice. Any person/ party intending to provide finance/ invest in the Company shall do so after seeking their own professional advice and after carrying out their own due diligence procedure to ensure that they are making an informed decision.

This presentation contains statements that constitute forward-looking statements which involve risks and uncertainties. These statements include descriptions regarding the intent, belief or current expectations of the Company or its officers and information currently available with them including with respect to the consolidated results of operations and financial condition, and future events and plans of the Company. These statements can be recognized by the use of words such as "expects", "plans", "will", "estimates", "intends" or words of similar meaning. Such forward-looking statements are not guarantees of future performance and involve risks and uncertainties, and actual results may differ from those in the forward-looking statements as a result of various factors and assumptions. Neither the Company nor its affiliates or advisors or representatives guarantees that the assumptions underlying such forward-looking statements are free from errors nor do they accept any responsibility for either the future accuracy of the forward-looking statements contained in this presentation or the actual occurrence of the forecasted developments. You are cautioned not to place undue reliance on these forward looking statements, which are based on the current view of the management of the Company on future events. No assurance can be given that future events will occur, or that assumptions are correct. Neither the Company nor its advisors or representatives assume any responsibility to amend, modify or revise any forward-looking statements, on the basis of any subsequent developments, information or events, or otherwise. Certain numbers in these presentations and materials have been subject to routine rounding off and accordingly figures shown as total in tables and diagrams may not be an arithmetic aggregation of the figures that precede them.

This presentation has not been approved and will not or may not be reviewed or approved by any statutory or regulatory authority in India or by any stock exchange in India. This presentation does not purport to be a complete description of the markets conditions or developments referred to in the material. This presentation includes certain industry data and projections that have been obtained from industry publications and surveys. Industry publications and surveys and forecasts generally state that the information contained therein has been obtained from sources believed to be reliable, but there is no assurance that the information is accurate or complete. Neither the Company nor any of its advisors or representatives have independently verified any of the data from third-party sources or ascertained the underlying economic assumptions relied upon therein. All industry data and projections contained in this presentation are based on data obtained from the sources cited and involve significant elements of subjective judgment and analysis, which may or may not be correct. For the reasons mentioned above, you should not rely in any way on any of the projections contained in this presentation for any purpose.

The distribution of these materials in certain jurisdictions may be restricted by law and persons into whose possession these materials comes should inform themselves about and observe any such restrictions.

This presentation and the information contained herein does not constitute or form part of any offer for sale or subscription of or solicitation or invitation of any offer to buy or subscribe for any securities of the Company, nor should it or any part of it form the basis of, or be relied on in connection with, any contract or commitment whatsoever. This presentation is not a prospectus, a statement in lieu of a prospectus, an offering circular, an advertisement or an offer document under the Companies Act, 2013, and the rules made thereunder, as amended, the Securities and Exchange Board of India (Issue of Capital and Disclosure Requirements) Regulations, 2018, as amended, or any other applicable law in India. This presentation is not an offer of securities for sale in the United States. Securities may not be offered or sold in the United States absent registration or an exemption from registration.

By accessing this presentation, you accept that this disclaimer and any claims arising out of the use of the information from this presentation shall be governed by the laws of India and only the courts in Chennai, India, and no other courts, shall have jurisdiction over the same.

Executive Summary



Transaction Recap

- Announced an **INR 2,475 Cr (US \$300mn) investment from Advent** in April 2024 and our intent to **consolidate Keimed (in stages) into Apollo HealthCo Ltd (AHL)**. Obtained Board approval and subsequent shareholder approval in August 2024 for Advent Investment and Keimed merger
- Completed the Advent capital raise process – Tranche 1 from Advent in September 2024 and Tranche 2 in March 2025. AHL has also acquired 11.2% stake in Keimed in March 2025 – ahead of the plan.

Proposed Composite Scheme of Arrangement

- Proposal now to unlock value through a **composite scheme of arrangement - Demerger of Omnichannel pharmacy distribution (OCP), Apollo 24|7 digital platform and Remote telehealth division of AHEL into New Co, and merger of Keimed into New Co**, which will enable AHEL shareholders to have direct shareholding in a combined entity.
- Creates a formidable **Listed Omni channel Pharmacy distribution and Digital health platform leader in India** with a scale of **INR ~16.3k Cr (~US\$ 1.9 bn) in Revenues in FY25 with stated plans to achieve ~ Rs25k Cr (~US\$ 3 bn) Revenue run-rate estimated by end FY27 (GMV of INR 28k Cr) with ~ 7% EBITDA margins**
- For **every 100 shares of AHEL**, AHEL shareholders will **receive 195.2 shares of New Co. Post the scheme, the total shares outstanding in New Co. (incl. ESOP pool of 3%) would be ~66.7 crores (FV Rs 2/- each)**
- Listing of the combined entity expected in the next **18-21 months**
- In addition, **subject to meeting regulatory requirements, propose to effectively increase stake of NewCo to 100% in Apollo Pharmacies Ltd (APL) - the front-end pharmacy business;** by acquiring remaining 74.5% stake in Apollo Medicals Pvt. Ltd. (AMPL) of which APL is a current WOS.

Executive Summary (2/2)



Approval process and Governance

- All regulatory and other approvals as necessary for the proposed structure would be obtained over the next few months
- Independent valuation conducted by **KPMG (BSR)** and **BDO**, and fairness opinion provided by **Axis Capital**
- **Shareholder approval for the Composite scheme planned post all regulatory approvals around Feb 2026 post – SEBI and CCI approval as part of NCLT process.**



Proposed Scheme - Process

- Proposes to undertake below transactions sequentially, via a scheme of arrangement, subject to requisite corporate and regulatory approvals

Step 1

- Demerger of Omnichannel pharmacy distribution (OCP) and Apollo 24|7 digital platform (shares of AHEL in Apollo Healthco Ltd) & remote telehealth division of AHEL into New Co

Step 2

- Amalgamation of Apollo Healthco Ltd with and into New Co

Step 2

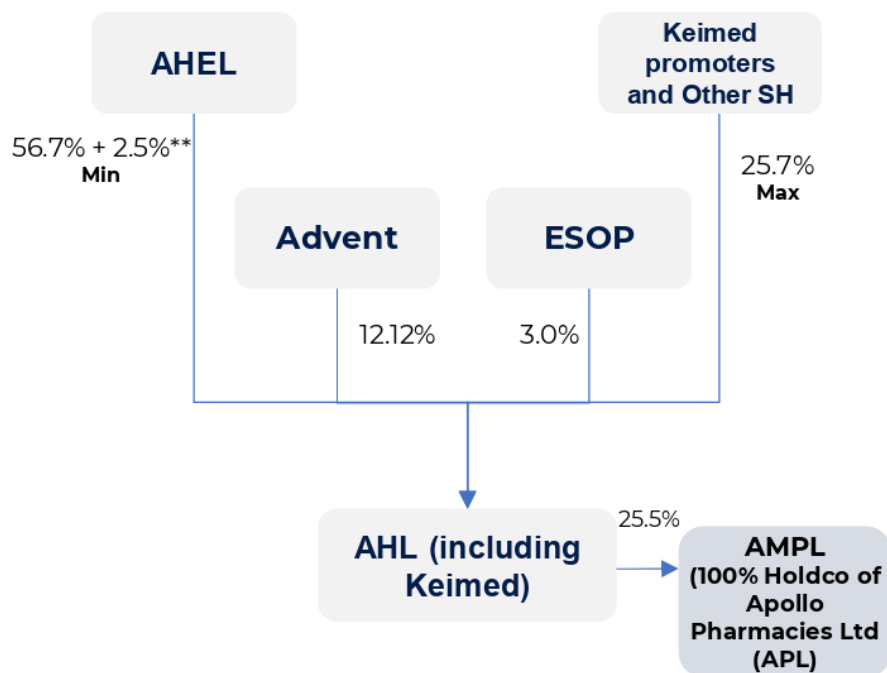
- Amalgamation of Keimed Private Limited with and into New Co

**Upon effectiveness of the Scheme (Post Shareholder and NCLT approval),
New Co to become an 'Indian Owned and Controlled Company' (IOCC), and apply for listing on stock exchanges**



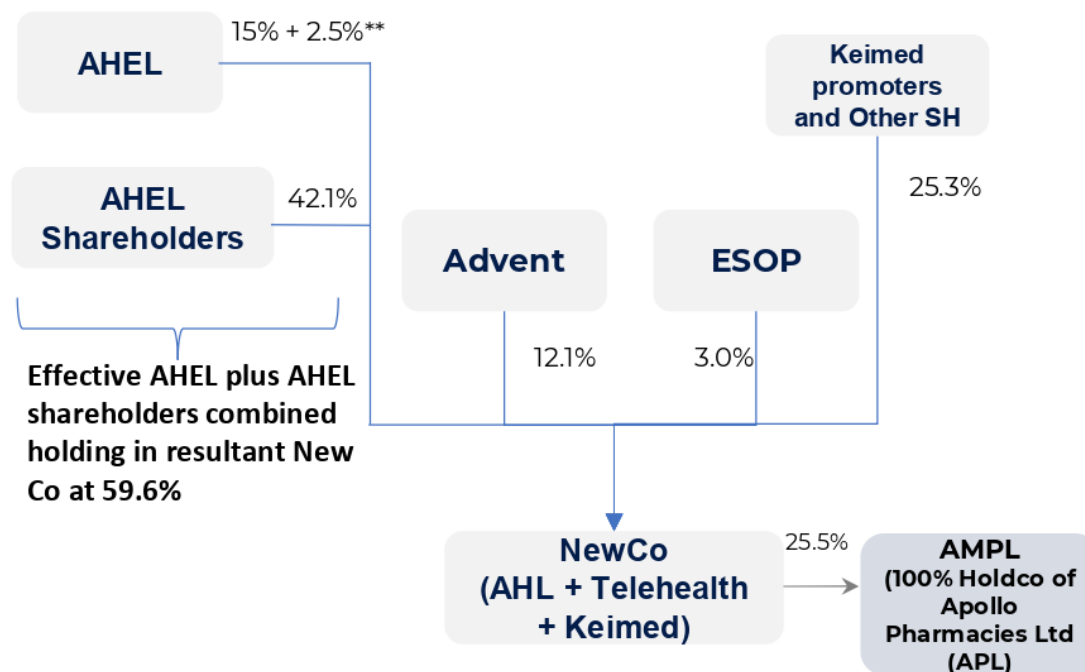
Composite scheme : Overview

Shareholder approved Resultant Group Structure in August 2024



Resultant Group Structure Proposed Now (Post all approvals)

- Automatic listing of New Co
- Direct participation of AHPL shareholders in New Co



** Includes economic interest of AHPL holding of 49% in FHPL; AHPL effective economic interest through FHPL post merger/ demerger process is ~ 2.5%.



Strategic Rationale for Proposed Structure (1/2)

Creates India's largest listed Omni channel Pharmacy (OCP) distribution and Digital health platform with a scale of INR ~ 25k Cr (~US\$3 bn) in Revenues by end FY27

- Enables AHEL shareholders to **gain direct shareholding** to India's largest omni channel Pharmacy (OCP) distribution business and Digital health platform of Apollo , **enabling full value discovery; and eliminate any hold-co discount in valuation**
- **Upon effectiveness of the Scheme (Post Shareholder and NCLT approval) , New Co to become an 'Indian Owned and Controlled Company' (IOCC) and apply for listing on stock exchanges .**
- Subject to meeting regulatory requirements, propose to increase stake to 100% in Apollo Medicals Private Limited (AMPL) by acquiring remaining 74.5% stake in AMPL, which in turn holds 100% of Apollo Pharmacies Ltd (APL), the front-end pharmacy business of the Group.
- Dedicated leadership and management teams focused on strong , sustained growth in both business verticals of the group:
 - **Healthcare services** (including Hospitals , Primary care, Diagnostics and Speciality care centers) through AHEL & AHLL.
 - **Omnichannel pharmacy business (OCP) and Digital Health** through Listed Newco
- Committed to **sharper focus on each of the business verticals of the group** with **clear Capital allocation outlays and Growth plans for both** while continuing to maintain high standards of governance.



● ● Strategic Rationale for Proposed Structure (2/2)

- **AHEL will continue to hold ~ 15% of New co directly** (17.5% including interest held through FHPL)
 - Establishes an independent, focused yet **Integrated healthcare platform** offering curated solutions, spanning across entire patient journey.
 - Allows AHEL to focus on accelerating its growth in Healthcare Services , by retaining its Pan-India leadership position while **New Co focuses on deepening customer penetration and experience though an Omni-Channel integrated approach.**
 - Continued access to **cross synergies between AHEL and New Co**
 - AHEL would have **1 nominee director on the board of New Co**
- Arm's length Commercial constructs on any/ all existing/ future Inter-se Channel services, supply and other business agreements and contracts between AHEL and Newco subject to approval by respective Boards.



India's largest Omnichannel Pharmacy and Digital Health powerhouse.....

FY25 Key Operational Metrics

Scale

~US\$2 bn

Proforma Combined Revenue

Largest omni channel healthcare company

150mn+

Life time customers

~65mn+

Annual customers

Industry leading customer life time value

Capabilities

6,626

Owned Stores

75k+

Pharmacies
serviced

3k+

Hospitals
serviced

Largest offline pharma distribution

19-min

Delivery

19,000+

pin codes

Leading online pharmacy

Deciphers **1,200+ conditions** and
800+ symptoms

Early adopter and mover in AI

360° coverage of
digital health needs

Full suite of digital services

35mn+
downloads

.....with deep Offline and Online presence



Offline Pharmacy Distribution

India's largest Organized Pharmacy Platform with presence in ~1,200 cities/ towns spread across 22 States and 5 union territories

6,626 operating stores as on 31st March 2025

Serving ~**890k** customers 24 x 7 everyday

FY25 Revenues of **INR 8,014 Cr** with **7.6%** EBITDA Margins

Offline private and generic label sales at **17.5%** of total sales

Apollo 24|7

A full-suite digital platform with a one-stop integrated access covering entire patient journey

40mn+ registered users

820k+ daily active users

~12,000+ doctors

Online Medicine Delivery

59,000+
Daily medicine orders

Online Booking for AHLL diagnostics

2,400+
Daily sample collections

Enabling Virtual Doctor Consultations for Apollo

15,400+
Daily consultations

E-Health Records

56mn+ patient records

Insurance

9 Insurance provider tie-ups

FY25 GMV of INR 3,077 Cr



● ● Keimed | India's Largest Pharma Distributor

Keimed has >2x the scale of its nearest competitor in a highly fragmented industry with 70,000+ distributors

Unmatched Scale and growth	High Quality Customer Base	Preferred Sales Partner	State-of-the-art Infrastructure	Trusted Manufacturer Relationships	Experienced Management
Revenues of INR 7,098¹ Cr in FY25, with 15% market share in core regions, growing at an accelerated rate 17% FY24-25 revenue growth ¹	Deepest network in India covering 18 states and presence across all key markets 75k+ pharmacies & 3k+ hospitals serviced	Go-to partner for launch of new formulations. Offers widest assortment of SKUs compared to peers 45k+ SKUs	With primary focus on safety and quality, has built a robust cold chain and supply infrastructure to ensure 24 hrs Pan-India delivery 101 Distribution centres	Direct relationship with most manufacturers - Single largest customer for all major pharma companies 300+ Manufacturers	Led by a group of industry veterans with decades of relevant experience ~6,800 Employees

¹Shown for Non-AHL business and including full year impact of FY25 acquisitions..



Combined Financial Metrics | Snapshot

FY25 figures in INR Cr

	Offline	Online + Telehealth	AHL	Keimed ^{2,3}	NewCo ⁴
Revenue	8,014	GMV: 3,077 Revenue: 1,149	GMV: 11,091 Revenue: 9,163	12,554	GMV: 18,196 Revenue: 16,267
EBITDA ¹ Post Ind AS Margin %	612 7.6%	143 12.5%	756 8.2%	406 3.2%	1,155 7.1%
24/7 operating cost	-	(478)	(478)	-	(478)
ESOP non-cash charge	-	(108)	(108)	-	(108)
EBITDA Post Ind AS Margin %	612 7.6%	(442) N.M.	170 1.9%	406 3.2%	576 3.5%
PAT Margin %	534 6.7%	(485) N.M.	49 0.5%	171 1.4%	221 1.4%

¹ Before 24/7 operating cost and ESOP non-cash charge.

² Excludes Surgicals.

³ Includes full year impact of FY25 acquisitions.

⁴ Post elimination for Keimed's AHL Business

N.M.: Not Meaningful



Balance Sheet position – Mar'25 | Stronger post the transaction

As of 31 March 25, Figures in INR Cr	AHL ¹	Keimed ²	New Co ³
Net Worth	2,321 ⁴	1,143	3,425
Net Debt / (Cash)	383	1,551	1,934
Other liabilities	200	82	283
Sources of Funds	2,904	2,776	5,642
Net Working Capital	1,628	2,296	3,925
Other assets	1,276	479	1,717
Application of Funds	2,904	2,776	5,642
Key Ratios			
Debt / Equity Ratio	0.2x	1.4x	0.6x
ROCE	26.1% ⁵	13.8%	20.1%

¹Includes telehealth business.

²Excluding Surgicals, and subject to changes upon completion of ongoing group restructuring process.

³Management estimate of aggregate balance sheet; this is not constructed in accordance with Ind-AS or merger accounting and is subject to swap ratio adjustments.

⁴Includes Advent investment, reclassified from net debt to equity

⁵Excludes 24/7 Operating costs and ESOP non-cash charge



Merged Entity | Financial Outlook (Proforma)

	FY25	FY27 Exit Run-rate Target	
Revenue	GMV: 18,196 Cr Revenue: 16,267 Cr	GMV: ~28,000Cr Revenue: ~25,000 Cr	Target to achieve EBITDA breakeven for digital business in next 4 quarters
EBITDA Post Ind AS Margin %	3.5%	~ 7 %	Proposed integration to enable higher margin realisation through supply chain efficiencies
			Accelerated growth in private label business to drive margin expansion

Incentive from Advent Upside Sharing with Management	<ul style="list-style-type: none">To incentivise the management and identified employees, Advent to share portion of their upside received beyond specified threshold with identified BeneficiariesThe beneficiaries of upside arrangement to include Chairperson of New Co & such employees of AHL (or any successor entity), its (existing and future) subsidiaries & (existing and future) associate companies, as identified by Chairperson.Determined as % of excess returns over a pre-determined multiple of invested capital by Advent.
---	---

Transaction Advisors



Financial advisors - **VedaCorp**

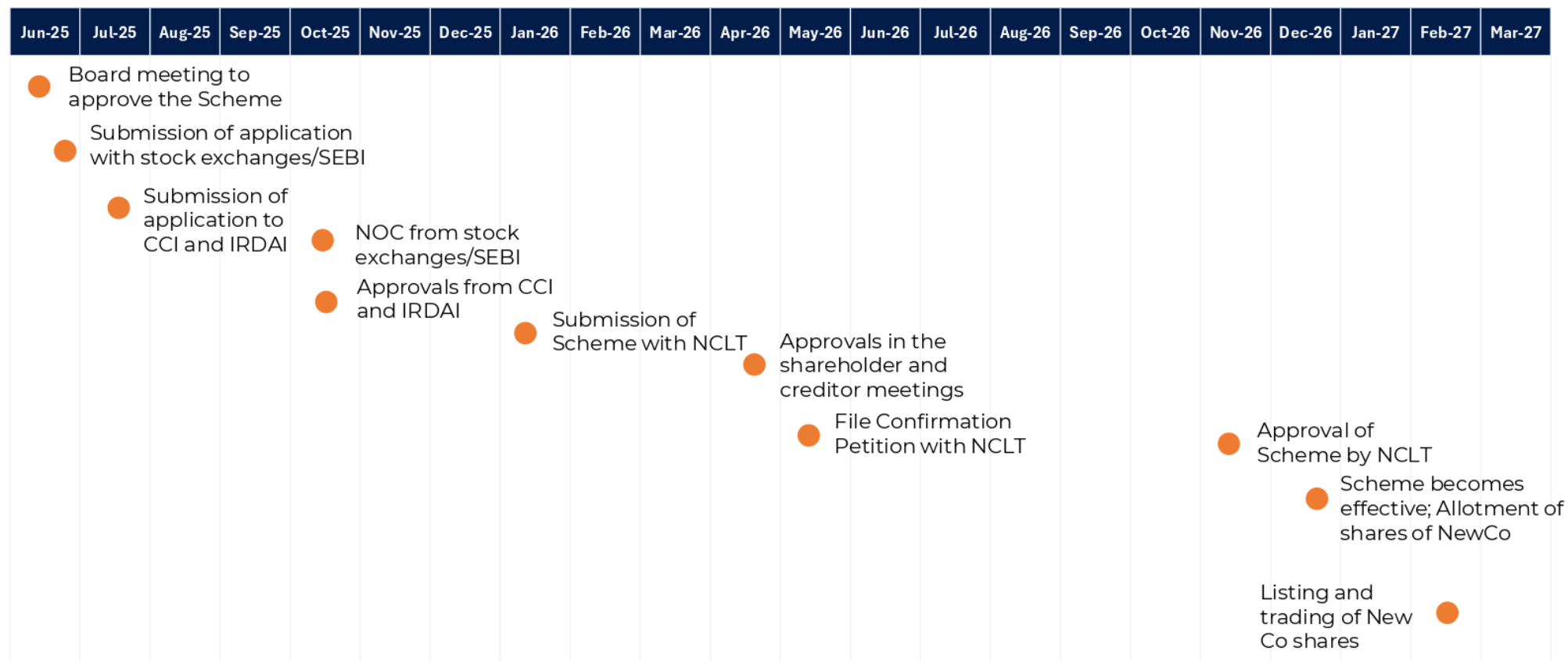
Legal advisors for the scheme - **Shardul Amarchand Mangaldas & Co (SAM)**

Fairness Opinion provided by **Axis Capital**

Independent valuation conducted by **KPMG (BSR)** and **BDO**



Steps and Timelines



The background of the slide is a light gray color. It features a subtle, abstract pattern of dots that create a sense of depth and perspective. The dots are arranged in a grid-like fashion, but the grid lines are not straight, instead curving and converging towards the center, giving the impression of looking down a long, receding tunnel or a vast, open space. The dots themselves are small and light gray, blending into the background while still forming a distinct pattern.

Thank You.